



PROGRAMMA ARTIS TOOL
RUBINETTI SOTTOLAVABO
UNDER BASIN STOPCOCKS
ROBINETS SOUS-LAVABO

Il design è l'intelligenza resa visibile.

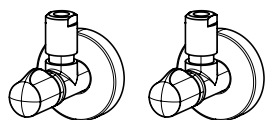
Design is intelligence made visible.

Le design est l'intelligence rendue visible.

Alina Wheeler

RUBINETTI SOTTOLAVABO | UNDER BASIN STOPCOCKS | ROBINETS SOUS-LAVABO

RS400



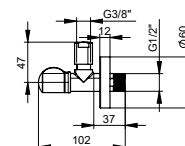
COPIA DI RUBINETTI SOTTOLAVABO TONDI CON VITONE CERAMICO USCITA DA 3/8" TUBO RAME DA 10 MM

ROUND UNDER BASIN STOPCOCKS WITH CERAMIC VALVE (PAIR) 3/8" FOR 10 MM COPPER TUBE

PAIRE DE ROBINETS SOUS-LAVABO RONDS AVEC TETE CERAMIQUE 3/8" POUR TUBE EN CUIVRE DE 10 MM

FIN.

C
NO | BI
OO | RO | GO | BR | RA | NS | TU
OR | OS | NE



RS401



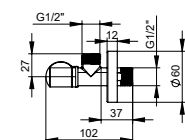
COPIA DI RUBINETTI SOTTOLAVABO TONDI CON VITONE CERAMICO USCITA DA 1/2"

ROUND UNDER BASIN 1/2" STOPCOCKS WITH CERAMIC VALVE (PAIR)

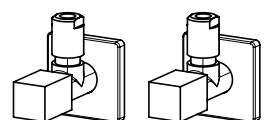
PAIRE DE ROBINETS SOUS-LAVABO 1/2" RONDS AVEC TETE CERAMIQUE 1/2"

FIN.

C
NO | BI
OO | RO | GO | BR | RA | NS | TU
OR | OS | NE



RS300



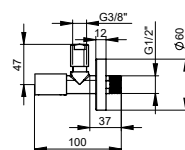

COPIA DI RUBINETTI SOTTOLAVABO QUADRATI CON VITONE CERAMICO USCITA DA 3/8" TUBO RAME DA 10 MM

SQUARED UNDER BASIN STOPCOCKS WITH CERAMIC VALVE (PAIR) 3/8" FOR 10 MM COPPER TUBE

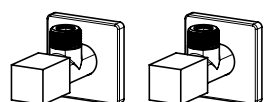
PAIRE DE ROBINET SOUS-LAVABO CARRÉS AVEC TETE CERAMIQUE 3/8" POUR TUBE EN CUIVRE DE 10 MM

FIN.

C
NO | BI
RO | GO | NS | TU
OR | OS | NE



RS301



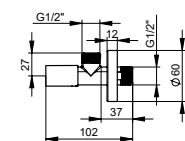
COPIA DI RUBINETTI SOTTOLAVABO QUADRATI CON VITONE CERAMICO USCITA DA 1/2"

SQUARED UNDER BASIN 1/2" STOPCOCKS WITH CERAMIC VALVE (PAIR)

PAIRE DE ROBINET SOUS-LAVABO 1/2" CARRÉS AVEC TETE CERAMIQUE

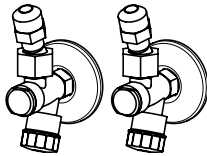
FIN.

C
NO | BI
RO | GO | NS | TU
OR | OS | NE



RUBINETTI SOTTOLAVABO | UNDER BASIN STOPCOCKS | ROBINETS SOUS-LAVABO

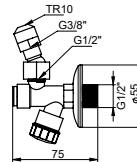
RS201



COPPIA DI RUBINETTI SOTTOLAVABO, FILTRO E CON SNODO, USCITE DA G1/2", G3/8" E TUBO IN RAME DA 10 MM

UNDER BASIN EXITS G1/2", G3/8" STOPCOCKS WITH FILTER AND SWIVEL, FOR 10 MM COPPER TUBE (PAIR)

PAIRE DE ROBINETS SOUS-LAVABO FILTRE ET COUDE, SORTIES G1/2", G3/8" TUBE EN CUIVRE DE 10 MM

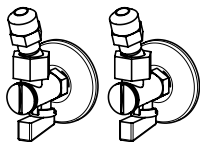


FIN.

C



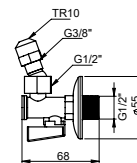
RS202



COPPIA DI RUBINETTI SOTTOLAVABO, FILTRO E CON SNODO, USCITE DA G1/2", G3/8" E TUBO IN RAME DA 10 MM

UNDER BASIN EXITS G1/2", G3/8" STOPCOCKS WITH FILTER AND SWIVEL, FOR 10 MM COPPER TUBE (PAIR)

PAIRE DE ROBINETS SOUS-LAVABO FILTRE ET COUDE, SORTIES G1/2", G3/8" TUBE EN CUIVRE DE 10 MM

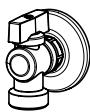


FIN.

C



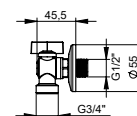
RS115



RUBINETTO A SFERA PER LAVATRICE 1/2" X 3/4"

1/2" X 3/4" WASHING MACHINE BALL VALVE

ROBINET À BILLE 1/2" X 3/4" POUR MACHINE À LAVER

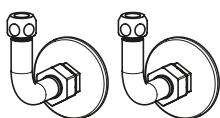


FIN.

C



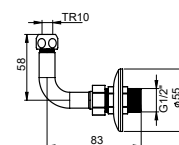
RS207



COPPIA DI CURVETTE A 90° IN RAME DA 1/2" PER TUBO IN RAME DA 10 MM

90° UNDER BASIN COPPER CONNECTION FOR 10 MM COPPER TUBE (PAIR)

PAIRE DE CONNECTIONS SOUS-LAVABO À 90° EN CUIVRE POUR TUBE EN CUIVRE DE 10 MM



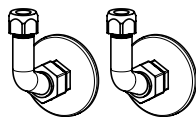
FIN.

C



RUBINETTI SOTTOLAVABO | UNDER BASIN STOPCOCKS | ROBINETS SOUS-LAVABO

RS208



COPPIA DI CURVETTE A 90° IN OTTONE DA 1/2" PER TUBO IN RAME DA 10 MM

90° UNDER BASIN BRASS CONNECTION FOR 10 MM COPPER TUBE (PAIR)

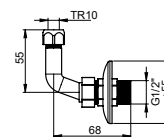
PAIRE DE CONNECTIONS SOUS-LAVABO À 90° EN LAITON POUR TUBE EN CUIVRE DE 10 MM

FIN.

C



G1/2"



RS209



COPPIA DI RACCORDI 1/2" PER TUBO IN RAME DA 10 MM

1/2" JUNCTION FOR 10 MM COPPER TUBE (PAIR)

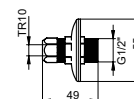
PAIRE DE JONCTIONS 1/2" POUR TUBE EN CUIVRE DE 10 MM

FIN.

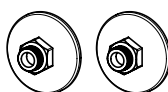
C



G1/2"



RS210



COPPIA DI RACCORDI 1/2" PER 3/8"

1/2" FOR 3/8" JUNCTION (PAIR)

PAIRE DE JONCTIONS 1/2" POUR 3/8"

FIN.

C



G1/2"

