

CATALOGO GENERALE A5



CATALOGO GENERALE



condividiamo  
i nostri **valori** /  
share our **values**  
/ partageons  
nos **valeurs**

L'ECCELLENZA DELLA RUBINETTERIA

ARTIS

Made in Italy



ARTIS  
**ESPERIENZA APPLICATA**  
 APPLIED EXPERIENCE  
 EXPÉRIENCE APPLIQUÉE

---

**DA TRE GENERAZIONI  
 ARTIS OFFRE LA  
 SUA ESPERIENZA  
 ESPLORANDO  
 NUOVE TENDENZE  
 NELLA PRODUZIONE  
 IDROSANITARIA.**

Nel 1960 nasce il nostro impulso creativo che negli anni aumenta e sente l'esigenza di nuove collaborazioni anche all'estero. La forza e l'esperienza ci hanno reso consapevoli che ogni nostro prodotto gioca un ruolo fondamentale nell'arredo della vostra casa. Oggi vantiamo il consenso dei nostri numerosi clienti, vero impulso per la nostra Azienda a spingerci verso nuove dinamiche proposte dedicate ai nostri prodotti.

**SINCE THREE  
 GENERATIONS  
 ARTIS OFFERS ITS  
 EXPERIENCE EXPLORING  
 NEW TRENDS IN  
 HYDROSANITARY  
 PRODUCTION.**

In 1960 born our creative impulse, that increases during years and feels the need of new collaborations abroad. Strength and experience made us aware that each of our products plays an important role in the design of your home. Today we are proud of the satisfaction of our customers, real boost for us to push toward new dynamic product proposals.

**DÉPUIS TROIS  
 GÉNÉRATIONS, ARTIS  
 PROPOSE SON EXPÉRIENCE  
 EN EXPLORANT LES  
 NOUVELLES TENDANCES  
 DE LA PRODUCTION  
 HYDRO-SANITAIRE.**

En 1960 nait notre élan créatif, qui augmente dans le temps et ressent le besoin de nouvelles collaborations à l'étranger. Force et expérience nous ont fait comprendre que chacun de nos produits joue un rôle fondamental dans l'ameublement de votre habitation. Nous nous vantons aujourd'hui de la satisfaction de nos nombreux clients, véritable impulsion pour notre entreprise à nous pousser vers nouvelles propositions dynamiques de produit.

**Artis**, interpretazione di  
una terra culla di tecnologia,  
storia, benessere, bellezze  
naturali, mondanità

**Artis**, interpretation of a  
land cradle of technology,  
history, well-being, natural  
beauty, wordliness

**Artis**, interprétation  
d'une terre bercée par la  
technologie, l'histoire,  
le bien-être, les beautés  
de la nature, la mondanité







## PROGETTI E TECNOLOGIA IN MOVIMENTO.

Nuove tecnologie ci permettono di proporre nuovi ed entusiasmanti “oggetti d'arredo”. Una produzione attenta nella scelta dei materiali, la loro durevolezza ed ergonomia fanno dei prodotti Artis da quattro decenni la gamma più completa per scegliere la soluzione ideale per ogni arredo. Ricerca del Design abbinato a finiture accurate si fondono nei nostri prodotti, non dimenticando che il tempo gioca a nostro favore. Collaudi e testing di tenuta aggiungono assieme alla facile manutenzione, una pregevole e ottima durata nel tempo. Un prodotto Artis aggiunge valore al vostro progetto.

## MOVING PROJECTS AND TECHNOLOGIES.

New technologies allow us to produce new and exciting items of furniture. A careful choice of the production's materials, their durability and ergonomics make Artis products by four decades the most complete range ideal for any decor. The research of design combined with accurate finishes blend in our products, not forgetting that time plays in our favor. Tests and sealing tests add together with the easy maintenance a great and valuable durability. Choose a product of Artis will add value to your project.

## PROJETS ET TECHNOLOGIES EN MOUVEMENT.

Les nouvelles technologies nous permettent d'offrir de nouveaux “objets d'ameublement” passionnants. Une production soignée dans le choix des matériaux, leur durabilité et leur ergonomie font des produits Artis la gamme la plus complète depuis quatre décennies pour choisir la solution idéale pour chaque ameublement. La recherche de design combinée à des finitions précises se conjuguent dans nos produits, sans oublier que le temps joue en notre faveur. Les tests d'étanchéité et les tests ajoutent, avec un entretien facile, une précieuse et excellente durabilité. Un produit Artis ajoute de la valeur à votre projet.

Qualità significa  
fare le cose bene quando  
nessuno ti sta guardando

Quality means doing  
things right when  
no one is looking

Qualité signifie faire  
les choses correctement  
quand personne ne vous  
regards.

*Henry Ford*



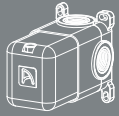
ARTIS  
**PORTFOLIO**

---



PROGRAMMA  
**SISTEMA  
INCASSI**  
BUILT-IN SYSTEM  
SYSTEME ENCASTRES

20



23

**SISTEMA INCASSI**  
Built-in system  
Systeme encastrés

COLLEZIONE  
**PROGETTO  
DESIGN**

30



32

**BOCACCIO7**

70

**EMOZIONI  
DA TOCCARE**



75

**LEGGERMENTE**

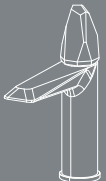
101

**PRECISAMENTE**



127

**SENSUALMENTE**



153

**INFINITAMENTE**

178

**OGGETTO DESIGN**



224

**OGGETTO3**



256

**OGGETTO**



296

**QUADRO**



346

**STILO**



392

**TORRE**



438

**GEMMA**



480

**ACCESSORI  
TONDI  
QUADRI**

PROGRAMMA  
**COMPLEMENTI  
DI DESIGN**

502



504

**OGGETTO**

516

**PROFILO**



526

**PITAGORA**



536

**ISPICA**



546



548

**FRANCIACORTA**

568

**CRISTALLO**



590

**INDY**



612

**ACCESSORI  
ACCESSORIES  
ACCESSOIRES**

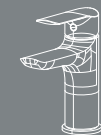
COLLEZIONE  
**VANTAGGIO**

618



620

**DOMUS+**



634

**PUNTA+**



650

**COLLEZIONE COLLETTIVITÀ  
COMMUNITIES COLLECTION  
COLLECTION COLLECTIVITES**

654

**ACCESSORI  
ACCESSORIES  
ACCESSOIRES**

COLLEZIONE  
...C'ERA UNA VOLTA  
...IL BAGNO

PROGRAMMA  
ACQUA  
BENESSERE & VITA

PROGRAMMA  
ACQUA FARINA  
& DESIGN

PROGRAMMA  
ARTIS TOOL

658



658 DIAMANTE

674



674 ANTICA

692



692 EPOCA

710



710 CROCE

726

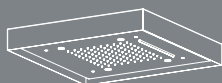
ACCESSORI  
ACCESSORIES  
ACCESSOIRES

732



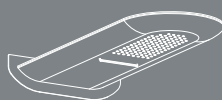
732 COLONNE DOCCIA  
Shower Columns  
Colonnes de douche

762



762 CROMOTERAPIA  
Chromotherapy  
Chromothérapie

768



768 SOFFIONI DESIGN  
Design ShowerHeads  
Pommes de douche Design

805



805 SOFFIONI INOX  
Inox ShowerHeads  
Pommes de douche Inox

807



807 SOFFIONI OTTONE  
Brass ShowerHeads  
Pommes de douche Laiton

809



809 SOFFIONI ABS  
ABS ShowerHeads  
Pommes de douche ABS

810



810 SOFFIONI ANTICO  
Antico ShowerHeads  
Pommes de douche Antico

812



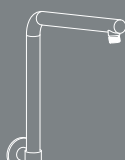
812 CASCATE  
Cascades  
Cascades

814



814 BODY JETS

816



816 BRACCI DOCCIA  
Shower Arms  
Bras de douche

820



820 SALISCENDI  
Shower sliding bars  
Barres de douche

824



824 DOCCETTE, FLESSIBILI,  
PRESE ACQUA E SUPPORTI  
Hand Showers, Flexibles,  
Outlets and Shower Holders  
Douchettes, flexibles,  
prises d'eau et supports

830



830 FLESSIBILI  
Flexibles  
Flexibles

832



832 PRESE ACQUA E SUPPORTI  
Water outlets and holders  
Prises d'eau et supports

836



836 SHUT-OFF HYDRO WC  
& PASSO RAPIDI  
Shut-Off Hydro-WC Flush-Valve  
Shut-Off Hydro-WC Robinets de Chasse

844



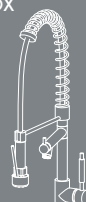
844 PLACCA WC  
Toilet plate  
Plaque Toilette

846



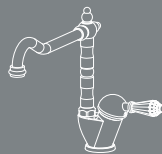
846 INOX

870



870 MODERNI

880



880 ANTICHI

886



886 COLLEZIONE ECO

890



892 ACCESSORI E  
COMPLEMENTI  
Fittings  
Accessoires

896



896 SIFONI E PILETTE  
Siphons and wastes  
Siphons et vidages

902



902 RICAMBI  
Spare Parts  
Pièces de rechange

930

TABELLA RICAMBI  
Spare parts table  
Tableau pieces de rechanges

952

SUGGERIMENTI  
PER UNA CORRETTA  
INSTALLAZIONE  
Installation suggestions  
Conseils pour une installation  
correcte

954

ENERGY SAVING  
THERMO BALANCE

956

INDICE  
Index

966

ARTIS  
Production info



## ■ LEGENDA ICONE | ICON LEGEND | LEGENDE ICONES



**2 INGRESSI - 1 USCITA**  
2 inlets - 1 outlet  
2 entrées - 1 sortie



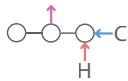
**2 INGRESSI - 1 USCITA**  
2 inlets - 1 outlet  
2 entrées - 1 sortie



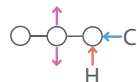
**2 INGRESSI - 1 USCITA**  
2 inlets - 1 outlet  
2 entrées - 1 sortie



**2 INGRESSI - 1 USCITA**  
2 inlets - 1 outlet  
2 entrées - 1 sortie



**2 INGRESSI - 2 USCITE - DEVIATORE**  
2 inlets - 2 outlets - diverter  
2 entrées - 2 sorties - inverseur



**2 INGRESSI - 3 USCITE**  
2 inlets - 3 outlets  
2 entrées - 3 sorties



**2 INGRESSI - 1 USCITA**  
2 inlets - 1 outlet  
2 entrées - 1 sortie



**2 INGRESSI - 2 USCITE - DEVIATORE**  
2 inlets - 2 outlets - diverter  
2 entrées - 2 sorties - inverseur



**2 INGRESSI - 3 USCITE - DEVIATORE**  
2 inlets - 3 outlets - diverter  
2 entrées - 3 sorties - inverseur



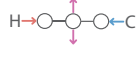
**2 INGRESSI - 2 USCITE - DEVIATORE**  
2 inlets - 2 outlets - diverter  
2 entrées - 2 sorties - inverseur



**2 INGRESSI - 1 USCITA - DEVIATORE**  
2 inlets - 1 outlet - diverter  
2 entrées - 1 sorties - inverseur



**2 INGRESSI - 2 USCITE - DEVIATORE**  
2 inlets - 2 outlets - diverter  
2 entrées - 2 sorties - inverseur



**2 INGRESSI - 2 USCITE - DEVIATORE**  
2 inlets - 2 outlets - diverter  
2 entrées - 2 sorties - inverseur



**FILETTI GAS 3/8"**  
3/8" connection  
Connexion 3/8"



**FILETTI GAS 1/2"**  
1/2" connection  
Connexion 1/2"



**FILETTI GAS 3/4"**  
3/4" connection  
Connexion 3/4"



**ATTACCHINI DA 3/8"**  
3/8" connection  
connection 3/8"



**ATTACCHINI DA 1/2"**  
1/2" connection  
connection 1/2"



**CONNESSIONE CON NIPPLO  
ATTACCO RAPIDO**  
Quick nipple connection  
Connection rapide"



**FISSAGGIO REGOLABILE**  
Adjustable fastening fixation réglable



**CARTUCCIA MISCELATRICE Ø25**  
Ø25 mixing cartridge  
Cartouche mitigeur Ø25



**CARTUCCIA MISCELATRICE Ø25  
CON DISTRIBUTORE**  
Ø25 mixing cartridge with distributor  
Cartouche mitigeur Ø25 avec distributeur



**CARTUCCIA MISCELATRICE Ø28  
O.RING ALTO**  
Ø28 mixing cartridge with high O.Ring  
Cartouche mitigeur Ø28 O.Ring haut



**CARTUCCIA MISCELATRICE Ø35**  
Ø35 mixing cartridge  
Cartouche mitigeur Ø35



**CARTUCCIA MISCELATRICE Ø35  
O.RING ALTO**  
Ø35 mixing cartridge with high O.Ring  
Cartouche mitigeur Ø35 O.Ring haut



**CARTUCCIA MISCELATRICE Ø35  
CON DISTRIBUTORE**  
Ø35 mixing cartridge with distributor  
Cartouche mitigeur Ø35 avec distributeur



**CARTUCCIA MISCELATRICE Ø35  
CON DISTRIBUTORE O.RING ALTO**  
Ø35 mixing cartridge with distributor  
Cartouche mitigeur Ø35 avec distributeur



**CARTUCCIA MISCELATRICE Ø35  
INVERSA**  
Reverse Ø35 mixing cartridge  
Cartouche mitigeur Ø35 inverse



**CARTUCCIA MISCELATRICE Ø40**  
Ø40 mixing cartridge  
Cartouche mitigeur Ø40



**CARTUCCIA MISCELATRICE ON/  
OFF Ø40**  
Ø40 mixing cartridge ON/OFF  
Cartouche mitigeur Ø40 ON/OFF



**CARTUCCIA TERMOSTATICA**  
Thermostatic cartridge  
Cartouche thermostatique



**CARTUCCIA TERMOSTATICA**  
Thermostatic cartridge  
Cartouche thermostatique



**CARTUCCIA TERMOSTATICA**  
Thermostatic cartridge  
Cartouche thermostatique



**CARTUCCIA TERMOSTATICA CON  
BILANCIATORE DI PRESSIONE  
E DEVIATORE**  
Thermostatic cartridge with pressure balance  
and diverter  
Cartouche thermostatique avec équilibre de  
pression et inverseur



**CARTUCCIA TERMOSTATICA CON  
BILANCIATORE DI PRESSIONE  
E DEVIATORE**  
Thermostatic cartridge with pressure balance  
and diverter  
Cartouche thermostatique avec équilibre de  
pression et inverseur

## LEGENDA ICONE | ICON LEGEND | LEGENDE ICONES



**CARTUCCIA DEVIATRICE ROTATIVA**  
Rotary diverter cartridge  
Cartouche inverseur rotative



**CARTUCCIA DEVIATRICE ROTATIVA**  
Rotary diverter cartridge  
Cartouche inverseur rotative



**CARTUCCIA DEVIATRICE ROTATIVA**  
Rotary diverter cartridge  
Cartouche inverseur rotative



**CARTUCCIA DEVIATRICE ROTATIVA**  
Rotary diverter cartridge  
Cartouche inverseur rotative



**CARTUCCIA DEVIATRICE ROTATIVA**  
Rotary diverter cartridge  
Cartouche inverseur rotative



**DEVIATORE PULL**  
Diverter Pull  
Inverseur Pull



**DEVIATORE PULL**  
Diverter Pull  
Inverseur Pull



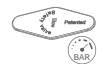
**BOCCA DEVIATRICE ROTATIVA**  
Rotary diverter spout  
Bec inverseur rotative



**DEVIATORE PUSH**  
Diverter spout  
Push deviator



**VITONE CERAMICO**  
Ceramic head  
Tete en céramique



**VALVOLA DI SICUREZZA PRESSIONE**  
Safety pressure valve  
Valve de sécurité de pression



**FLESSIBILE DOCCIA DOPPIA AGGRAFFATURA**  
Double crimping shower flexible  
Flexible douche double agrafure



**FLESSIBILE DOCCIA PVC**  
PVC shower flexible  
Flexible douche en PVC



**FLESSIBILE DOCCIA PVC LUXURY**  
PVC luxury shower flexible  
Flexible douche luxury en PVC



**FLESSIBILE NYLON**  
shower flexible  
luxury en PVC



**FLESSIBILE CROMO**  
Chrome shower flexible  
Flexible chrome



**DOCCIA/DOCCETTA 1 FUNZIONE**  
Handshower 1 Jet  
Douchette 1 Jet



**DOCCIA/DOCCETTA 2 FUNZIONI**  
Handshower 2 Jet  
Douchette 2 Jet



**DOCCIA/DOCCETTA 3 FUNZIONI**  
Handshower 3 Jet  
Douchette 3 Jet



**SISTEMA ANTICALCARE**  
Anti-lime system  
Système anticalcaire



**NEBULIZZAZIONE**  
Nebulization  
Nébulisation



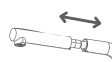
**CASCATA**  
Cascade  
Cascade



**LAVAPIEDI**  
Foot washer  
Lave Pieds



**BODYJET**



**DOCCIA ESTRAIBILE**  
Pull-out handshower  
Douchette amovible



**BOCCA ORIENTABILE**  
Adjustable spout  
Bec réglable



**BOCCA ABBATTIBILE SOTTOFINESTRA**  
Under window adjustable spout  
Bec pliant sous fenetre



**PRODOTTO CON PARTI ELETTRICHE**  
Product with electrical parts  
Produit avec pièces électriques



**BATTERIA TAMPONE**  
Backup battery  
Batterie de réserve






**LUCI LED**  
Led lights  
Lumières Led



**TELECOMANDO SENZA FILO**  
Remote Control  
Commande à distance




**TELECOMANDO INCASSO CON FILO**  
Wire built-in remote Control  
Commande à distance mural avec fil



# COLORI & TEXTURE

**CROMO**  
CHROME  
CROME




FINITURE | FINISHING | FINITIONS

**CROMATO**  
CHROMED  
CHROMÉ

**NERO OPACO**  
MATT BLACK  
NOIR MAT



**BIANCO**  
WHITE  
BLANC




**TERRA DI FRANCIA**  
GROUND OF FRANCE  
TERRE DE FRANCE



**GRANITO CAPPUCCINO**  
CAPPUCCINO GRANITE  
GRANIT CAPPUCCINO



**GRANITO BIANCO**  
WHITE GRANITE  
GRANIT BLANC



**GRANITO NERO**  
BLACK GRANITE  
GRANIT NOIR



FINITURE | FINISHING | FINITIONS

**VERNICIATI**  
PAINTED  
PEINT

**ORO OPACO**  
MATT GOLD  
OR MAT



**ORO ROSA SPAZZOLATO**  
BRUSHED PINK GOLD  
OR ROSE BROSSÉ




**GRIGIO OPACO**  
MATT GREY  
GRIS MAT



FINITURE | FINISHING | FINITIONS

**LACCATI**  
LACQUERED  
LAQUE

**BRONZO**  
BRONZE  
BRONZE



**RAME**  
COPPER  
CUIVRE



**NICKEL SPAZZOLATO**  
BRUSHED NICKEL  
NICKEL BROSSÉ




**TUSCANY**



FINITURE | FINISHING | FINITIONS

**GALVANICHE**  
GALVANICS  
GALVANIQUES


**ORO LUCIDO**  
SHINY GOLD  
OR BRILLANT



**ORO SPAZZOLATO**  
BRUSHED GOLD  
OR BROSSÉ

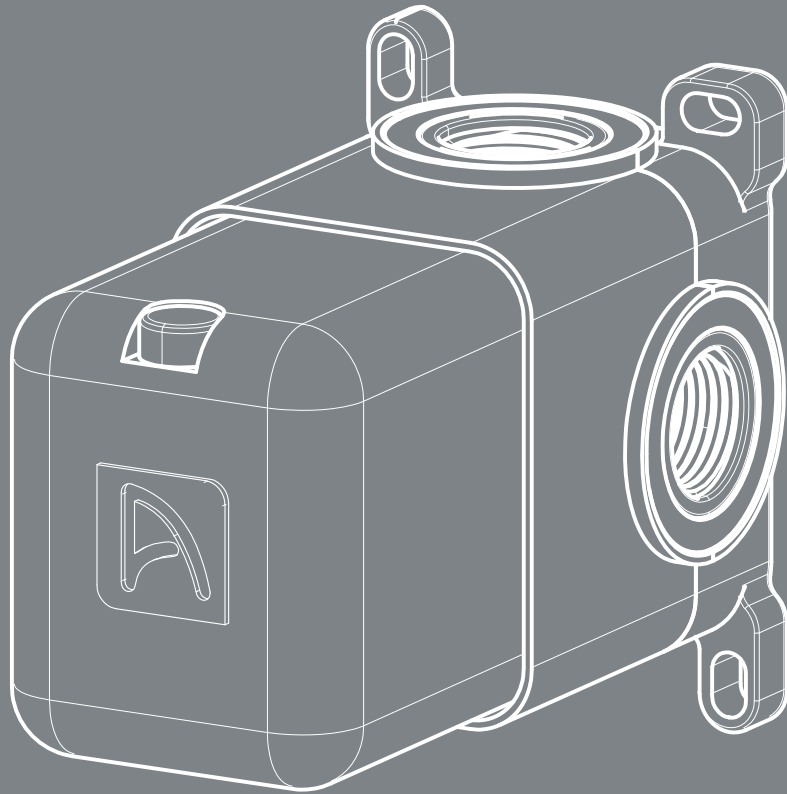


**NERO ETNA**



FINITURE | FINISHING | FINITIONS

**PVD**

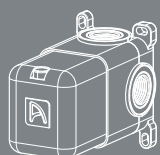


## **SISTEMA INCASSI ARTIS**

ARTIS BUILT-IN SYSTEM

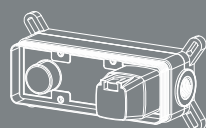
SYSTEME ENCASTRES ARTIS

---



### **CORPI INCASSO DOCCIA CON BOX**

Built-In Shower Bodies with box  
Corps encastré pour douche avec box



### **CORPI INCASSO PER LAVABO CON BOX**

Built-In Wash-Basin Bodies with box  
Corps encastré pour lavabo avec box



## SISTEMA INCASSI ARTIS

ARTIS BUILT-IN SYSTEM

SYSTEME ENCASTRES ARTIS

---

L'architettura è il gioco sapiente, corretto e magnifico dei volumi raggruppati sotto la luce.

Architecture is the skilful, correct and magnificent play of volumes grouped under the light.


L'architecture est le jeu habile, correct et magnifique des volumes regroupés sous la lumière.

*Le Corbusier*



## ■ SISTEMA INCASSI ARTIS | ARTIS BUILT-IN SYSTEM | SYSTEME ENCASTRES ARTIS

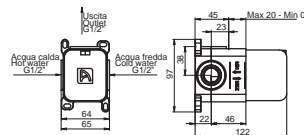
### INC-250-BOX




#### CORPO INCASSO CON BOX PER MISCELATORE MONOCOMANDO PER DOCCIA 1 VIA

BUILT-IN BODY WITH BOX FOR 1 WAY SHOWER MIXER

CORPS ENCASTRÉ AVEC BOX POUR MITIGEUR DOUCHE 1 SORTIE



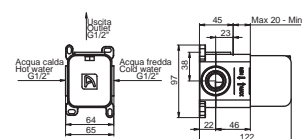
### INC-250-BOX-180




#### CORPO INCASSO CON BOX PER MISCELATORE MONOCOMANDO PER DOCCIA 1 VIA CON APERTURA REVERSO

BUILT-IN BODY WITH BOX FOR 1 WAY SHOWER MIXER REVERSO OPENING

CORPS ENCASTRÉ AVEC BOX POUR MITIGEUR DOUCHE 1 SORTIE AVEC OUVERTURE REVERSO



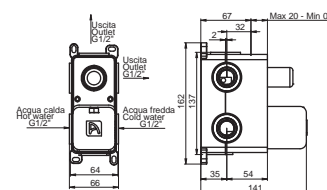
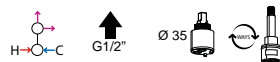
### INC-200-BOX




#### CORPO INCASSO CON BOX PER MISCELATORE MONOCOMANDO PER DOCCIA 2 VIE

BUILT-IN BODY WITH BOX FOR 2 WAYS SHOWER MIXER

CORPS ENCASTRÉ AVEC BOX POUR MITIGEUR DOUCHE 2 SORTIES



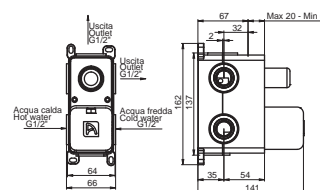
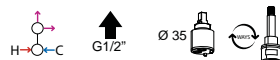
### INC-200-BOX-180




#### CORPO INCASSO CON BOX PER MISCELATORE MONOCOMANDO PER DOCCIA 2 VIE CON APERTURA REVERSO

BUILT-IN BODY WITH BOX FOR 2 WAYS SHOWER MIXER REVERSO OPENING

CORPS ENCASTRÉ AVEC BOX POUR MITIGEUR DOUCHE 2 SORTIES AVEC OUVERTURE REVERSO



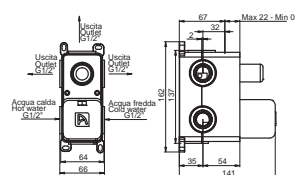
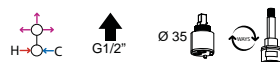
### INC-230-BOX



#### CORPO INCASSO CON BOX PER MISCELATORE MONOCOMANDO PER DOCCIA 3 VIE


BUILT-IN BODY WITH BOX FOR 3 WAYS SHOWER MIXER

CORPS ENCASTRÉ AVEC BOX POUR MITIGEUR DOUCHE 3 SORTIES



■ SISTEMA INCASSI ARTIS | ARTIS BUILT-IN SYSTEM | SYSTEME ENCASTRES ARTIS

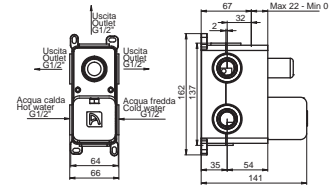
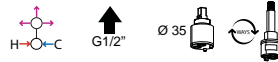
**INC-230-BOX180**



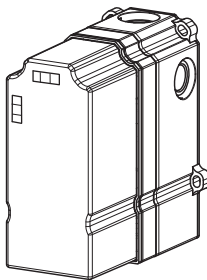
**CORPO INCASSO CON BOX PER MISCELATORE MONOCOMANDO PER DOCCIA 3 VIE CON APERTURA REVERSO**

BUILT-IN BODY WITH BOX FOR 3 WAYS SHOWER MIXER REVERSO OPENING

CORPS ENCASTRÉ AVEC BOX POUR MITIGEUR DOUCHE 3 SORTIES AVEC OUVERTURE REVERSO



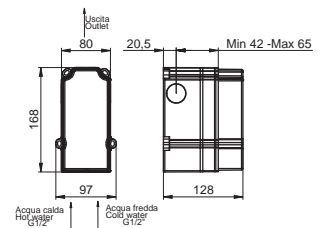
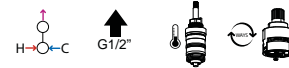
**INC-258-BOX**



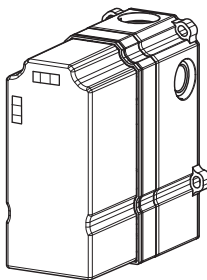
**CORPO INCASSO CON BOX PER MISCELATORE TERMOSTATICO PER DOCCIA 1 VIA**

BUILT-IN BODY WITH BOX FOR 1 WAY THERMOSTATIC SHOWER MIXER

CORPS ENCASTRÉ AVEC BOX POUR MITIGEUR THERMOSTATIQUE DOUCHE 1 SORTIE



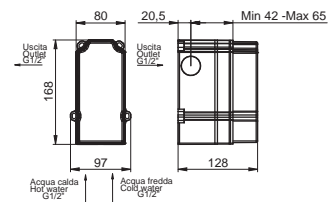
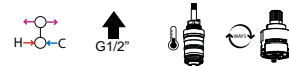
**INC-208-BOX**



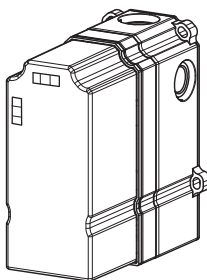
**CORPO INCASSO CON BOX PER MISCELATORE TERMOSTATICO PER DOCCIA 2 VIE**

BUILT-IN BODY WITH BOX FOR 2 WAYS THERMOSTATIC SHOWER MIXER

CORPS ENCASTRÉ AVEC BOX POUR MITIGEUR THERMOSTATIQUE DOUCHE 2 SORTIES



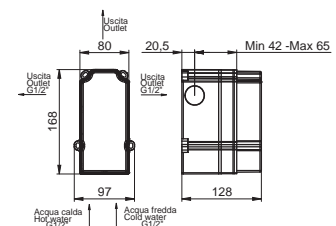
**INC-238-BOX**



**CORPO INCASSO CON BOX PER MISCELATORE TERMOSTATICO PER DOCCIA 3 VIE**

BUILT-IN BODY WITH BOX FOR 3 WAYS THERMOSTATIC SHOWER MIXER

CORPS ENCASTRÉ AVEC BOX POUR MITIGEUR THERMOSTATIQUE DOUCHE 3 SORTIES



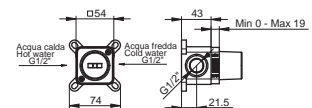
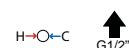
**INC-264-BOX**



**CORPO INCASSO PER KIT SHUT-OFF**


BUILT IN BODY FOR SHUT-OFF KIT

CORPS ENCASTRE' POUR KIT SHUT-OFF



## ■ SISTEMA INCASSI ARTIS | ARTIS BUILT-IN SYSTEM | SYSTEME ENCASTRES ARTIS

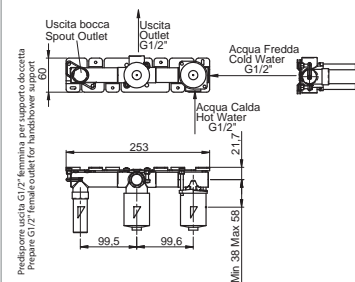
### INC-150/155




#### CORPO INCASSO 2 VIE PER MISCELATORE MONOCOMANDO PER VASCA

BUILT-IN 2 WAYS BATH MIXER

CORPS ENCASTRÉ POUR MITIGEUR BAIN DOUCHE 2 SORTIES



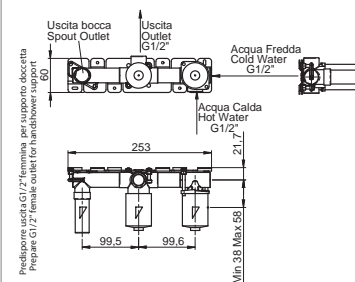
### INC-150/155-180




#### CORPO INCASSO 2 VIE PER MISCELATORE MONOCOMANDO PER VASCA CON APERTURA REVERSO

BUILT-IN 2 WAYS BATH MIXER REVERSO OPENING

CORPS ENCASTRÉ POUR MITIGEUR BAIN DOUCHE 2 SORTIES AVEC OUVERTURE REVERSO



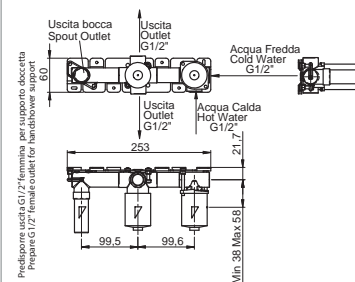
### INC-160/165




#### CORPO INCASSO 3 VIE PER MISCELATORE MONOCOMANDO PER VASCA

BUILT-IN 3 WAYS BATH MIXER

CORPS ENCASTRÉ POUR MITIGEUR BAIN DOUCHE 3 SORTIES



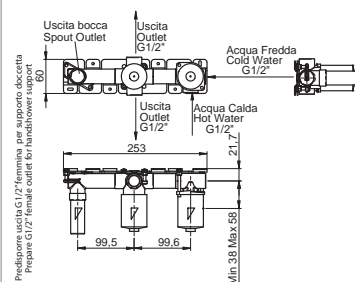
### INC-160/165-180




#### CORPO INCASSO 3 VIE PER MISCELATORE MONOCOMANDO PER VASCA CON APERTURA REVERSO

BUILT-IN 3 WAYS BATH MIXER REVERSO OPENING

CORPS ENCASTRÉ POUR MITIGEUR BAIN DOUCHE 3 SORTIES AVEC OUVERTURE REVERSO



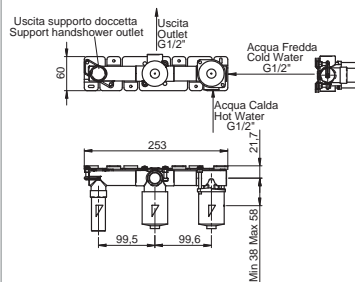
### INC-220/225



#### CORPO INCASSO PER MISCELATORE MONOCOMANDO PER DOCCIA 2 VIE


BUILT-IN BODY FOR 2 WAYS SHOWER MIXER

CORPS ENCASTRÉ POUR MITIGEUR DOUCHE 2 SORTIES



## ■ SISTEMA INCASSI ARTIS | ARTIS BUILT-IN SYSTEM | SYSTEME ENCASTRES ARTIS

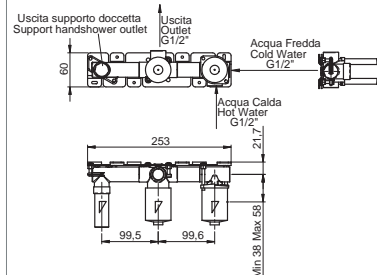
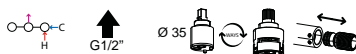
### INC-220/225-180




#### CORPO INCASSO PER MISCELATORE MONOCOMANDO PER DOCCIA 2 VIE CON APERTURA REVERSO

BUILT-IN BODY FOR 2 WAYS SHOWER MIXER REVERSO OPENING

CORPS ENCASTRÉ POUR MITIGEUR DOUCHE 2 SORTIES AVEC OUVERTURE REVERSO



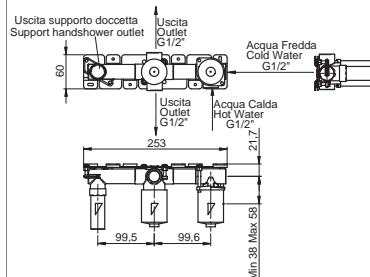
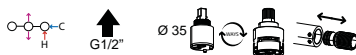
### INC-240/245




#### CORPO INCASSO PER MISCELATORE MONOCOMANDO PER DOCCIA 3 VIE

BUILT-IN BODY FOR 3 WAYS SHOWER MIXER

CORPS ENCASTRÉ POUR MITIGEUR DOUCHE 3 SORTIES



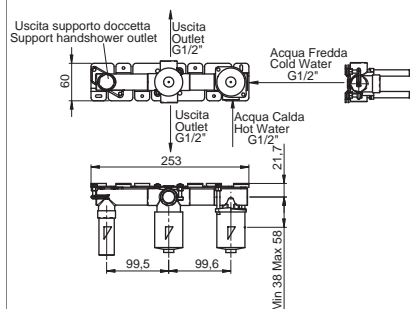
### INC-240/245-180




#### CORPO INCASSO PER MISCELATORE MONOCOMANDO PER DOCCIA 3 VIE CON APERTURA REVERSO

BUILT-IN BODY FOR 3 WAYS SHOWER MIXER REVERSO OPENING

CORPS ENCASTRÉ POUR MITIGEUR DOUCHE 3 SORTIES AVEC OUVERTURE REVERSO



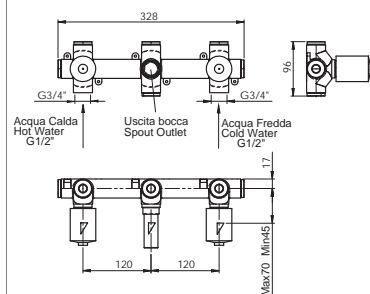
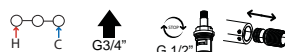
### INC-380



#### CORPO INCASSO PER MISCELATORE A DOPPIO COMANDO PER LAVABO


BUILT-IN BODY FOR 2 HANDLES WASHBASIN MIXER

CORPS ENCASTRÉ POUR MELANGEUR LAVABO



## ■ SISTEMA INCASSI ARTIS | ARTIS BUILT-IN SYSTEM | SYSTEME ENCASTRES ARTIS

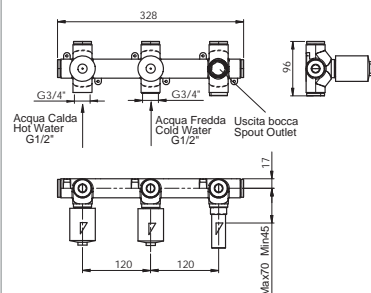
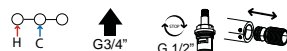
### INC-380-DX




#### CORPO INCASSO PER MISCELATORE A DOPPIO COMANDO PER LAVABO CON BOCCA A DESTRA

BUILT-IN BODY FOR 2 HANDLES WASHBASIN MIXER WITH RIGHT SIDE SPOUT

CORPS ENCASTRÉ POUR MELANGEUR LAVABO AVEC BEC A DROITE



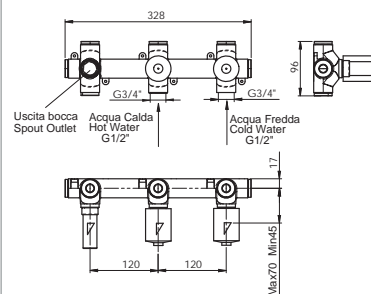
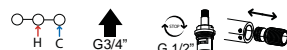
### INC-380-SX




#### CORPO INCASSO PER MISCELATORE A DOPPIO COMANDO PER LAVABO CON BOCCA A SINISTRA

BUILT-IN BODY FOR 2 HANDLES WASHBASIN MIXER WITH LEFT SIDE SPOUT

CORPS ENCASTRÉ POUR MELANGEUR LAVABO AVEC BEC A GAUCHE



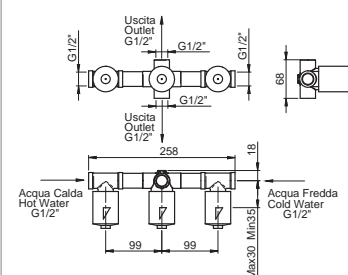
### INC-210



#### CORPO INCASSO PER MISCELATORE MONOCOMANDO PER DOCCIA 2 VIE

BUILT-IN BODY FOR 2 WAYS SHOWER MIXER

CORPS ENCASTRÉ POUR MITIGEUR DOUCHE 2 SORTIES



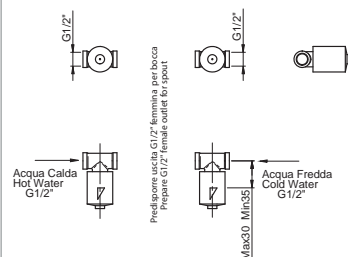
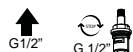
### INC-390



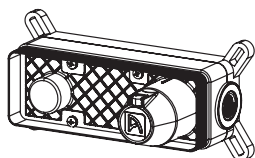
#### CORPO INCASSO PER MISCELATORE A DOPPIO COMANDO PER LAVABO

BUILT-IN BODY FOR 2 HANDLES WASHBASIN MIXER

CORPS ENCASTRÉ POUR MELANGEUR LAVABO



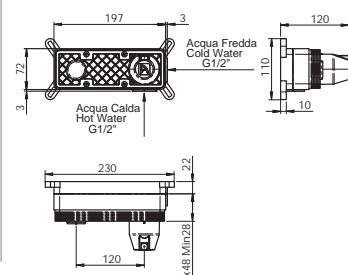
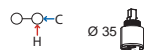
### INC-350/360-BOX



#### CORPO INCASSO CON BOX PER MISCELATORE PER LAVABO A PARETE

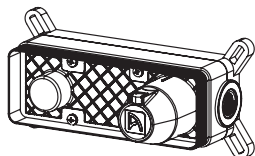
BUILT IN BODY WITH BOX FOR WASHBASIN MIXER

CORPS ENCASTRE' AVEC BOX POUR MITIGEUR LAVABO



■ SISTEMA INCASSI ARTIS | ARTIS BUILT-IN SYSTEM | SYSTEME ENCASTRES ARTIS

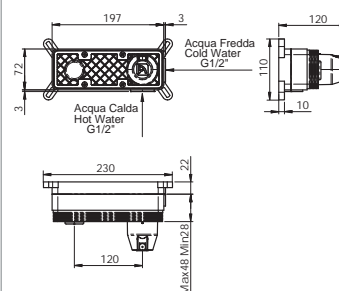
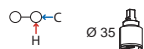
**INC-350/360-BOX-180**



**CORPO INCASSO CON BOX PER MISCELATORE PER LAVABO A PARETE CON APERTURA REVERSO**

BUILT IN BODY WITH BOX FOR WASHBASIN MIXER REVERSO OPENING

CORPS ENCASTRE' AVEC BOX POUR MITIGEUR LAVABO AVEC OUVERTURE REVERSO



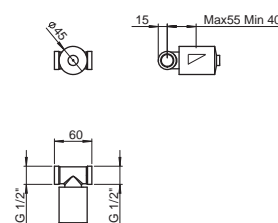
**INC-340**




**CORPO INCASSO PER RUBINETTO D'ARRESTO**

BUILT IN BODY FOR STOPCOCK

CORPS ENCASTRE' POUR ROBINET D'ARRET



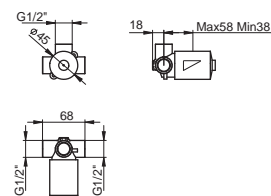
**INC-345**




**CORPO INCASSO PER DEVIATORE A 2 VIE**

BUILT IN BODY FOR 2 WAYS DIVERTER

CORPS ENCASTRE' POUR INVERSEUR 2 VOIES



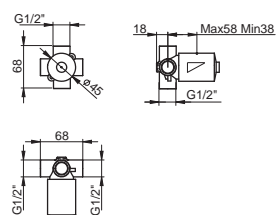
**INC-346**




**CORPO INCASSO PER DEVIATORE A 3 VIE**

BUILT IN BODY FOR 3 WAYS DIVERTER

CORPS ENCASTRE' POUR INVERSEUR 3 VOIES



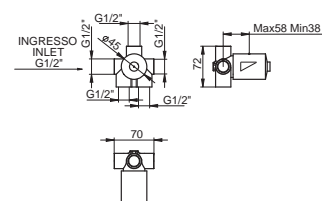
**INC-347**

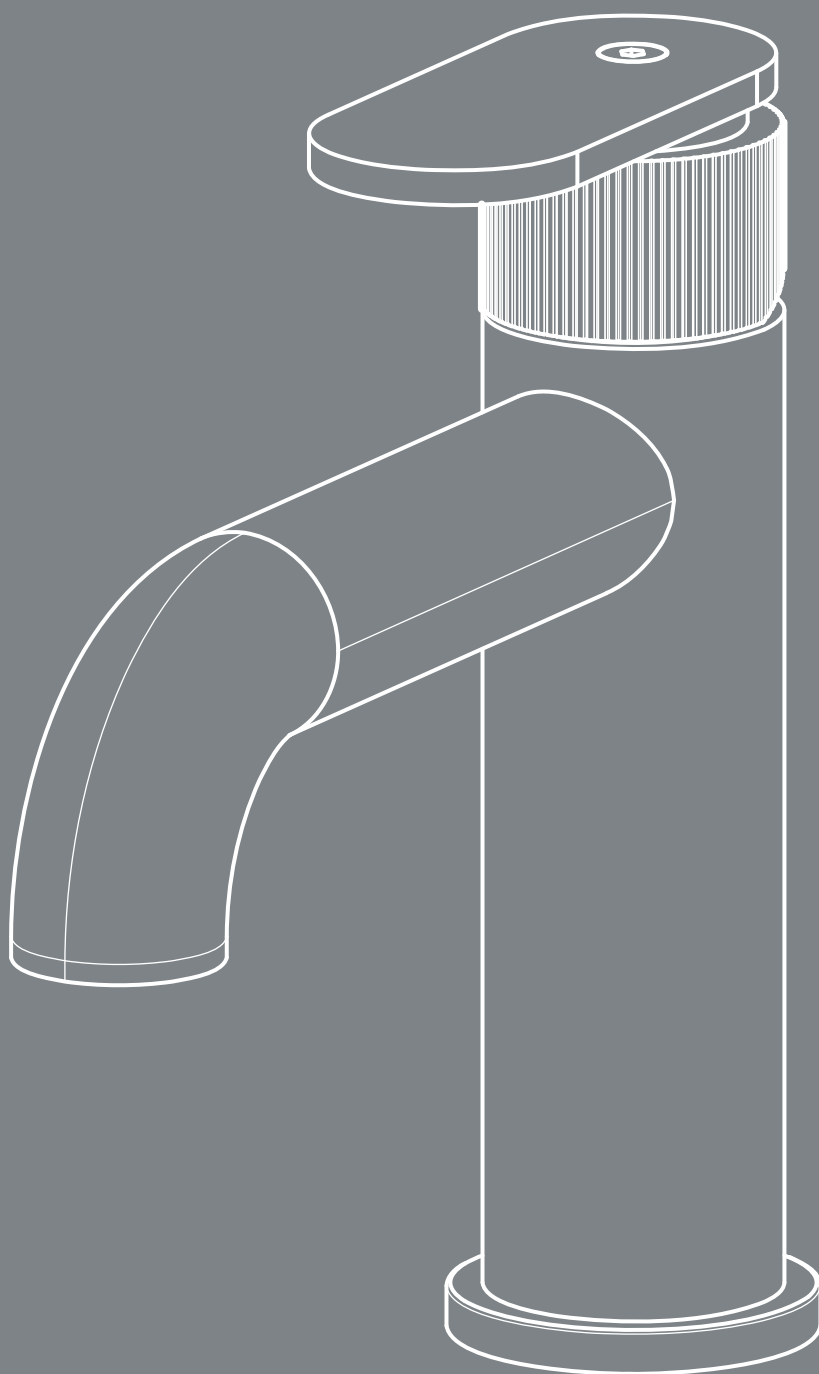


**CORPO INCASSO PER DEVIATORE A 4 VIE**

BUILT IN BODY FOR 4 WAYS DIVERTER

CORPS ENCASTRE' POUR INVERSEUR 4 VOIES



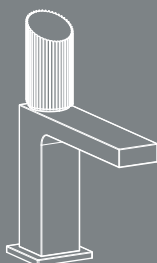


COLLEZIONE  
**PROGETTO DESIGN**

PROGRAMMA  
**EMOZIONI DA TOCCARE**



**BOCACCIO7**



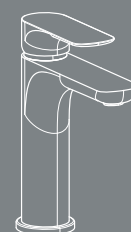
**LEGGERMENTE  
PRECISAMENTE  
SENSUALMENTE  
INFINITAMENTE**



**OGGETTO DESIGN**

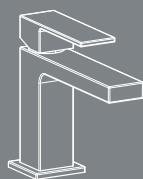


**OGGETTO3**



**OGGETTO**

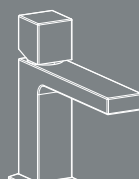
PROGRAMMA  
**COMPLEMENTI DI DESIGN**



**QUADRO**




**STILO**



**TORRE**



**GEMMA**




**OGGETTO  
PROFILO  
PITAGORA  
ISPICA**



# BOCCACCIO7

DESIGN BY DAINELLI STUDIO





## DAINELLI STUDIO

Lo studio nasce a Pisa, nel cuore della Toscana, dove Leonardo e Marzia vivono e lavorano per oltre 12 anni prima di trasferirsi a Milano. La natura, le cave di marmo, la cultura e il know how artigianale caratteristici di questa regione segnano un forte imprinting nello stile progettuale dello studio. La continua ricerca estetica e formale, tratto distintivo di Dainelli Studio, si concretizza in un design ricercato, attento alle proporzioni, all'armonia tra forme, colori, materiali e finiture. Ogni progetto, infatti, porta con sé una profonda cultura progettuale unita alla conoscenza delle tecniche e dei processi produttivi industriali ed artigianali. La capacità di dialogare al tempo stesso sia con l'ambiente che con il singolo prodotto consente di dare vita ad ogni elemento necessario alla costruzione di un progetto completamente personalizzato: dal singolo oggetto creato su misura fino al total look di un habitat completo. Dainelli Studio realizza progetti di interior per spazi pubblici e privati ed ha all'attivo collaborazioni con prestigiose aziende del mondo dell'arredo tra cui: Arketipo, Ceramica Bardelli, Frag, Gallotti&Radice, Gebruder Thonet Vienna, Giorgetti, Lema e Mogg. Fondato nel 2007 da Leonardo e Marzia Dainelli, Dainelli Studio è uno studio di architettura con sede a Milano dalla doppia anima: il design di prodotto e la progettazione di interni.

The studio was initially opened in Pisa, in the heart of Tuscany, where Leonardo and Marzia lived and worked for over 12 years before moving to Milan. The nature, the marble quarries, the culture and the artisanal know-how characteristic of this region mark a strong imprinting in the design style of the studio. Their ongoing research on image and form – a distinctive aspect of Dainelli Studio – leads to concrete results of refined design, based on perfectly gauged proportions and harmony between forms, materials and finishes. Every project embodies in-depth design culture with knowledge of industrial production techniques and craftsmanship. The ability to establish dialogue with the environment and the individual product permits the creation of every element required for the construction of a completely personalized project: from a tailor-made object to the total look of a complete habitat. Dainelli Studio realizes interior projects for public and private spaces and has active collaborations with prestigious companies in the world of furnishings, including: Arketipo, Ceramica Bardelli, Frag, Gallotti&Radice, Gebruder Thonet Vienna, Giorgetti, Lema e Mogg. Founded in 2007 by Leonardo and Marzia Dainelli, Dainelli Studio is a Milan-based architecture firm with a dual soul: product and interior design.

Le studio est né à Pise, au cœur de la Toscane, où Leonardo et Marzia ont vécu et travaillé pendant plus de 12 ans avant de s'installer à Milan. La nature, les carrières de marbre, la culture et le savoir-faire artisanal caractéristiques de cette région marquent une forte empreinte dans le style du studio. La recherche esthétique et formelle continue, caractéristique distinctive de Dainelli Studio, se matérialise dans un design raffiné, attentif aux proportions, à l'harmonie entre les formes, les couleurs, les matériaux et les finitions. En effet, chaque projet apporte une profonde culture du design combinée à une connaissance des techniques et processus de production industrielle et artisanale. La capacité de communiquer à la fois avec l'environnement et avec le produit individuel nous permet de donner vie à chaque élément nécessaire à la construction d'un projet entièrement personnalisé : depuis l'objet unique créé sur mesure jusqu'à l'aspect total d'un habitat complet. Dainelli Studio crée des projets d'intérieur pour des espaces publics et privés et collabore avec des entreprises prestigieuses du monde du meuble, notamment : Arketipo, Ceramica Bardelli, Frag, Gallotti&Radice, Gebruder Thonet Vienna, Giorgetti, Lema et Mogg. Fondé en 2007 par Leonardo et Marzia Dainelli, Dainelli Studio est un studio d'architecture basé à Milan avec une double âme: design de produits et design d'intérieur.

# BOCCACCIO7

DESIGN BY DAINELLI STUDIO



Finiture - Finishes - Finitions



COLLEZIONE PROGETTO DESIGN

## BOCCACCIO7

---

### BOCCACCIO7 PER ARTIS

Caratterizzato da un gioco di angoli netti e forme cilindriche, Boccaccio7 dà vita a un effetto visivo austero quanto armonico, presentandosi come un'icona di eleganza e precisione tecnica. Il profilo maschile del disegno viene accentuato dalla cannettatura, che impreziosisce la parte alta del collo richiamando i dettagli dell'orologeria e degli accendini di lusso. Pensato per ambienti bagno contemporanei e metropolitani, il progetto di Dainelli Studio sintetizza la sua continua ricerca di soluzioni estetiche e formali sempre nuove. Alla prima collaborazione con l'azienda Artis, Dainelli Studio progetta il miscelatore Boccaccio7.

### BOCCACCIO7 FOR ARTIS

Characterized by sharp corners and cylindrical shapes, Boccaccio7 creates an austere visual effect as well as harmonious, presenting itself as an icon of elegance and technical precision. The manful design of the profile is accentuated by the vertical chiseling, which embellishes the upper part of the mixer, recalling the details of watchmaking and luxury lighters. Designed for contemporary bathrooms and metropolitan environments, Dainelli Studio project summarizes the continuing research for new aesthetic and formal solutions. At first collaboration with Artis, Dainelli Studio designs the mixer Boccaccio7.

### BOCCACCIO7 POUR ARTIS

Caractérisé par un jeu d'angles vifs et de formes cylindriques, Boccaccio7 crée un effet visuel aussi austère qu'harmonieux, se présentant comme une icône d'élégance et de précision technique. Le profil masculin du design est accentué par les nervures qui embellissent la partie supérieure du col, rappelant les détails de l'horlogerie de luxe et des briquets. Conçu pour les environnements de salle de bains contemporains et métropolitains, le projet de Dainelli Studio résume sa recherche continue de solutions esthétiques et formelles toujours nouvelles. Dans sa première collaboration avec la société Artis, Dainelli Studio conçoit le mixeur Boccaccio7.































■ **BOCCACCIO7**

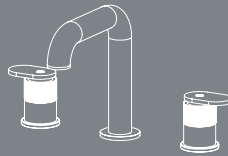
07400  
 07402



07450  
 07452



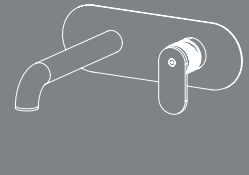
07470  
 07472



07550  
 07552



EST-07350  
 EST-07352



EST-07360  
 EST-07362



EST-07380  
 EST-07382



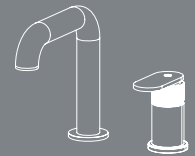
EST-07380-DX  
 EST-07382-DX



EST-07380-SX  
 EST-07382-SX



07480  
 07482




07580  
 07582



07490  
 07492



07590  
 07592



07330  
 07332



141007



07500  
 07502



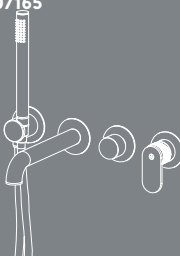
07100



EST 07150  
 EST 07160



EST-07155  
 EST-07165



121407



122207



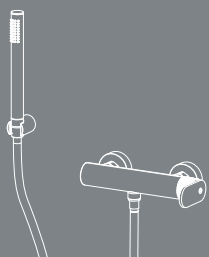
121507



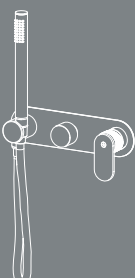
07300



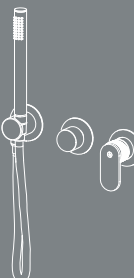
07310



EST-07220  
 EST-07240



EST-07225  
 EST-07245



EST-07250



EST-07200  
 EST-07230



## ■ BOCCACCIO7

160740



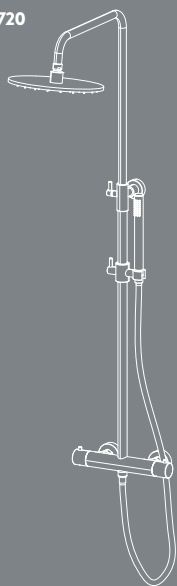
EST-07258  
EST-07208  
EST-07238



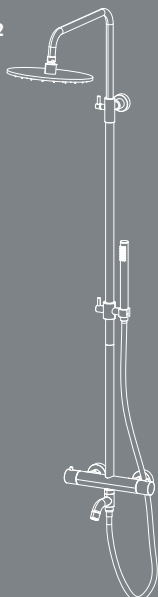
EST-07340  
EST-07345  
EST-07346  
EST-07347




240720



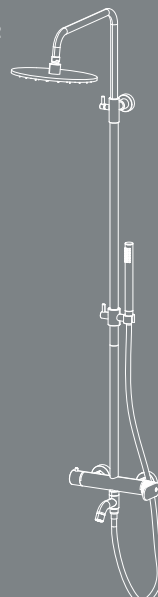
240722



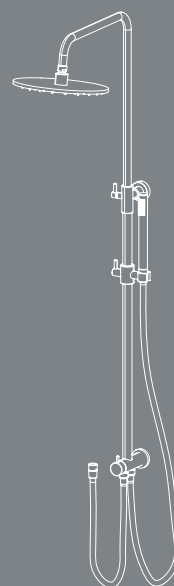
240710



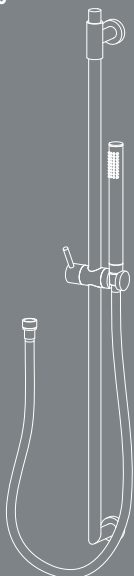
240712



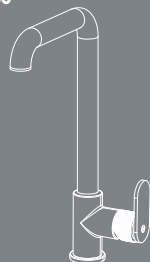
240700



S200

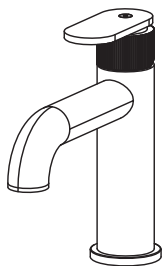


07950



## BOCCACCIO7

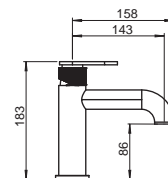
07400



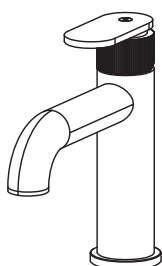
**MISCELATORE MONOCOMANDO PER LAVABO  
SENZA SCARICO**

WASH-BASIN MIXER WITHOUT WASTE  
MITIGEUR POUR LAVABO SANS VIDAGE

**FIN.**  
C  
OO|RO|GO|NS|TU|  
OR|OS|NE



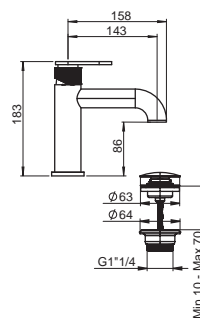
07402



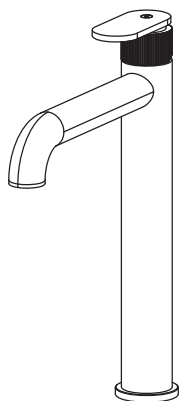
**MISCELATORE MONOCOMANDO PER LAVABO CON  
SCARICO CLICK CLACK DA 1 1/4**

WASH-BASIN MIXER WITH 1 1/4 CLICK CLACK WASTE  
MITIGEUR POUR LAVABO AVEC VIDAGE CLICK CLACK 1 1/4

**FIN.**  
C  
OO|RO|GO|NS|TU|  
OR|OS|NE



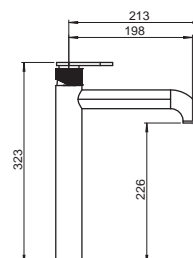

07450



**MISCELATORE MONOCOMANDO PER LAVABO  
ALTO SENZA SCARICO**

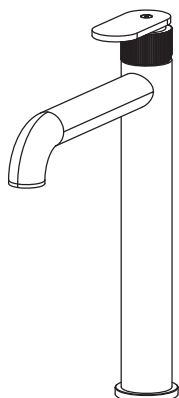
WASH-BASIN MIXER TALL WITHOUT WASTE  
MITIGEUR POUR LAVABO HAUT SANS VIDAGE

**FIN.**  
C  
OO|RO|GO|NS|TU|  
OR|OS|NE



## BOCCACCIO7

07452



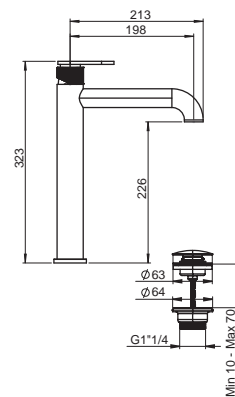

**MISCELATORE MONOCOMANDO PER LAVABO ALTO  
CON SCARICO CLICK CLACK DA 1"1/4**

WASH-BASIN MIXER TALL WITH 1"1/4 CLICK CLACK  
WASTE

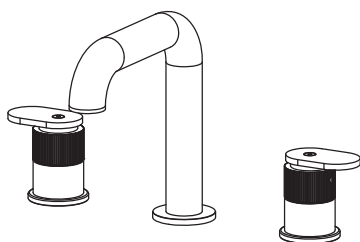
MITIGEUR POUR LAVABO HAUTE AVEC VIDAGE CLICK  
CLACK 1"1/4

FIN.

C  
OO|RO|GO|NS|TU  
OR|OS|NE



07470



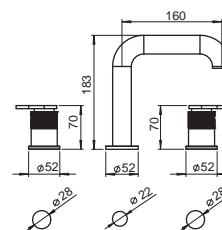
**MISCELATORE A DOPPIO COMANDO PER LAVABO  
SENZA SCARICO**

WASH-BASIN 2 HANDLES MIXER WITHOUT WASTE

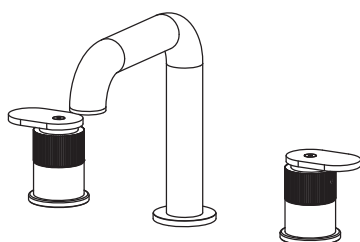
MELANGEUR POUR LAVABO SANS VIDAGE

FIN.

C  
OO|RO|GO|NS|TU  
OR|OS|NE



07472



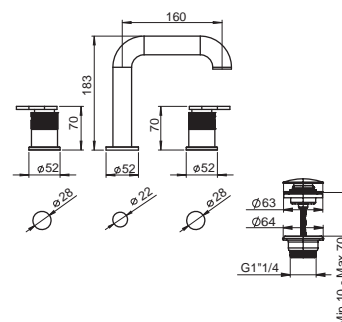
**MISCELATORE A DOPPIO COMANDO PER LAVABO  
CON SCARICO CLICK CLACK DA 1"1/4**

WASH-BASIN 2 HANDLES MIXER WITH 1"1/4 CLICK  
CLACK WASTE

MELANGEUR POUR LAVABO AVEC VIDAGE CLICK  
CLACK 1"1/4

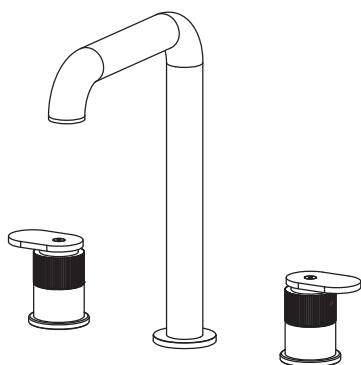
FIN.

C  
OO|RO|GO|NS|TU  
OR|OS|NE



## BOCCACCIO7

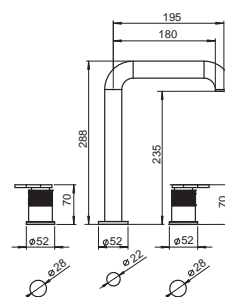
07550



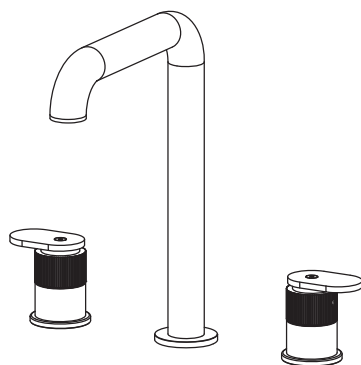
**MISCELATORE A DOPPIO COMANDO PER LAVABO CON BOCCA ALTA SENZA SCARICO**

WASH-BASIN 2 HANDLES MIXER TALL WITHOUT WASTE  
MELANGEUR POUR LAVABO SANS VIDAGE

FIN.  
C  
OO|RO|GO|NS|TU  
OR|OS|NE



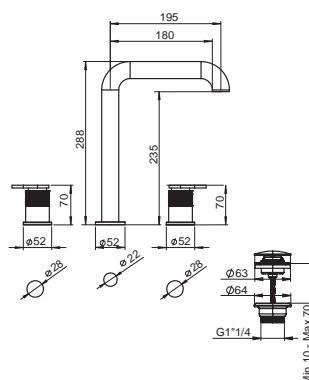
07552



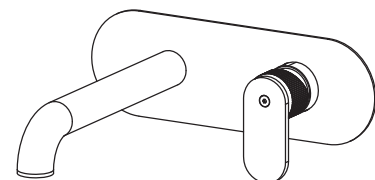
**MISCELATORE A DOPPIO COMANDO PER LAVABO CON BOCCA ALTA E SCARICO CLICK CLACK DA 1"1/4**

WASH-BASIN 2 HANDLES MIXER TALL WITH 1"1/4 CLICK CLACK WASTE  
MELANGEUR POUR LAVABO HAUT AVEC VIDAGE CLICK CLACK 1"1/4

FIN.  
C  
OO|RO|GO|NS|TU  
OR|OS|NE



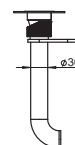
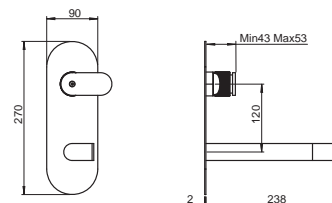
EST-07350



**SET ESTERNO PER MISCELATORE MONOCOMANDO PER LAVABO DA INCASSO A PARETE SENZA SCARICO**

EXTERNAL SET FOR CONCEALED WASH-BASIN MIXER WITHOUT WASTE  
SET EXTERNE POUR MITIGEUR ENCASTRÉ POUR LAVABO

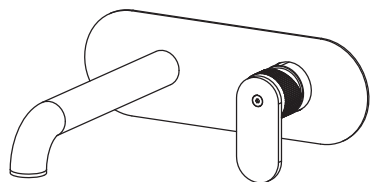
FIN.  
C  
OO|RO|GO|NS|TU  
OR|OS|NE



PER/FOR/POUR  
INC-350/360-BOX

## BOCCACCIO7

### EST-07352



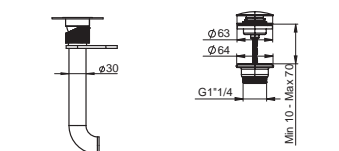
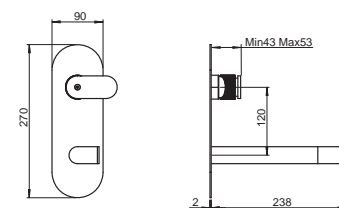
**SET ESTERNO PER MISCELATORE MONOCOMANDO  
PER LAVABO DA INCASSO A PARETE CON SCARICO  
CLICK CLACK DA 1"1/4**

EXTERNAL SET FOR CONCEALED WASH-BASIN MIXER  
WITH 1"1/4 CLICK CLACK WASTE

SET EXTERNE POUR MITIGEUR ENCASTRÉ POUR  
LAVABO AVEC VIDAGE CLICK CLACK 1"1/4

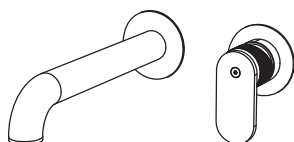
**FIN.**

C  
OO|RO|GO|NS|TU  
OR|OS|NE



PER/FOR/POUR INC-350/360-BOX

### EST-07360



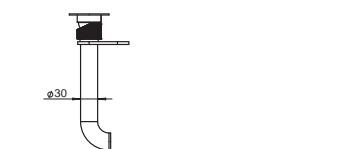
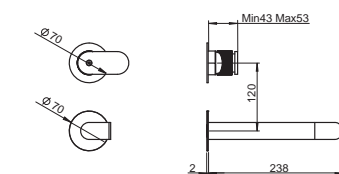
**SET ESTERNO PER MISCELATORE MONOCOMANDO  
PER LAVABO DA INCASSO A PARETE SENZA  
SCARICO**

EXTERNAL SET FOR CONCEALED WASH-BASIN  
MIXER WITHOUT WASTE

SET EXTERNE POUR MITIGEUR ENCASTRÉ POUR  
LAVABO SANS VIDAGE

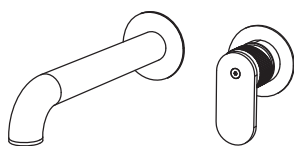
**FIN.**

C  
OO|RO|GO|NS|TU  
OR|OS|NE



PER/FOR/POUR INC-350/360-BOX

### EST-07362



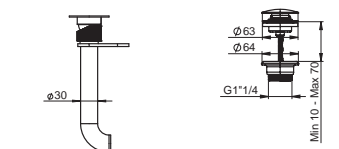
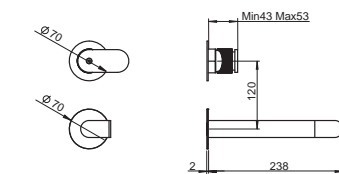
**SET ESTERNO PER MISCELATORE MONOCOMANDO  
PER LAVABO DA INCASSO A PARETE CON SCARICO  
CLICK CLACK DA 1"1/4**

EXTERNAL SET FOR CONCEALED WASH-BASIN  
MIXER WITH 1"1/4 CLICK CLACK WASTE

SET EXTERNE POUR MITIGEUR ENCASTRÉ POUR  
LAVABO AVEC VIDAGE CLICK CLACK 1"1/4

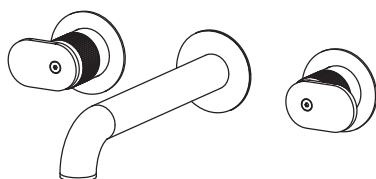
**FIN.**

C  
OO|RO|GO|NS|TU  
OR|OS|NE



PER/FOR/POUR INC-350/360-BOX

### EST-07380



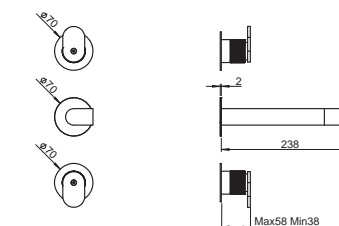
**SET ESTERNO PER MISCELATORE A DOPPIO COMANDO  
PER LAVABO DA INCASSO SENZA SCARICO**

EXTERNAL SET FOR WALL WASH-BASIN 2 HANDLES  
MIXER WITHOUT WASTE

SET EXTERNE POUR MELANGEUR ENCASTRÉ POUR  
LAVABO SANS VIDAGE

**FIN.**

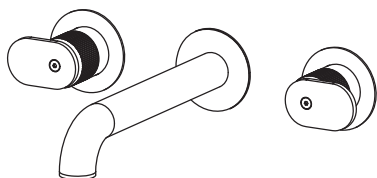
C  
OO|RO|GO|NS|TU  
OR|OS|NE



PER/FOR/POUR INC-380

## BOCCACCIO7

### EST-07382



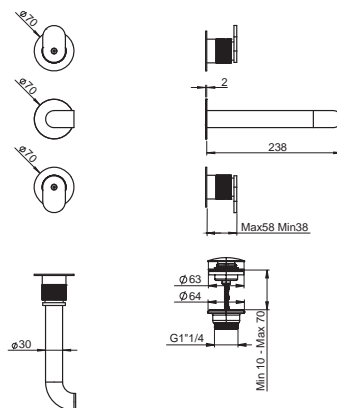
**SET ESTERNO PER MISCELATORE A DOPPIO  
COMANDO PER LAVABO DA INCASSO CON SCARICO  
CLICK CLACK DA 1"1/4**

EXTERNAL SET FOR WALL WASH-BASIN 2 HANDLES  
MIXER WITH 1"1/4 CLICK CLACK WASTE

SET EXTERNE POUR MELANGEUR ENCASTRÉ POUR  
LAVABO AVEC VIDAGE CLICK CLACK 1"1/4


**FIN.**

C  
OO|RO|GO|NS|TU  
OR|OS|NE



PER/FOR/POUR **INC-380**

### EST-07380-DX



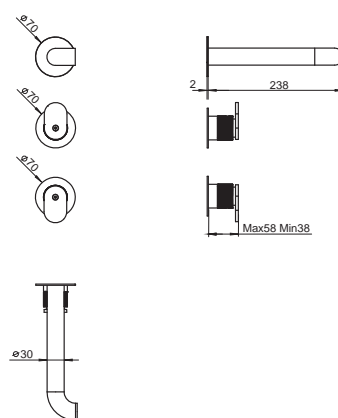
**SET ESTERNO PER MISCELATORE A DOPPIO  
COMANDO PER LAVABO DA INCASSO CON BOCCA A  
DESTRA SENZA SCARICO**

EXTERNAL SET FOR WALL WASH-BASIN 2 HANDLES  
MIXER WITHOUT WASTE WITH RIGHT SIDE SPOUT

SET EXTERNE POUR MELANGEUR ENCASTRÉ POUR  
LAVABO SANS VIDAGE AVEC BEC À DROITE


**FIN.**

C  
OO|RO|GO|NS|TU  
OR|OS|NE



PER/FOR/POUR **INC-380-DX**

### EST-07382-DX



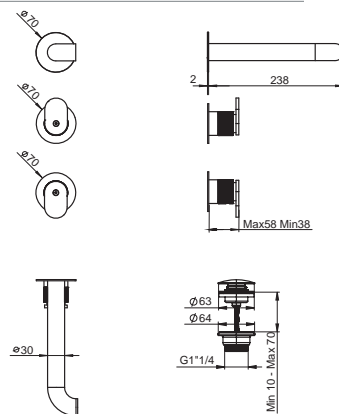
**SET ESTERNO PER MISCELATORE A DOPPIO  
COMANDO PER LAVABO DA INCASSO CON BOCCA A  
DESTRA E SCARICO CLICK CLACK DA 1"1/4**

EXTERNAL SET FOR WALL WASH-BASIN 2 HANDLES  
MIXER WITH 1"1/4 CLICK CLACK WASTE WITH RIGHT  
SIDE SPOUT

SET EXTERNE POUR MELANGEUR ENCASTRÉ POUR  
LAVABO AVEC VIDAGE CLICK CLACK 1"1/4 AVEC BEC À  
DROITE

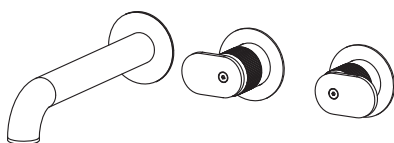
**FIN.**

C  
OO|RO|GO|NS|TU  
OR|OS|NE



PER/FOR/POUR **INC-380-DX**

### EST-07380-SX



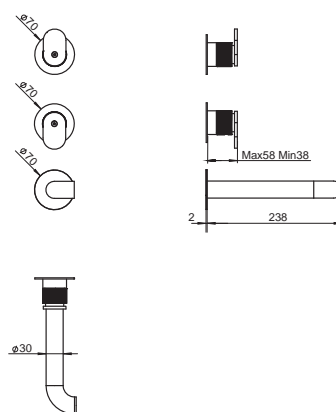
**SET ESTERNO PER MISCELATORE A DOPPIO  
COMANDO PER LAVABO DA INCASSO CON BOCCA A  
SINISTRA SENZA SCARICO**

EXTERNAL SET FOR WALL WASH-BASIN 2 HANDLES  
MIXER WITHOUT WASTE WITH LEFT SIDE SPOUT

SET EXTERNE POUR MELANGEUR ENCASTRÉ POUR  
LAVABO SANS VIDAGE AVEC BEC À GAUCHE

**FIN.**

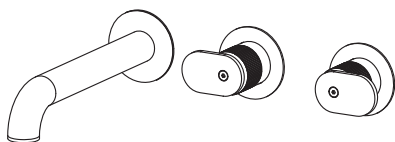
C  
OO|RO|GO|NS|TU  
OR|OS|NE



PER/FOR/POUR **INC-380-SX**

## BOCCACCIO7

### EST-07382-SX



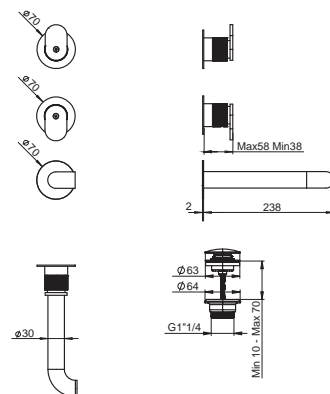
**SET ESTERNO PER MISCELATORE A DOPPIO  
COMANDO PER LAVABO DA INCASSO CON BOCCA A  
SINISTRA E SCARICO CLICK CLACK DA 1"1/4**

EXTERNAL SET FOR WALL WASH-BASIN 2 HANDLES  
MIXER WITH 1"1/4 CLICK CLACK WASTE WITH LEFT  
SIDE SPOUT

SET EXTERNE POUR MELANGEUR ENCASTRÉ POUR  
LAVABO AVEC VIDAGE CLICK CLACK 1"1/4 AVEC BEC  
À GAUCHE

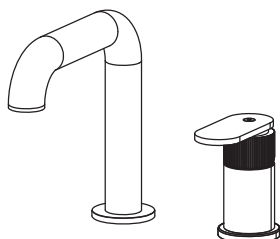
**FIN.**

C  
OO|RO|GO|NS|TU  
OR|OS|NE



PER/FOR/POUR **INC-380-SX**

### 07480



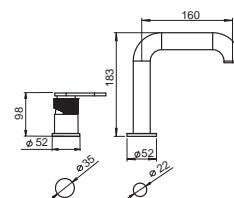
**MISCELATORE MONOCOMANDO PER LAVABO CON  
COMANDO REMOTO SENZA SCARICO**

WASH-BASIN MIXER WITH REMOTE CONTROL  
WITHOUT WASTE

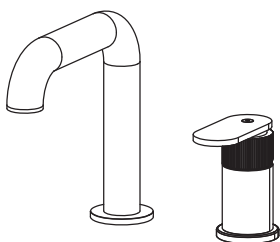
MITIGEUR POUR LAVABO AVEC CONTROLE LATÉRAL  
SANS VIDAGE

**FIN.**

C  
OO|RO|GO|NS|TU  
OR|OS|NE



### 07482



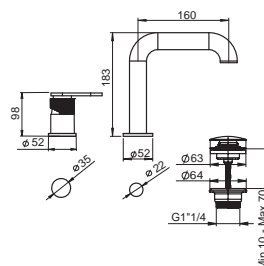
**MISCELATORE MONOCOMANDO PER LAVABO CON  
COMANDO REMOTO CON SCARICO CLICK CLACK  
DA 1"1/4**

WASH-BASIN MIXER WITH REMOTE CONTROL AND  
1"1/4 CLICK CLACK WASTE

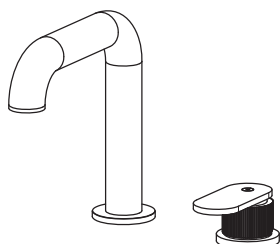
MITIGEUR POUR LAVABO AVEC CONTROLE LATÉRAL  
AVEC VIDAGE CLICK CLACK 1"1/4

**FIN.**

C  
OO|RO|GO|NS|TU  
OR|OS|NE



### 07580



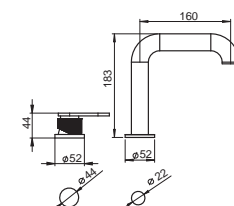
**MISCELATORE MONOCOMANDO PER LAVABO CON  
COMANDO REMOTO SENZA SCARICO**

WASH-BASIN MIXER WITH REMOTE CONTROL  
WITHOUT WASTE

MITIGEUR POUR LAVABO AVEC CONTROLE LATÉRAL  
SANS VIDAGE

**FIN.**

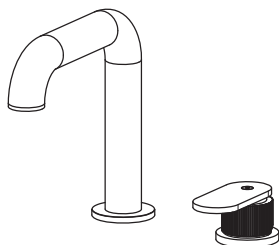
C  
OO|RO|GO|NS|TU  
OR|OS|NE





## BOCCACCIO7

07582



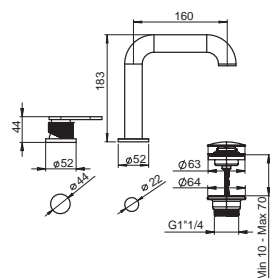
**MISCELATORE MONOCOMANDO PER LAVABO CON  
COMANDO REMOTO CON SCARICO CLICK CLACK DA 1"1/4**

WASH-BASIN MIXER WITH REMOTE CONTROL AND  
1"1/4 CLICK CLACK WASTE

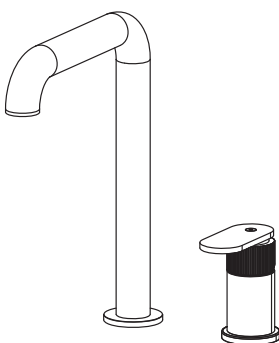
MITIGEUR POUR LAVABO AVEC CONTROLE LATÉRAL  
AVEC VIDAGE CLICK CLACK 1"1/4

FIN.

C  
OO|RO|GO|NS|TU  
OR|OS|NE



07490



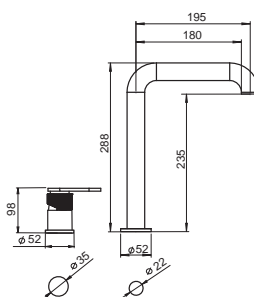
**MISCELATORE MONOCOMANDO PER LAVABO ALTO  
CON COMANDO REMOTO SENZA SCARICO**

WASH-BASIN MIXER TALL WITH REMOTE CONTROL  
WITHOUT WASTE

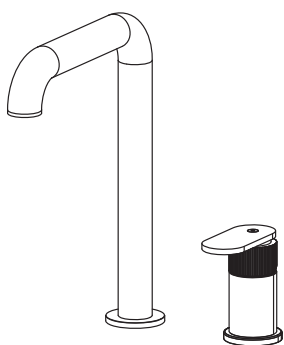
MITIGEUR POUR LAVABO HAUTE AVEC CONTROLE  
LATÉRAL SANS VIDAGE

FIN.

C  
OO|RO|GO|NS|TU  
OR|OS|NE



07492



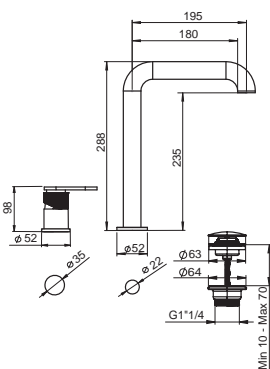
**MISCELATORE MONOCOMANDO PER LAVABO ALTO  
CON COMANDO REMOTO CON SCARICO CLICK  
CLACK DA 1"1/4**

WASH-BASIN MIXER TALL WITH REMOTE CONTROL  
AND 1"1/4 CLICK CLACK WASTE

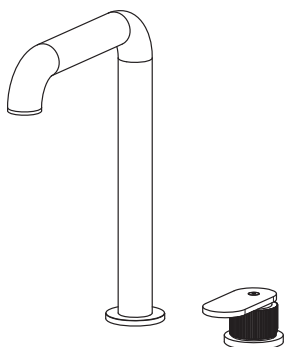
MITIGEUR POUR LAVABO HAUTE AVEC CONTROLE  
LATÉRAL AVEC VIDAGE CLICK CLACK 1"1/4

FIN.

C  
OO|RO|GO|NS|TU  
OR|OS|NE



07590



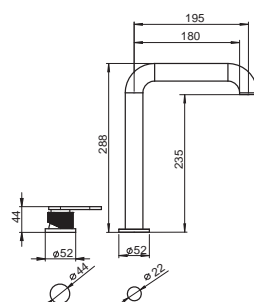
**MISCELATORE MONOCOMANDO PER LAVABO ALTO  
CON COMANDO REMOTO SENZA SCARICO**

WASH-BASIN MIXER TALL WITH REMOTE CONTROL  
WITHOUT WASTE

MITIGEUR POUR LAVABO HAUTE AVEC CONTROLE  
LATÉRAL SANS VIDAGE

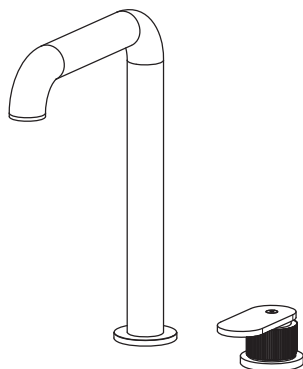
FIN.

C  
OO|RO|GO|NS|TU  
OR|OS|NE



## BOCCACCIO7

07592



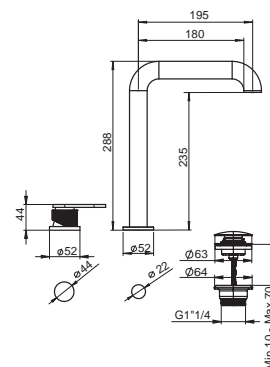
**MISCELATORE MONOCOMANDO PER LAVABO ALTO  
CON COMANDO REMOTO CON SCARICO CLICK  
CLACK DA 1"1/4**

WASH-BASIN MIXER TALL WITH REMOTE CONTROL  
AND 1"1/4 CLICK CLACK WASTE


MITIGEUR POUR LAVABO HAUTE AVEC CONTROLE  
LATÉRAL AVEC VIDAGE CLICK CLACK 1"1/4

**FIN.**

C  
OO|RO|GO|NS|TU  
OR|OS|NE



07330



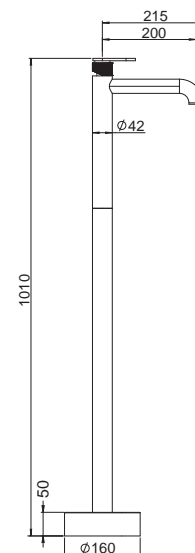
**MISCELATORE MONOCOMANDO PER LAVABO A  
PAVIMENTO SENZA SCARICO**

FLOOR MOUNTED WASH-BASIN MIXER WITHOUT  
WASTE


MITIGEUR POUR LAVABO SUR PIED SANS VIDAGE

**FIN.**

C  
OO|RO|GO|NS|TU  
OR|OS|NE



07332



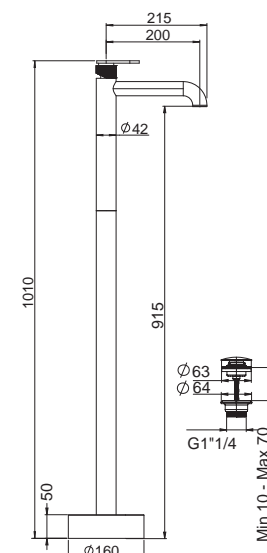

**MISCELATORE MONOCOMANDO PER LAVABO A  
PAVIMENTO CON SCARICO CLICK CLACK DA 1"1/4**

FLOOR MOUNTED WASH-BASIN MIXER WITH 1"1/4  
CLICK CLACK WASTE

MITIGEUR POUR LAVABO SUR PIED AVEC VIDAGE  
CLICK CLACK 1"1/4


**FIN.**

C  
OO|RO|GO|NS|TU  
OR|OS|NE



## BOCCACCIO7

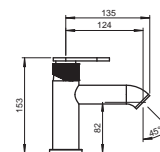
**07500**



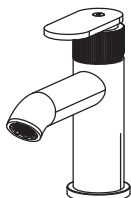
**MISCELATORE MONOCOMANDO PER BIDET SENZA SCARICO**

BIDET MIXER WITHOUT WASTE  
 MITIGEUR POUR BIDET SANS VIDAGE

**FIN.**  
 C  
 OO|RO|GO|NS|TU  
 OR|OS|NE



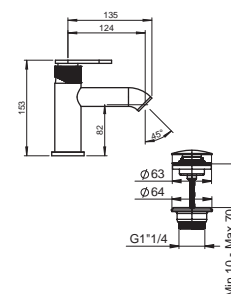

**07502**



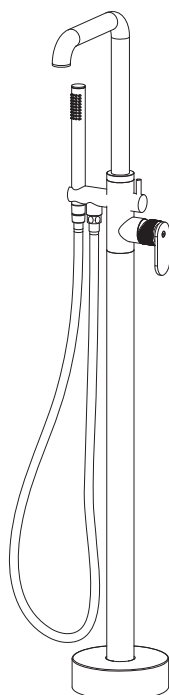
**MISCELATORE MONOCOMANDO PER BIDET CON SCARICO CLICK CLACK DA 1\"/>**

BIDET MIXER WITH 1\"/>

**FIN.**  
 C  
 OO|RO|GO|NS|TU  
 OR|OS|NE



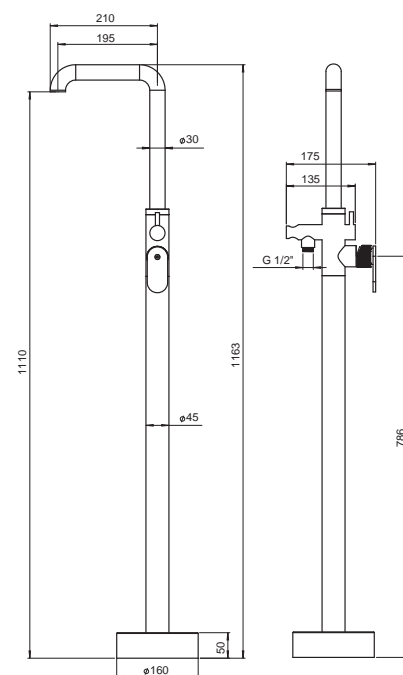
**141007**



**MISCELATORE MONOCOMANDO PER VASCA A PAVIMENTO**

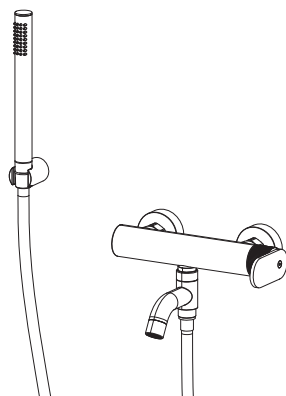
FLOOR MOUNTED BATH MIXER WITHOUT WASTE  
 MITIGEUR POUR BAIN SUR PIED

**FIN.**  
 C  
 OO|RO|GO|NS|TU  
 OR|OS|NE



## BOCCACCIO7

### 07100



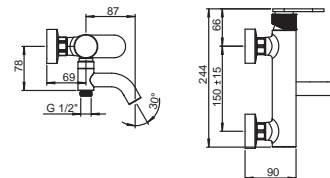
#### MISCELATORE MONOCOMANDO PER VASCA ESTERNO CON FLESSIBILE E DOCCETTA

EXTERNAL BATH MIXER WITH FLEXIBLE HOSE AND HAND SHOWER

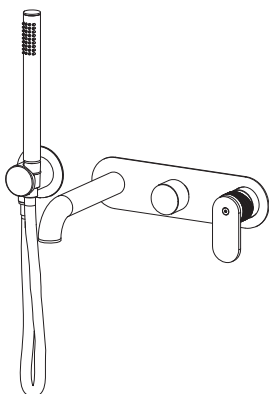
MITIGEUR BAIN DOUCHE EXTÉRIEUR AVEC FLEXIBLE ET DOUCHETTE

#### FIN.

C  
OO|RO|GO|NS|TU  
OR|OS|NE



### EST-07150



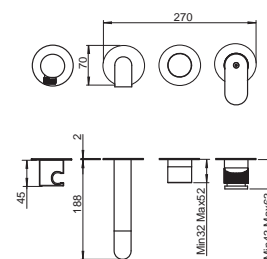
#### SET ESTERNO PER MISCELATORE MONOCOMANDO PER VASCA INCASSO CON FLESSIBILE E DOCCETTA

EXTERNAL SET FOR WALL BATH MIXER WITH FLEXIBLE HOSE AND HAND SHOWER

SET EXTERNE POUR MITIGEUR BAIN DOUCHE ENCASTRÉ

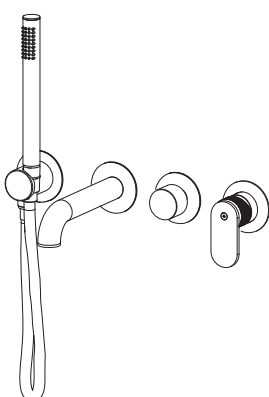
#### FIN.

C  
OO|RO|GO|NS|TU  
OR|OS|NE



PER/FOR/POUR  
INC-150/155

### EST-07155



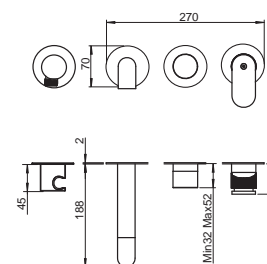
#### SET ESTERNO PER MISCELATORE MONOCOMANDO PER VASCA INCASSO CON FLESSIBILE E DOCCETTA

EXTERNAL SET FOR WALL BATH MIXER WITH FLEXIBLE HOSE AND HAND SHOWER

SET EXTERNE POUR MITIGEUR BAIN DOUCHE ENCASTRÉ

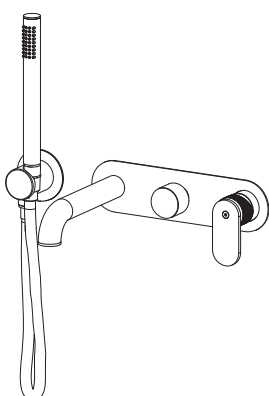
#### FIN.

C  
OO|RO|GO|NS|TU  
OR|OS|NE



PER/FOR/POUR  
INC-150/155

### EST-07160



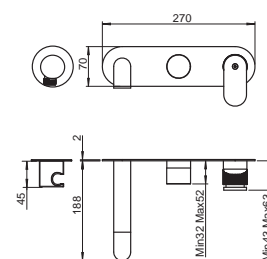
#### SET ESTERNO PER MISCELATORE MONOCOMANDO PER VASCA INCASSO 3 VIE CON FLESSIBILE E DOCCETTA

EXTERNAL SET FOR WALL 3 WAYS BATH MIXER WITH FLEXIBLE HOSE AND HAND SHOWER

SET EXTERNE POUR MITIGEUR BAIN DOUCHE ENCASTRÉ 3 SORTIES

#### FIN.

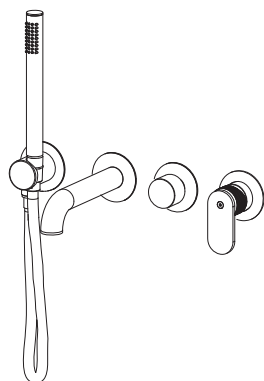
C  
OO|RO|GO|NS|TU  
OR|OS|NE



PER/FOR/POUR  
INC-160/165

## BOCCACCIO7

### EST-07165



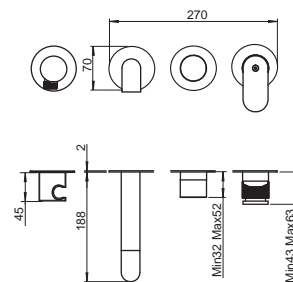
#### SET ESTERNO PER MISCELATORE MONOCOMANDO PER VASCA INCASSO 3 VIE CON FLESSIBILE E DOCCETTA

EXTERNAL SET FOR WALL 3 WAYS BATH MIXER WITH FLEXIBLE HOSE AND HAND SHOWER

SET EXTERNE POUR MITIGEUR BAIN DOUCHE ENCASTRÉ 3 SORTIES

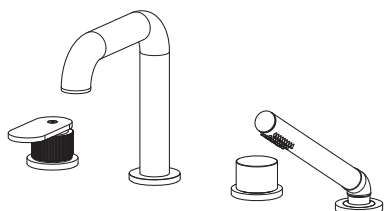
FIN.

C  
OO|RO|GO|NS|TU  
OR|OS|NE



PER/FOR/POUR  
INC-160/165

### 121407



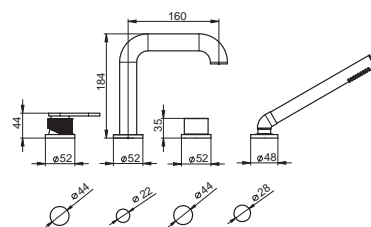
#### MISCELATORE MONOCOMANDO PER BORDO VASCA

DECK MOUNTED BATH MIXER

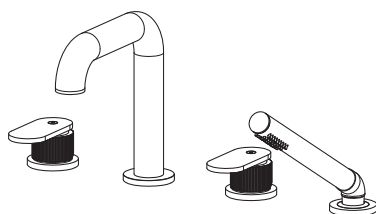
MITIGEUR POUR BAIN SUR GORGE

FIN.

C  
OO|RO|GO|NS|TU  
OR|OS|NE



### 122207



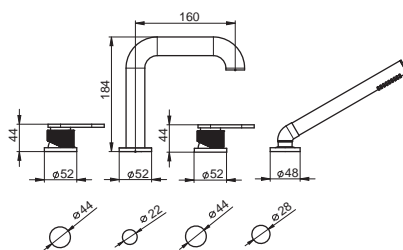
#### MISCELATORE A DOPPIO COMANDO PER BORDO VASCA

DECK MOUNTED 2 HANDLES BATH MIXER

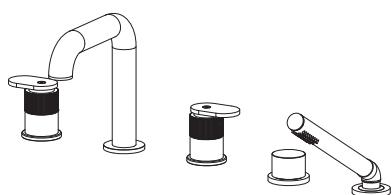
MELANGEUR POUR BAIN SUR GORGE

FIN.

C  
OO|RO|GO|NS|TU  
OR|OS|NE



### 121507



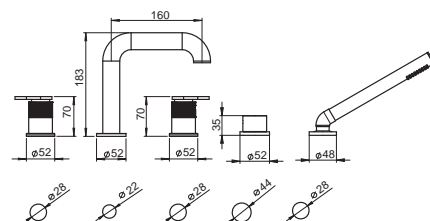
#### MISCELATORE A DOPPIO COMANDO PER BORDO VASCA

DECK MOUNTED 2 HANDLES BATH MIXER

MELANGEUR POUR BAIN SUR GORGE

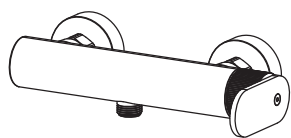
FIN.

C  
OO|RO|GO|NS|TU  
OR|OS|NE



## BOCCACCIO7

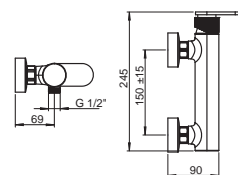
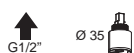
07300



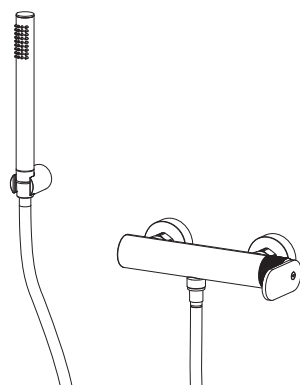
### MISCELATORE MONOCOMANDO PER DOCCIA ESTERNO

EXTERNAL SHOWER MIXER  
MITIGEUR DOUCHE EXTERIEUR

FIN.  
C  
OO|RO|GO|NS|TU  
OR|OS|NE



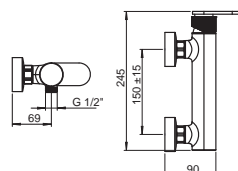
07310



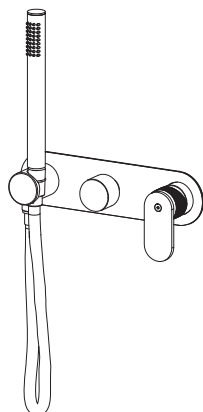
### MISCELATORE MONOCOMANDO PER DOCCIA ESTERNO CON FLESSIBILE E DOCCETTA

EXTERNAL SHOWER MIXER WITH FLEXIBLE HOSE AND HAND SHOWER  
MITIGEUR DOUCHE EXTERIEUR AVEC FLEXIBLE ET DOUCHETTE

FIN.  
C  
OO|RO|GO|NS|TU  
OR|OS|NE



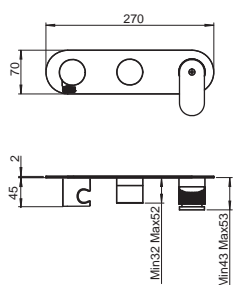
EST-07220



### SET ESTERNO PER MISCELATORE MONOCOMANDO PER DOCCIA INCASSO 2 VIE CON FLESSIBILE E DOCCETTA

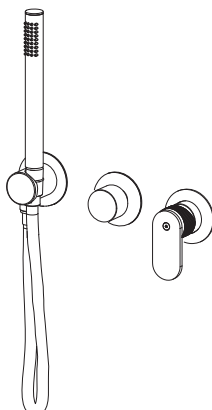
EXTERNAL SET FOR WALL 2 WAYS SHOWER MIXER WITH FLEXIBLE HOSE AND HAND SHOWER  
SET EXTERNE POUR MITIGEUR DOUCHE ENCASTRÉ AVEC FLEXIBLE ET DOUCHETTE

FIN.  
C  
OO|RO|GO|NS|TU  
OR|OS|NE



PER/FOR/POUR  
INC-220/225

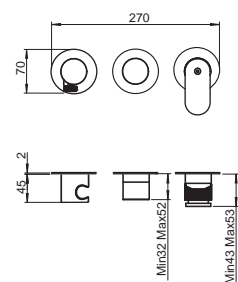
EST-07225



### SET ESTERNO PER MISCELATORE MONOCOMANDO PER DOCCIA INCASSO 2 VIE CON FLESSIBILE E DOCCETTA

EXTERNAL SET FOR WALL 2 WAYS SHOWER MIXER WITH FLEXIBLE HOSE AND HAND SHOWER  
SET EXTERNE POUR MITIGEUR DOUCHE ENCASTRÉ AVEC FLEXIBLE ET DOUCHETTE

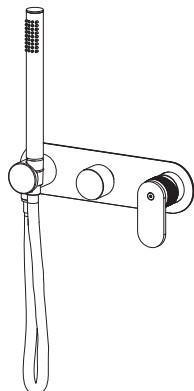
FIN.  
C  
OO|RO|GO|NS|TU  
OR|OS|NE



PER/FOR/POUR  
INC-220/225

## BOCCACCIO7

### EST-07240



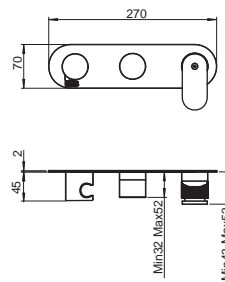
#### SET ESTERNO PER MISCELATORE MONOCOMANDO PER DOCCIA INCASSO 3 VIE CON FLESSIBILE E DOCCETTA

EXTERNAL SET FOR WALL 3 WAYS SHOWER MIXER  
WITH FLEXIBLE HOSE AND HAND SHOWER

SET EXTERNE POUR MITIGEUR DOUCHE ENCASTRÉ  
AVEC FLEXIBLE ET DOUCHETTE 3 SORTIES

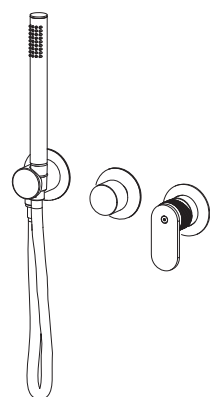
#### FIN.

C  
OO|RO|GO|NS|TU  
OR|OS|NE



PER/FOR/POUR  
INC-240/245

### EST-07245



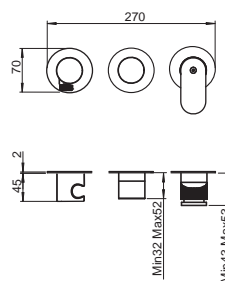
#### SET ESTERNO PER MISCELATORE MONOCOMANDO PER DOCCIA INCASSO 3 VIE CON FLESSIBILE E DOCCETTA

EXTERNAL SET FOR WALL 3 WAYS SHOWER MIXER  
WITH FLEXIBLE HOSE AND HAND SHOWER

SET EXTERNE POUR MITIGEUR DOUCHE ENCASTRÉ  
AVEC FLEXIBLE ET DOUCHETTE 3 SORTIES

#### FIN.

C  
OO|RO|GO|NS|TU  
OR|OS|NE



PER/FOR/POUR  
INC-240/245

### EST-07250



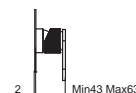
#### SET ESTERNO PER MISCELATORE MONOCOMANDO PER DOCCIA INCASSO 1 VIA

EXTERNAL SET FOR WALL 1 WAY SHOWER MIXER

SET EXTERNE POUR MITIGEUR DOUCHE ENCASTRÉ  
1 SORTIE


#### FIN.

C  
OO|RO|GO|NS|TU  
OR|OS|NE



PER/FOR/POUR  
INC-250-BOX

### EST-07200



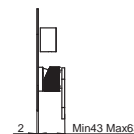
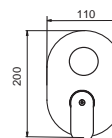
#### SET ESTERNO PER MISCELATORE MONOCOMANDO PER DOCCIA INCASSO 2 VIE

EXTERNAL SET FOR WALL 2 WAYS SHOWER MIXER

SET EXTERNE POUR MITIGEUR DOUCHE ENCASTRÉ  
2 SORTIES

#### FIN.


C  
OO|RO|GO|NS|TU  
OR|OS|NE



PER/FOR/POUR  
INC-200-BOX

## BOCCACCIO7

### EST-07230



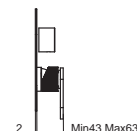
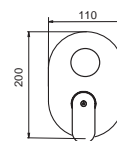
#### SET ESTERNO PER SET ESTERNO PER MISCELATORE MONOCOMANDO PER DOCCIA INCASSO A 3 VIE

EXTERNAL SET FOR EXTERNAL SET FOR CONCEALED 3 WAYS SHOWER MIXER

SET EXTERNE POUR SET EXTERNE POUR MITIGEUR ENCASTRÉ POUR DOUCHE 3 VOIES

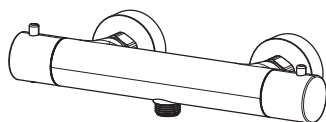
#### FIN.

C  
OO|RO|GO|NS|TU  
OR|OS|NE



PER/FOR/POUR  
INC-230-BOX

### 160740



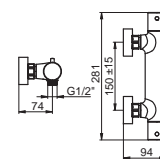
#### MISCELATORE TERMOSTATICO PER DOCCIA ESTERNO

EXTERNAL THERMOSTATIC SHOWER MIXER

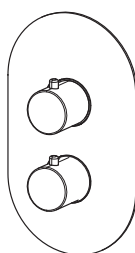
MITIGEUR THERMOSTATIQUE EXTERIEUR POUR DOUCHE

#### FIN.

C  
OO|RO|GO|NS|TU  
OR|OS|NE



### EST-07258



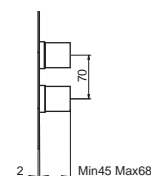
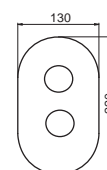
#### SET ESTERNO PER MISCELATORE TERMOSTATICO PER DOCCIA INCASSO A 1 VIA

EXTERNAL SET FOR CONCEALED 1 WAY THERMOSTATIC SHOWER MIXER

SET EXTERNE POUR MITIGEUR THERMOSTATIQUE ENCASTRÉ POUR DOUCHE 1 VOIE

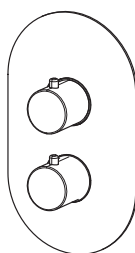
#### FIN.

C  
OO|RO|GO|NS|TU  
OR|OS|NE



PER/FOR/POUR  
INC-258-BOX

### EST-07208



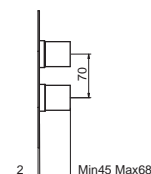
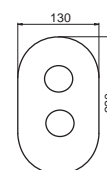
#### SET ESTERNO PER MISCELATORE TERMOSTATICO PER DOCCIA INCASSO A 2 VIE

EXTERNAL SET FOR CONCEALED 2 WAYS THERMOSTATIC SHOWER MIXER

SET EXTERNE POUR MITIGEUR THERMOSTATIQUE ENCASTRÉ POUR DOUCHE 2 VOIES

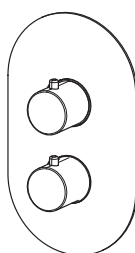
#### FIN.

C  
OO|RO|GO|NS|TU  
OR|OS|NE



PER/FOR/POUR  
INC-208-BOX

### EST-07238



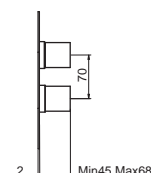
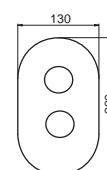
#### SET ESTERNO PER MISCELATORE TERMOSTATICO PER DOCCIA INCASSO A 3 VIE

EXTERNAL SET FOR CONCEALED 3 WAYS THERMOSTATIC SHOWER MIXER

SET EXTERNE POUR MITIGEUR THERMOSTATIQUE ENCASTRÉ POUR DOUCHE 3 VOIES

#### FIN.

C  
OO|RO|GO|NS|TU  
OR|OS|NE



PER/FOR/POUR  
INC-238-BOX



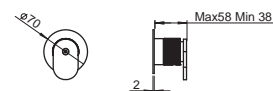
## ■ BOCCACCIO7

### EST-07340



**SET ESTERNO PER RUBINETTO D'ARRESTO DA INCASSO**  
EXTERNAL SET FOR CONCEALED STOPCOCK  
SET EXTERNE POUR ROBINET D'ARRET ENCASTRÉ

**FIN.**  
C  
OO|RO|GO|NS|TU  
OR|OS|NE



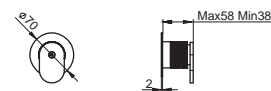
PER/FOR/POUR  
**INC-340-BOX**

### EST-07345



**SET ESTERNO PER DEVIATORE DA INCASSO 2 VIE**  
EXTERNAL SET FOR CONCEALED 2 WAYS DIVERTER  
SET EXTERNE POUR INVERSEUR ENCASTRÉ 2 VOIES

**FIN.**  
C  
OO|RO|GO|NS|TU  
OR|OS|NE



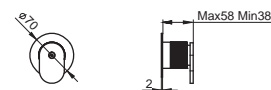
PER/FOR/POUR  
**INC-345-BOX**

### EST-07346



**SET ESTERNO PER DEVIATORE DA INCASSO 3 VIE**  
EXTERNAL SET FOR CONCEALED 3 WAYS DIVERTER  
SET EXTERNE POUR INVERSEUR ENCASTRÉ 3 VOIES

**FIN.**  
C  
OO|RO|GO|NS|TU  
OR|OS|NE



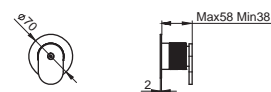
PER/FOR/POUR  
**INC-346-BOX**

### EST-07347



**SET ESTERNO PER DEVIATORE DA INCASSO 4 VIE**  
EXTERNAL SET FOR CONCEALED 4 WAYS DIVERTER  
SET EXTERNE POUR INVERSEUR ENCASTRÉ 4 VOIES

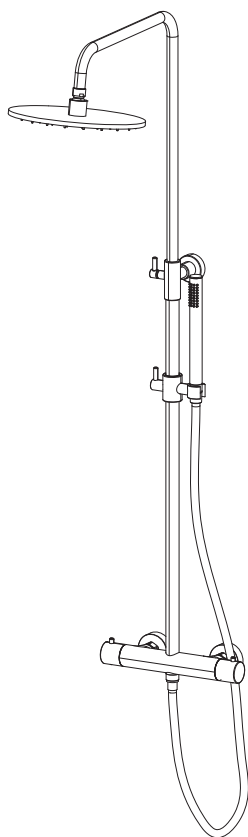
**FIN.**  
C  
OO|RO|GO|NS|TU  
OR|OS|NE



PER/FOR/POUR  
**INC-347-BOX**

■ BOCCACCIO7

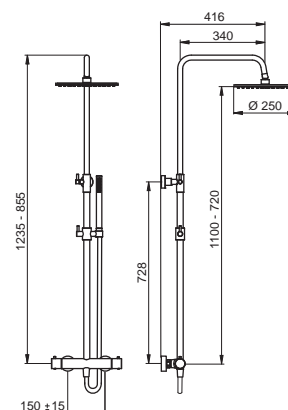
240720



**COLONNA DOCCIA TELESCOPICA CON MISCELATORE TERMOSTATICO, DEVIATORE A 2 VIE, ACCESSORI E SOFFIONE IN OTTONE**

TELESCOPIC ROUND SHOWER COLUMN WITH THERMOSTATIC MIXER, 2 WAYS DIVERTER AND BRASS SHOWER HEAD AND ACCESSORIES

COLONNE DE DOUCHE TÉLESCOPIQUE RONDE AVEC MITIGEUR THERMOSTATIQUE, INVERSEUR 2 SORTIES, ACCESSOIRES ET POMME DE DOUCHE EN LAITON

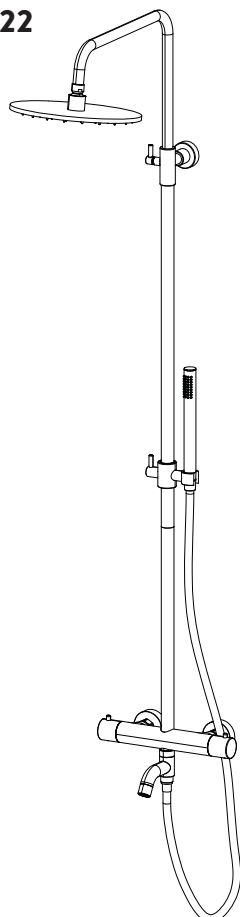


FIN.

C  
OO|RO|GO|NS|TU  
OR|OS|NE



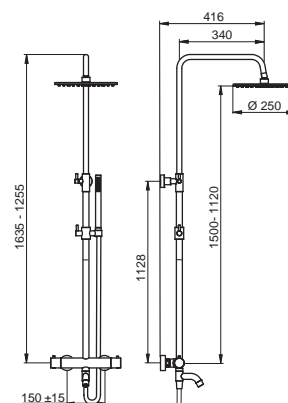
240722



**COLONNA DOCCIA TELESCOPICA CON MISCELATORE TERMOSTATICO, DEVIATORE A 2 VIE, BOCCA VASCA DEVIATRICE, ACCESSORI E SOFFIONE IN OTTONE**

TELESCOPIC ROUND SHOWER COLUMN WITH THERMOSTATIC MIXER, 2 WAYS DIVERTER, BRASS SHOWER HEAD AND ACCESSORIES AND DIVERTED BATH SPOUT

COLONNE DE DOUCHE TÉLESCOPIQUE RONDE AVEC MITIGEUR THERMOSTATIQUE, INVERSEUR 2 SORTIES, ACCESSOIRES ET POMME DE DOUCHE EN LAITON BEC INVERSEUR POUR BAIGNOIRE



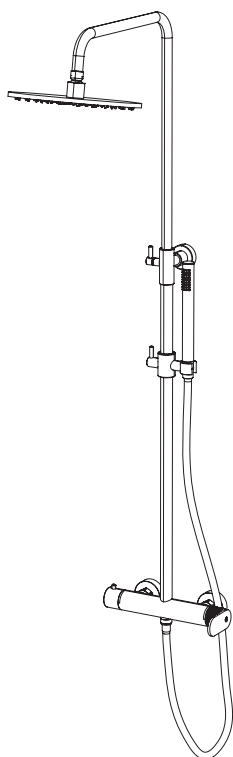
FIN.

C  
OO|RO|GO|NS|TU  
OR|OS|NE



## BOCCACCIO7

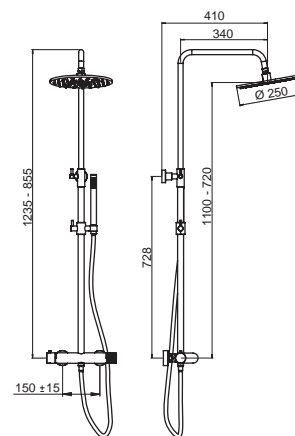
240710



**COLONNA DOCCIA TELESCOPICA CON MISCELATORE, DEVIATORE A 2 VIE, ACCESSORI E SOFFIONE IN OTTONE**

TELESCOPIC ROUND SHOWER COLUMN WITH MIXER, 2 WAYS DIVERTER AND BRASS SHOWER HEAD AND ACCESSORIES

COLONNE DE DOUCHE TÉLESCOPIQUE RONDE AVEC MITIGEUR, INVERSEUR 2 SORTIES, ACCESSOIRES ET POMME DE DOUCHE EN LAITON

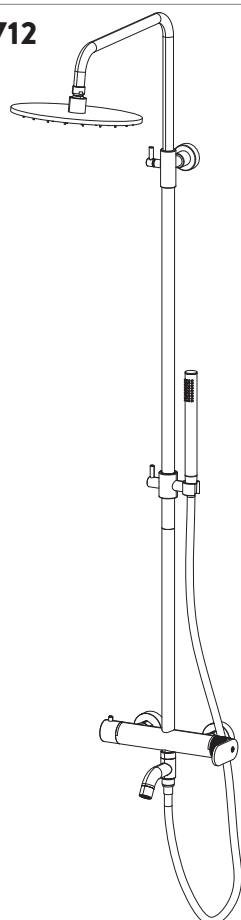


FIN.

C  
OO|RO|GO|NS|TU  
OR|OS|NE



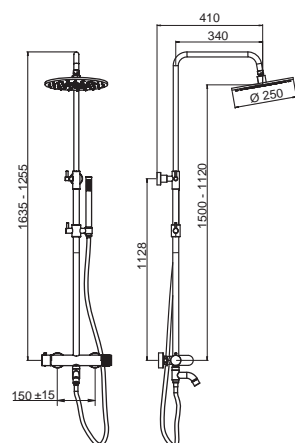
240712



**COLONNA DOCCIA TELESCOPICA CON MISCELATORE, DEVIATORE A 2 VIE, BOCCA VASCA DEVIATRICE, ACCESSORI E SOFFIONE IN OTTONE**

TELESCOPIC ROUND SHOWER COLUMN WITH MIXER, 2 WAYS DIVERTER, BRASS SHOWER HEAD AND ACCESSORIES AND DIVERTED BATH SPOUT

COLONNE DE DOUCHE TÉLESCOPIQUE RONDE AVEC MITIGEUR, INVERSEUR 2 SORTIES, ACCESSOIRES ET POMME DE DOUCHE EN LAITON BEC INVERSEUR POUR BAIGNOIRE



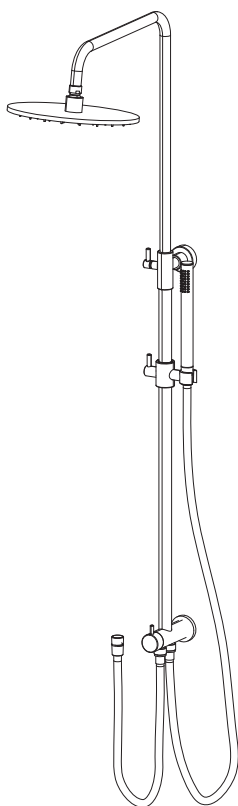
FIN.

C  
OO|RO|GO|NS|TU  
OR|OS|NE



■ **BOCCACCIO7**

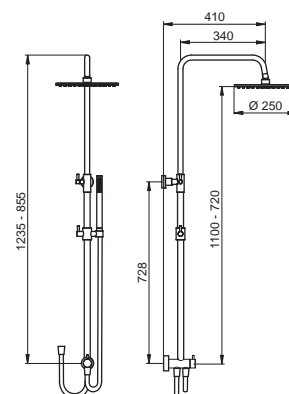
**240700**



**COLONNA DOCCIA TELESCOPICA SENZA MISCELATORE CON DEVIATORE A 2 VIE, ACCESSORI E SOFFIONE IN OTTONE**

TELESCOPIC ROUND SHOWER COLUMN WITHOUT MIXER, 2 WAYS DIVERTER AND BRASS SHOWER HEAD AND ACCESSORIES

COLONNE DE DOUCHE TÉLESCOPIQUE RONDE SANS MITIGEUR, AVEC INVERSEUR 2 SORTIES, ACCESSOIRES ET POMME DE DOUCHE EN LAITON

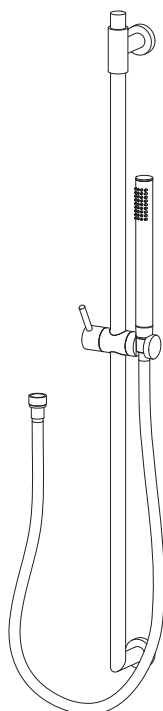


**FIN.**

C  
 OO|RO|GO|NS|TU  
 OR|OS|NE



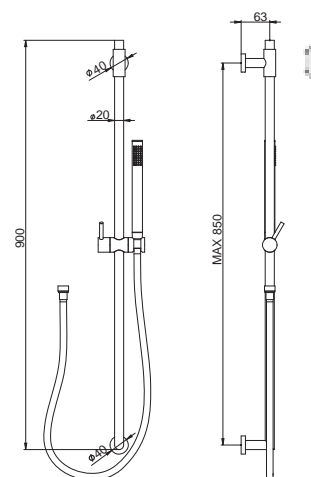
**S200**



**SALISCENDI MINIMALE TONDO IN OTTONE CON ACCESSORI**

MINIMAL BRASS ROUND SHOWER BAR WITH ACCESSORIES

BARRE DE DOUCHE MINIMAL RONDE EN LAITON AVEC ACCESSORIES



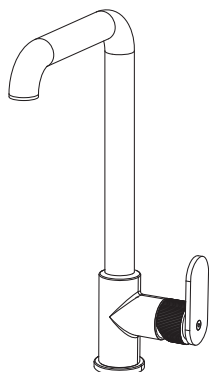
**FIN.**

C  
 OO|RO|GO|NS|TU  
 OR|OS|NE



## ■ BOCCACCIO7

07950

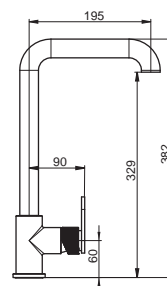


**MISCELATORE MONOCOMANDO PER LAVELLO  
CUCINA CON BOCCA GIREVOLE**

KITCHEN MIXER WITH SWIVEL SPOUT  
MITIGEUR CUISINE AVEC BEC PIVOTANT

**FIN.**

C  
OO|RO|GO|NS|TU  
OR|OS|NE


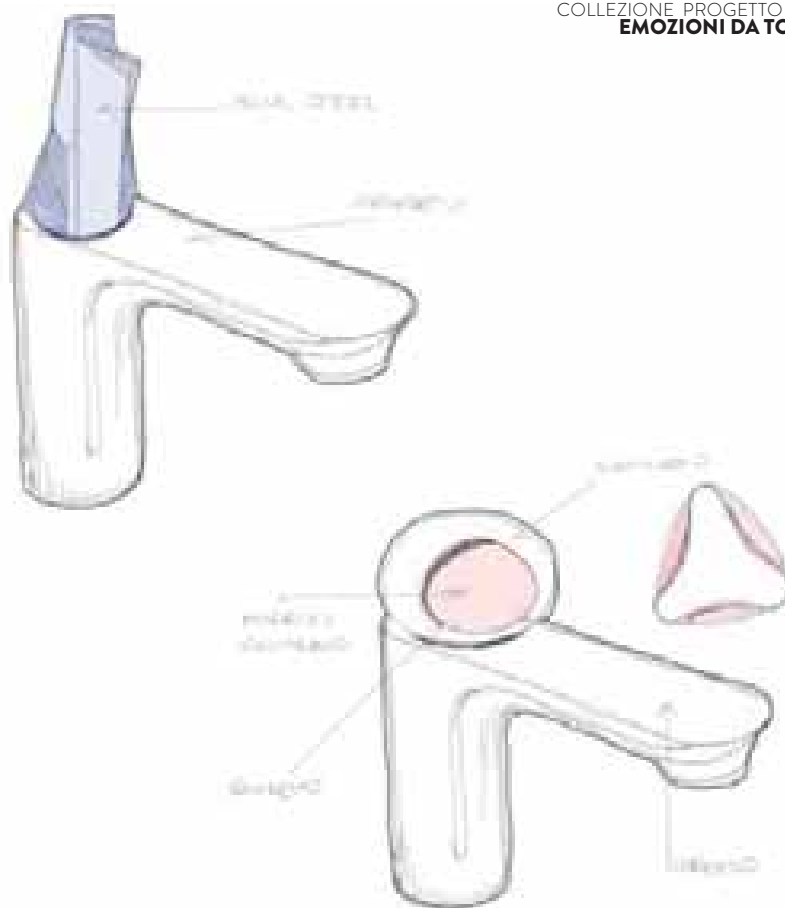




# EMOZIONI DA TOCCARE

DESIGN BY LUCIANO GALIMBERTI





## LUCIANO GALIMBERTI

Fondatore e Design Manager di bgpiù progettazione, hub multi-disciplinare in grado di fornire risposte a 360°. Tratto fondamentale della sua figura è il dialogo sistemico integrato e combinato con la capacità di prefigurare prodotti e servizi con un forte impatto comunicazionale, sintetizzando capacità tecniche, culturali e manageriali. Oggi è al suo terzo mandato come Presidente di ADI Associazione per il Disegno Industriale, che negli ultimi sessant'anni ha rappresentato il design italiano nel mondo ed è depositaria del Premio Compasso d'Oro, il più prestigioso riconoscimento per il design. Durante il suo mandato, ha inaugurato l'ADI Design Museum che ad oggi è il più grande museo di design in Europa. Dopo essere stato per due anni Presidente della Fondazione Compasso d'Oro, dal 2017 è Consigliere di Amministrazione. Dal 2018 è Consigliere della Fondazione Morelli (IED – Istituto Europeo di Design). Dal 2019 è Direttore scientifico della Fondazione Morelli (IED – Istituto Europeo di Design). Dal 2020 è membro del Comitato Scientifico della Fondazione del Politecnico di Milano. Fondatore e Presidente del Circolo della Critica, la sua attività è caratterizzata dal desiderio di risolvere problemi nella sfera sociale tramite progetti di design e architettura. Autore di saggi critici e metodologici, è impegnato nella divulgazione della cultura del progetto, partecipando attivamente a numerose conferenze ed eventi internazionali, e sempre abbinando la professione ad una costante attenzione culturale e civile.

Founder and Design Manager of bgpiù design, a multi-disciplinary hub capable of providing 360° answers. A fundamental trait of his figure is the integrated systemic dialogue combined with the ability to prefigure products and services with a strong communication impact, synthesizing technical, cultural and managerial skills. Today he is in his fourth term as President of ADI Association for Industrial Design, which for the last sixty years has represented Italian design in the world and is the custodian of the Compasso d'Oro Award, the most prestigious award for design. During his tenure, he inaugurated the ADI Design Museum which today is the largest design museum in Europe. After having been President of the Compasso d'Oro Foundation for two years, he has been a Board Member since 2017. Since 2018 he has been a Councillor of the Morelli Foundation (IED – European Institute of Design). Since 2019 he has been Scientific Director of the Morelli Foundation (IED – European Institute of Design). Since 2020 he has been a member of the Scientific Committee of the Polytechnic Foundation of Milan. Founder and President of the Critics' Club, his activity is characterized by the desire to solve problems in the social sphere through design and architecture projects. Author of critical and methodological essays, he is committed to disseminating project culture, actively participating in numerous international conferences and events, and always combining the profession with constant cultural and civil attention.

Fondateur et Design Manager de bgpiù design, un pôle multidisciplinaire capable d'apporter des réponses à 360°. Un trait fondamental de sa figure est le dialogue systémique intégré combiné à la capacité de préfigurer des produits et services à fort impact communicationnel, synthétisant des compétences techniques, culturelles et managériales. Il en est aujourd'hui à son troisième mandat en tant que président de l'Association ADI pour le Design Industriel, qui représente depuis soixante ans le design italien dans le monde et est dépositaire du Compasso d'Oro Award, le prix le plus prestigieux en matière de design. Durant son mandat, il a inauguré l'ADI Design Museum qui est aujourd'hui le plus grand musée de design d'Europe. Après avoir été président de la Fondation Compasso d'Oro pendant deux ans, il est membre du conseil d'administration depuis 2017. Depuis 2018, il est conseiller de la Fondation Morelli (IED – Institut européen de design). Depuis 2019, il est directeur scientifique de la Fondation Morelli (IED – European Institute of Design). Depuis 2020, il est membre du Comité Scientifique de la Fondation Polytechnique de Milan. Fondateur et président du Club de la Critique, son activité se caractérise par la volonté de résoudre les problèmes de la sphère sociale à travers des projets de design et d'architecture. Auteur d'essais critiques et méthodologiques, il s'engage à diffuser la culture du projet, en participant activement à de nombreuses conférences et événements internationaux, et en combinant toujours la profession avec une attention culturelle et civile constante.



# EMOZIONI DA TOCCARE

DESIGN BY LUCIANO GALIMBERTI



LEggermente



PRECISAMENTE




SENSUALMENTE



INFINITAMENTE

Finiture - Finishes - Finitions



## COLLEZIONE EMOZIONI DA TOCCARE

---

### IL VALORE DELLA PERSONALIZZAZIONE

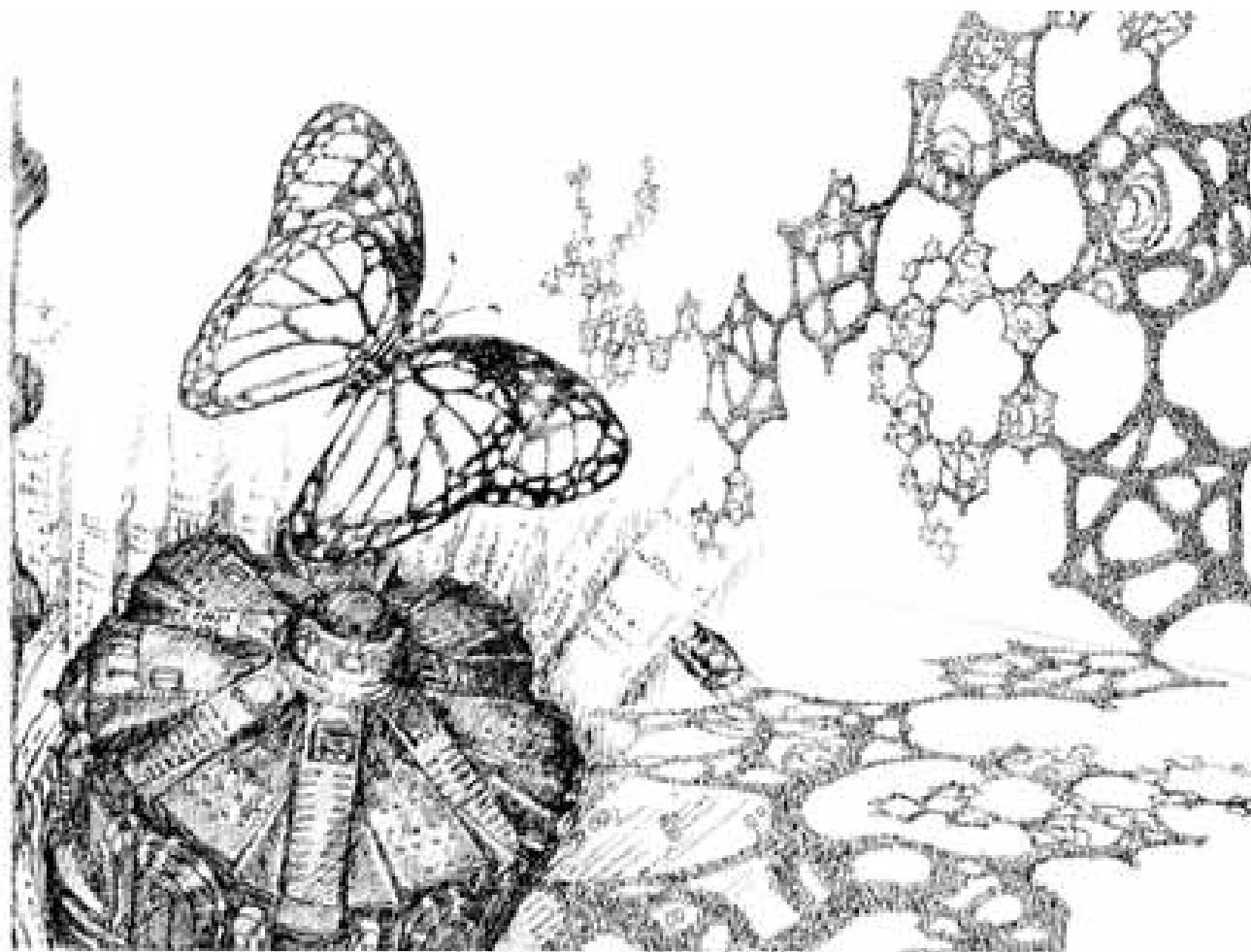
Com'è possibile rendere "personale" un oggetto pensato per essere prodotto in grandi quantità da un'industria? Valorizzando il processo di standardizzazione dei sistemi, attraverso la personalizzazione di singole parti, a cui viene affidato il valore di messaggio relazionale con il fruitore. Accanto a uno standard unico, universale, soltanto alcune parti di questo oggetto vestono il ruolo e la responsabilità di rappresentare le diverse personalità del mercato, senza per questo impedire l'industrializzazione del prodotto, a costi competitivi. ARTIS, in questa prospettiva, opera un'innovazione metodologica unica nel vasto settore della rubinetteria, grazie a una organizzazione dei processi industriali e a una flessibilità operativa non consueta che si traduce in una varietà di forme e finiture.

### THE VALUE OF PERSONALIZATION

How can one "personalize" an object designed to be produced in large quantities by a factory? By giving value to the system standardization process, through the customization of individual parts, to which the value of conveying the message to the user is entrusted. This, together with a single, universal standard allows only certain elements of the object to take on the role and responsibility of representing the different market personalities, without preventing the product's industrialization at competitive costs. ARTIS, under this perspective, applies unique methodological innovation in the vast field of fittings, thanks to well-organized industrial processes and exceptional operational flexibility that translates into a variety of shapes and finishes.

### LA VALEUR DE LA PERSONNALISATION

Comment rendre « personnel » un objet destiné à être produit en grande quantité par une industrie? Améliorer le processus de standardisation du système, à travers la personnalisation de parties individuelles, auxquelles est confiée la valeur d'un message relationnel avec l'utilisateur. À côté d'un standard unique et universel, seules certaines parties de cet objet ont pour rôle et responsabilité de représenter les différentes personnalités du marché, sans empêcher l'industrialisation du produit, à des coûts compétitifs. ARTIS, dans cette perspective, met en œuvre une innovation méthodologique unique dans le vaste secteur de la robinetterie, grâce à une organisation des processus industriels et une flexibilité opérationnelle inhabituelle qui se traduit par une variété de formes et de finitions.



*Rolando Borsato*

# LEggerMENTE

---

**Leggerezza e morbidezza, unite a delicatezza e velocità: un linguaggio che propone le forme organiche della natura, cogliendone le suggestioni simboliche e gli aspetti formali.**

Le forme della natura sono intimamente “vive”, ci permettono di riprovare quell’arcanica armonia tra l’uomo e il suo intorno, armonia che l’evoluzione delle esperienze e la coscienza del sé hanno inevitabilmente e irreversibilmente interrotto. I valori espressivi della natura non sono intenzionali, sono inevitabili. Ogni elemento della natura ha quella data forma come risposta funzionale sia alla propria sopravvivenza, che alla sopravvivenza della natura stessa. Svelare il segreto di quest’armonia è il sogno più dibattuto dell’uomo, e attiene alla ricerca più intima delle relazioni tra l’uomo e la vita, ma come sottolineava E.A. Poe: “alcuni segreti non si lasciano svelare”.

**Lightness and softness, combined with grace and speed: a language that offers the organic shapes of nature, capturing its symbolic beauty and formal aspects. Natural shapes are intimately “alive”.**

They allow us to experience that magic harmony between man and his surroundings, a harmony that the evolution of the experiences and self-consciousness have inevitably and irreversibly interrupted. The expressive values of nature are not intentional. They are inevitable. Each natural element has its specific shape as a functional response both to its own survival and to the survival of nature itself. Understanding the secret of this harmony is the most debated dream of man. It pertains to the most intimate search for the relationship between man and life, but as Edgar Allan Poe once said: “There are some secrets which do not permit themselves to be told.”


**Légèreté et douceur, alliées à délicatesse et rapidité : un langage qui propose des formes éléments organiques de la nature, capturant ses suggestions, aspects symboliques et formels.**

Les formes de la nature sont intimement « vivantes », elles nous permettent de essayer à nouveau cette harmonie mystérieuse entre l’homme et son environnement, l’harmonie que l’evoluzione des expériences et de la conscience de soi ont inévitablement et irréversiblement interrompu. Des valeurs expressives de la nature ne sont pas intentionnelles, ils sont inévitables. Chaque élément de la nature a cette forme, donnée comme réponse fonctionnelle à sa propre survie, plutôt qu’à la survie de la nature même. Révéler le secret de cette harmonie est le rêve le plus controversé de l’homme, et concerne la recherche la plus intime des relations entre l’homme et la vie, mais comme le souligne E.A. Poe : « certains secrets ne permettent pas de le révéler. »














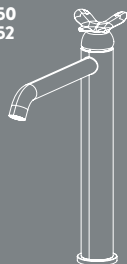


## ■ LEGGERMENTE

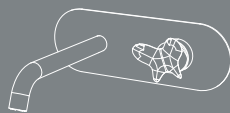
52400  
52401



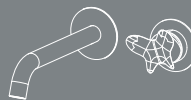
52450  
52452



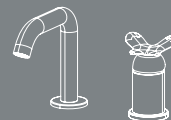
EST-52350  
EST-52352



EST-52360  
EST-52362



52480  
52482



52580  
52582




52490  
52492



52590  
52592



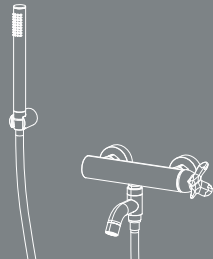
52330  
52332




52500  
52501



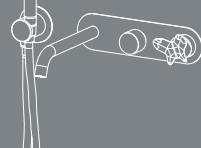
52100



141052



EST-52150  
EST-52160



EST-52155  
EST-52165



121452



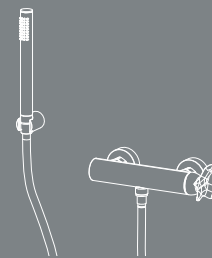
122252



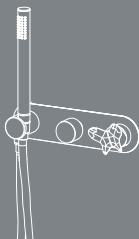
52300



52310



EST-52220  
EST-52240



EST-52225  
EST-52245



EST-52250



EST-52200  
EST-52230



165240



EST-52258  
EST-52208  
EST-52238

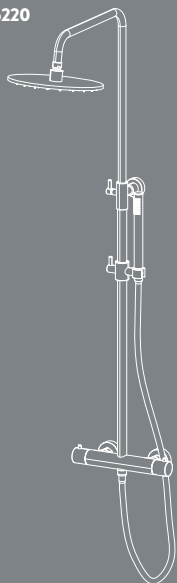


EST-52340  
EST-52345  
EST-52346  
EST-52347

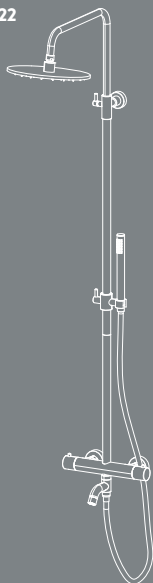


## ■ LEGGERMENTE


245220



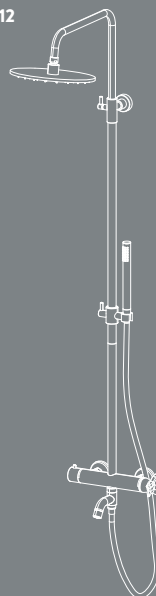
245222



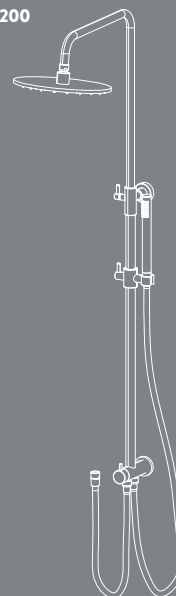
245210



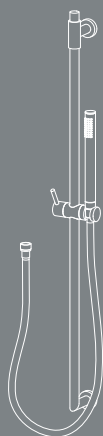
245212



245200

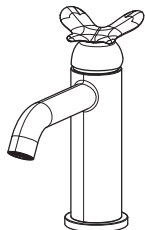


S200



## ■ LEGGERMENTE

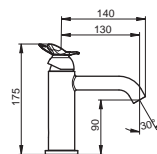
52400



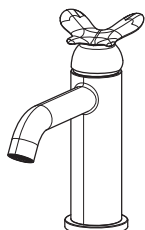
**MISCELATORE MONOCOMANDO PER LAVABO  
SENZA SCARICO**

WASH-BASIN MIXER WITHOUT WASTE  
MITIGEUR POUR LAVABO SANS VIDAGE

FIN.  
C  
BI  
OO|RO|NS  
OS|NE



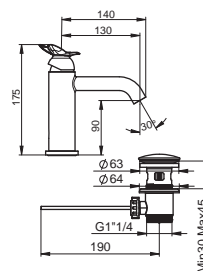
52401



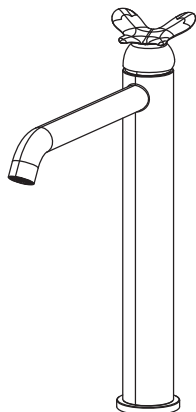
**MISCELATORE MONOCOMANDO PER LAVABO CON  
SCARICO AUTOMATICO DA 1 1/4**

WASH-BASIN MIXER WITH 1 1/4 POP-UP WASTE  
MITIGEUR POUR LAVABO AVEC VIDAGE 1 1/4 A'  
TIRETTE

FIN.  
C  
BI  
OO|RO|NS  
OS|NE



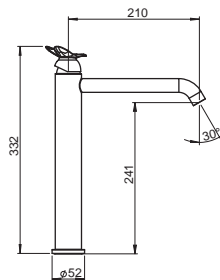
52450



**MISCELATORE MONOCOMANDO PER LAVABO  
ALTO SENZA SCARICO**

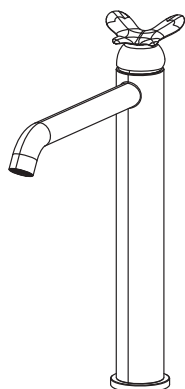
WASH-BASIN MIXER TALL WITHOUT WASTE  
MITIGEUR POUR LAVABO HAUT SANS VIDAGE

FIN.  
C  
BI  
OO|RO|NS  
OS|NE



## ■ LEGGERMENTE

52452



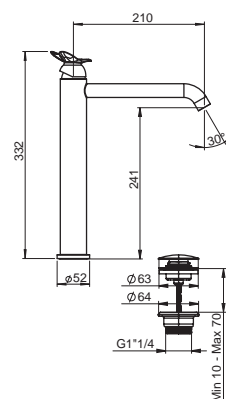
**MISCELATORE MONOCOMANDO PER LAVABO ALTO  
CON SCARICO CLICK CLACK DA 1"1/4**

WASH-BASIN MIXER TALL WITH 1"1/4 CLICK CLACK  
WASTE

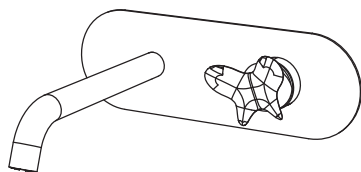
MITIGEUR POUR LAVABO HAUT AVEC VIDAGE CLICK  
CLACK

**FIN.**

C  
BI  
OO|RO|NS  
OS|NE



EST-52350



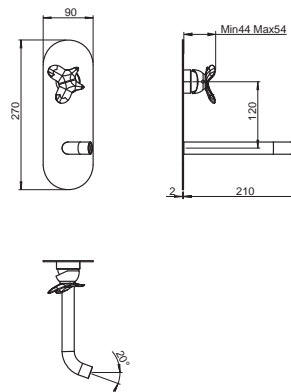
**SET ESTERNO PER MISCELATORE PER LAVABO DA  
INCASSO A PARETE SENZA SCARICO**

EXTERNAL SET FOR CONCEALED WASH-BASIN MIXER  
WITHOUT WASTE

MITIGEUR ENCASTRÉ POUR LAVABO SANS VIDAGE

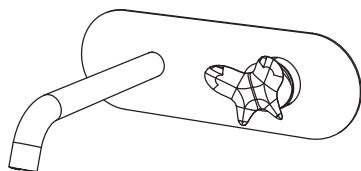
**FIN.**

C  
BI  
OO|RO|NS  
OS|NE



PER/FOR/POUR  
INC-350/360-BOX

EST-52352



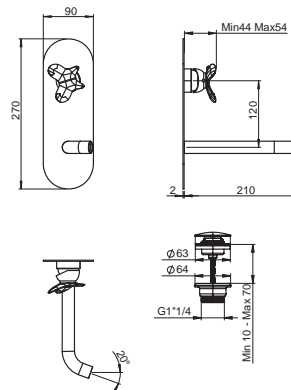
**SET ESTERNO PER MISCELATORE PER LAVABO DA  
INCASSO A PARETE CON SCARICO CLICK CLACK DA  
1"1/4**

EXTERNAL SET FOR CONCEALED WASH-BASIN MIXER  
WITH 1"1/4 CLICK CLACK WASTE

SET EXTERNE POUR MITIGEUR ENCASTRÉ POUR  
LAVABO AVEC VIDAGE CLICK CLACK 1"1/4

**FIN.**

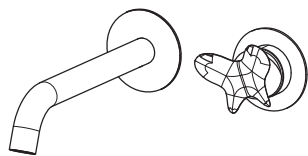
C  
BI  
OO|RO|NS  
OS|NE



PER/FOR/POUR  
INC-350/360-BOX

## ■ LEGGERMENTE

### EST-52360



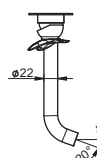
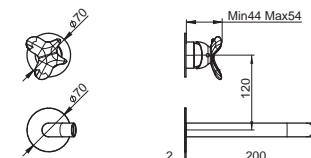
#### SET ESTERNO PER MISCELATORE PER LAVABO DA INCASSO A PARETE SENZA SCARICO

EXTERNAL SET FOR CONCEALED WASH-BASIN MIXER WITHOUT WASTE

MITIGEUR ENCASTRÉ POUR LAVABO SANS VIDAGE

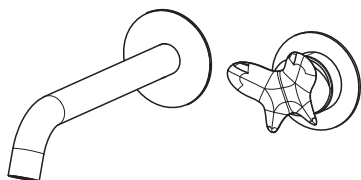
FIN.

C  
BI  
OO|RO|NS  
OS|NE



PER/FOR/POUR  
INC-350/360-BOX

### EST-52362



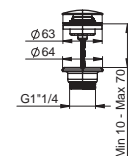
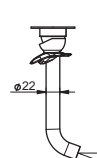
#### SET ESTERNO PER MISCELATORE PER LAVABO DA INCASSO A PARETE CON SCARICO CLICK CLACK DA 1"1/4

EXTERNAL SET FOR CONCEALED WASH-BASIN MIXER 1"1/4 CLICK CLACK WASTE

SET EXTERNE POUR MITIGEUR ENCASTRÉ POUR LAVABO AVEC VIDAGE CLICK CLACK 1"1/4

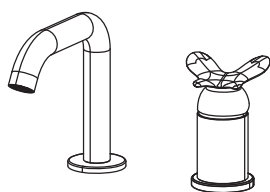
FIN.

C  
BI  
OO|RO|NS  
OS|NE



PER/FOR/POUR  
INC-350/360-BOX

### 52480



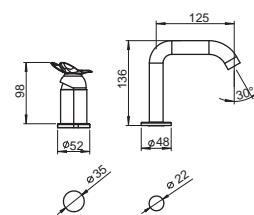
#### MISCELATORE MONOCOMANDO PER LAVABO CON COMANDO REMOTO SENZA SCARICO

WASH-BASIN MIXER WITH REMOTE CONTROL WITHOUT WASTE

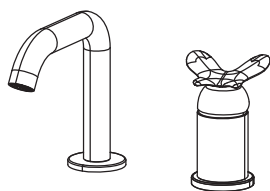
SET EXTERNE POUR MITIGEUR POUR LAVABO AVEC CONTROLE LATERAL SANS VIDAGE

FIN.

C  
BI  
OO|RO|NS  
OS|NE



### 52482



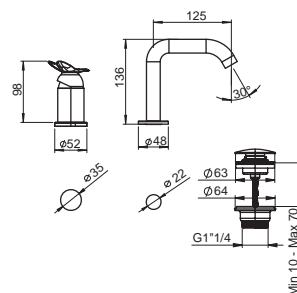
#### MISCELATORE MONOCOMANDO PER LAVABO CON COMANDO REMOTO CON SCARICO CLICK CLACK DA 1"1/4

WASH-BASIN MIXER WITH REMOTE CONTROL WITH 1"1/4 CLICK CLACK WASTE

MITIGEUR POUR LAVABO AVEC CONTROLE LATERAL AVEC VIDAGE CLICK CLACK 1"1/4

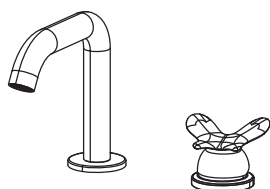
FIN.

C  
BI  
OO|RO|NS  
OS|NE



## ■ LEGGERMENTE

52580



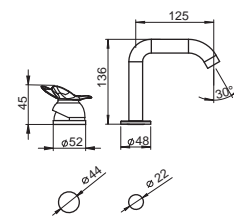
**MISCELATORE MONOCOMANDO PER LAVABO CON COMANDO REMOTO SENZA SCARICO**

WASH-BASIN MIXER WITH REMOTE CONTROL WITHOUT WASTE

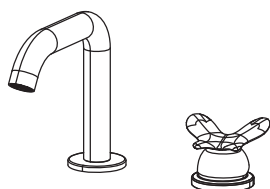
MITIGEUR POUR LAVABO AVEC CONTROLE LATERAL SANS VIDAGE

FIN.

C  
BI  
OO|RO|NS  
OS|NE



52582



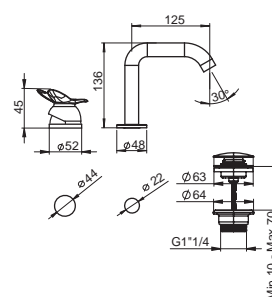
**MISCELATORE MONOCOMANDO PER LAVABO CON COMANDO REMOTO CON SCARICO CLICK CLACK DA 1"1/4**

WASH-BASIN MIXER WITH REMOTE CONTROL WITH 1"1/4 CLICK CLACK WASTE

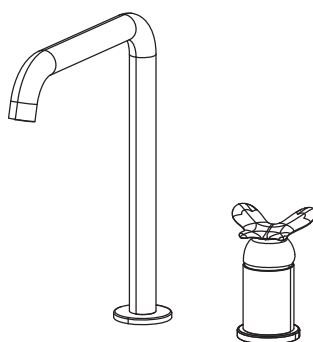
MITIGEUR POUR LAVABO AVEC CONTROLE LATERAL AVEC VIDAGE CLICK CLACK 1"1/4

FIN.

C  
BI  
OO|RO|NS  
OS|NE



52490



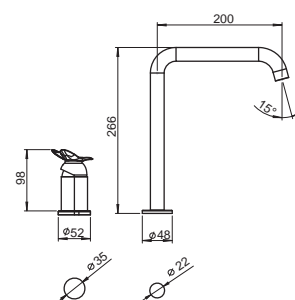
**MISCELATORE MONOCOMANDO PER LAVABO ALTO CON COMANDO REMOTO SENZA SCARICO**

WASH-BASIN MIXER TALL WITH REMOTE CONTROL WITHOUT WASTE

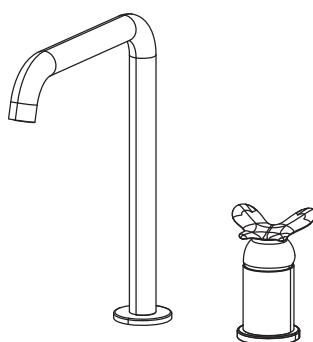
MITIGEUR POUR LAVABO HAUT AVEC CONTROLE LATERAL SANS VIDAGE

FIN.

C  
BI  
OO|RO|NS  
OS|NE



52492



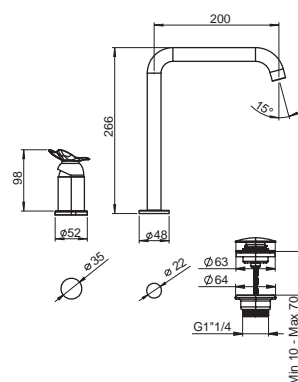
**MISCELATORE MONOCOMANDO PER LAVABO ALTO CON COMANDO REMOTO CON SCARICO CLICK CLACK DA 1"1/4**

WASH-BASIN MIXER TALL WITH REMOTE CONTROL WITH 1"1/4 CLICK CLACK WASTE

MITIGEUR POUR LAVABO HAUT AVEC CONTROLE LATERAL AVEC VIDAGE CLICK CLACK 1"1/4

FIN.


C  
BI  
OO|RO|NS  
OS|NE





## ■ LEGGERMENTE

52590



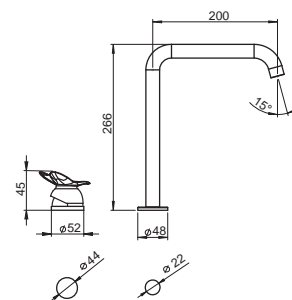
**MISCELATORE MONOCOMANDO PER LAVABO ALTO  
CON COMANDO REMOTO SENZA SCARICO**

WASH-BASIN MIXER TALL WITH REMOTE CONTROL  
WITHOUT WASTE


MITIGEUR POUR LAVABO HAUT AVEC CONTROLE  
LATERAL SANS VIDAGE

FIN.

C  
BI  
OO|RO|NS  
OS|NE



52592



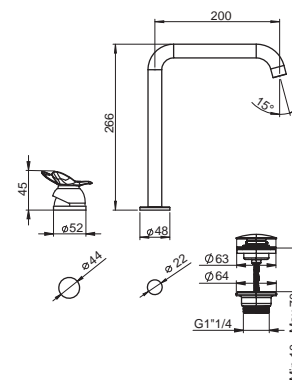
**MISCELATORE MONOCOMANDO PER LAVABO ALTO  
CON COMANDO REMOTO CON SCARICO  
CLICK DA 1"1/4**

WASH-BASIN MIXER TALL WITH REMOTE CONTROL  
WITH 1"1/4 CLICK CLACK WASTE

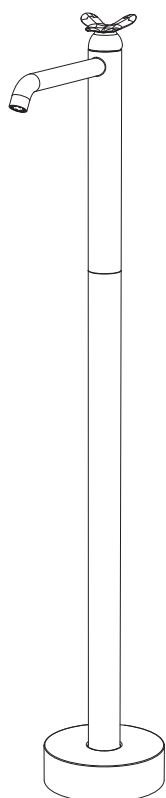
MITIGEUR POUR LAVABO HAUT AVEC CONTROLE  
LATERAL AVEC VIDAGE CLICK CLACK 1"1/4

FIN.

C  
BI  
OO|RO|NS  
OS|NE



52330



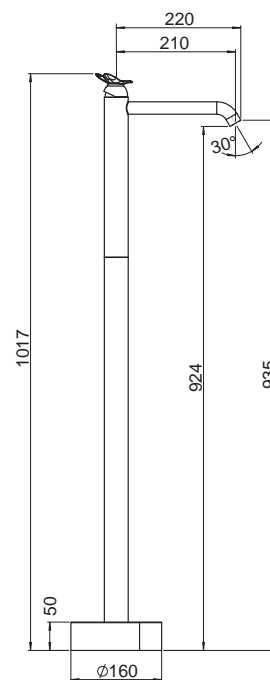
**MISCELATORE MONOCOMANDO PER LAVABO A  
PAVIMENTO SENZA SCARICO**

FLOOR WASH-BASIN MIXER WITHOUT WASTE

MITIGEUR POUR LAVABO SUR PIED SANS VIDAGE

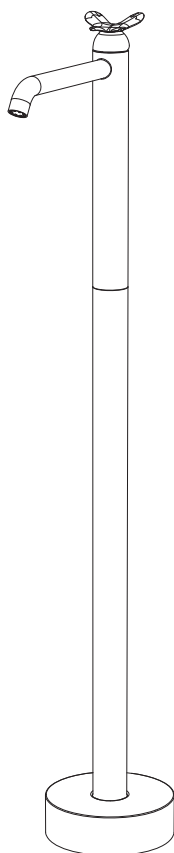
FIN.

C  
BI  
OO|RO|NS  
OS|NE



## ■ LEGGERMENTE

52332

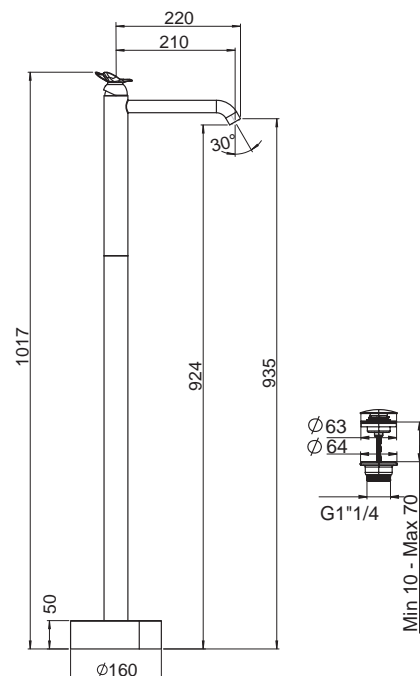


**MISCELATORE MONOCOMANDO PER LAVABO A PAVIMENTO CON SCARICO CLICK CLACK DA 1"1/4**

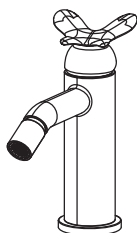
FLOOR WASH-BASIN MIXER WITH 1"1/4 CLICK CLACK WASTE

MITIGEUR POUR LAVABO SUR PIED AVEC VIDAGE CLICK CLACK 1"1/4

FIN.  
C  
BI  
OO|RO|NS  
OS|NE



52500

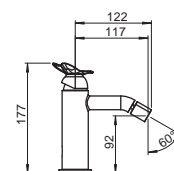


**MISCELATORE MONOCOMANDO PER BIDET SENZA SCARICO**

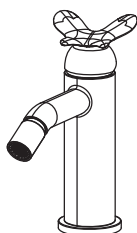
BIDET MIXER WITHOUT WASTE

MITIGEUR POUR BIDET SANS VIDAGE

FIN.  
C  
BI  
OO|RO|NS  
OS|NE



52501

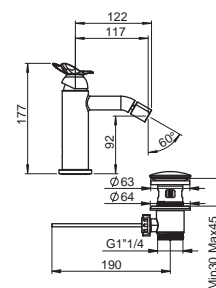


**MISCELATORE MONOCOMANDO PER BIDET CON SCARICO AUTOMATICO DA 1"1/4**

BIDET MIXER WITH 1"1/4 POP-UP WASTE


MITIGEUR POUR BIDET AVEC VIDAGE 1"1/4 A' TIRETTE

FIN.  
C  
BI  
OO|RO|NS  
OS|NE



## ■ LEGGERMENTE

52100



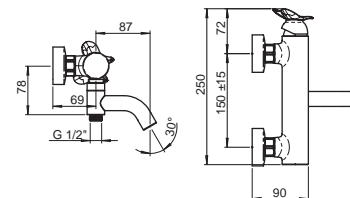
### MISCELATORE MONOCOMANDO PER VASCA ESTERNO CON FLESSIBILE E DOCCETTA

EXTERNAL BATH MIXER WITH FLEXIBLE HOSE AND HAND SHOWER

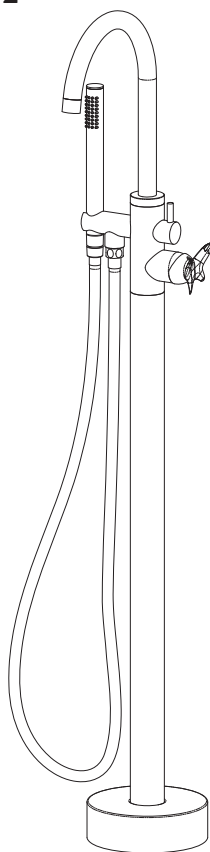
MITIGEUR BAIN DOUCHE EXTÉRIEUR AVEC FLEXIBLE ET DOUCHETTE

FIN.

C  
BI  
OO|RO|NS  
OS|NE



141052



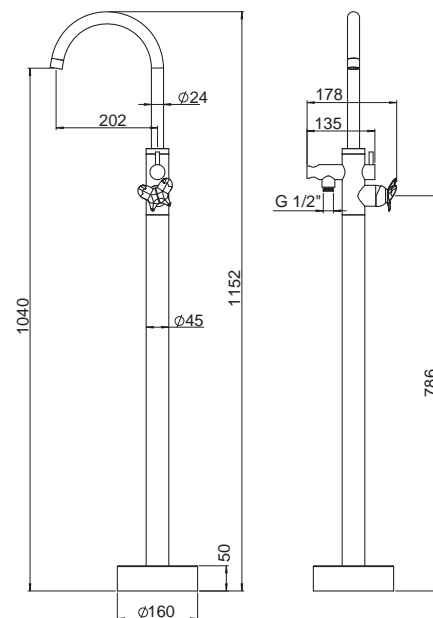
### MISCELATORE MONOCOMANDO PER VASCA A PAVIMENTO

FLOOR MOUNTED BATH MIXER WITHOUT WASTE

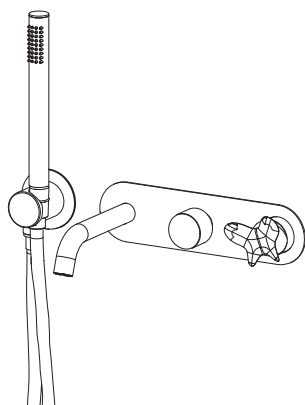
MITIGEUR POUR BAIN SUR PIED

FIN.

C  
BI  
OO|RO|NS  
OS|NE



EST-52150



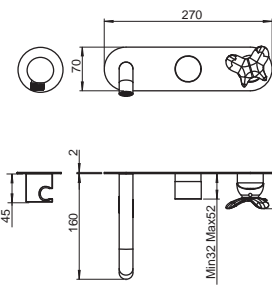
### SET ESTERNO PER MISCELATORE MONOCOMANDO PER VASCA INCASSO CON FLESSIBILE E DOCCETTA

EXTERNAL SET FOR WALL BATH MIXER WITH FLEXIBLE HOSE AND HAND SHOWER

SET EXTERNE POUR MITIGEUR BAIN DOUCHE ENCASTRÉ

FIN.

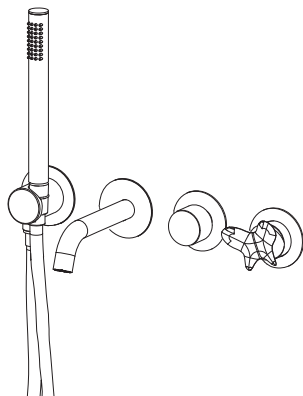
C  
BI  
OO|RO|NS  
OS|NE



PER/FOR/POUR  
INC-150/155

## ■ LEGGERMENTE

### EST-52155



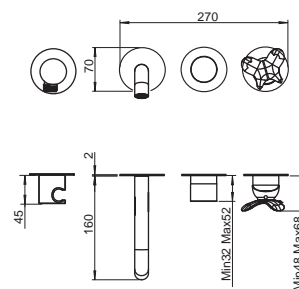
#### SET ESTERNO PER MISCELATORE MONOCOMANDO PER VASCA INCASSO CON FLESSIBILE E DOCCETTA

EXTERNAL SET FOR WALL BATH MIXER WITH FLEXIBLE HOSE AND HAND SHOWER

SET EXTERNE POUR MITIGEUR BAIN DOUCHE ENCASTRÉ

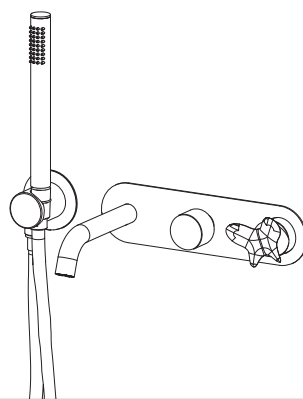
#### FIN.

C  
BI  
OO|RO|NS  
OS|NE



PER/FOR/POUR  
INC-150/155

### EST-52160



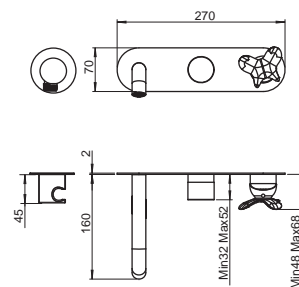
#### SET ESTERNO PER MISCELATORE MONOCOMANDO PER VASCA INCASSO 3 VIE

EXTERNAL SET FOR CONCEALED 3 WAYS BATH MIXER

SET EXTERNE POUR MITIGEUR BAIN DOUCHE ENCASTRÉ 3 SORTIES

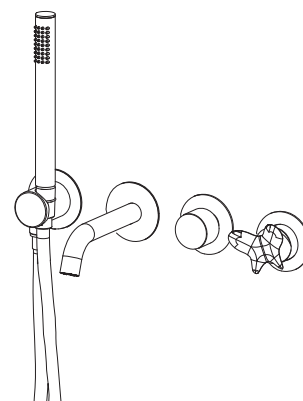
#### FIN.

C  
BI  
OO|RO|NS  
OS|NE



PER/FOR/POUR  
INC-160/165

### EST-52165



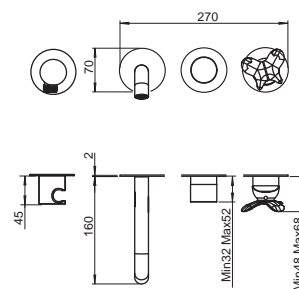
#### SET ESTERNO PER MISCELATORE MONOCOMANDO PER VASCA INCASSO 3 VIE

EXTERNAL SET FOR CONCEALED 3 WAYS BATH MIXER

SET EXTERNE POUR MITIGEUR BAIN DOUCHE ENCASTRÉ 3 SORTIES

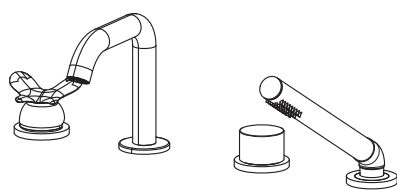
#### FIN.

C  
BI  
OO|RO|NS  
OS|NE



PER/FOR/POUR  
INC-160/165

### 121452



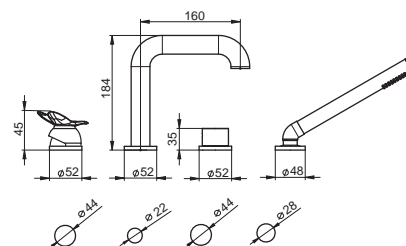
#### SET ESTERNO PER MISCELATORE MONOCOMANDO PER BORDO VASCA

EXTERNAL SET FOR DECK MOUNTED BATH MIXER

SET EXTERNE POUR MITIGEUR POUR BAIN SUR GORGE

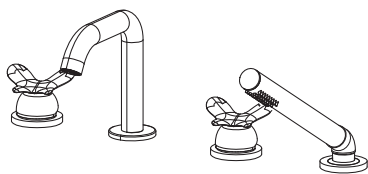
#### FIN.

C  
BI  
OO|RO|NS  
OS|NE



## ■ LEGGERMENTE

122252

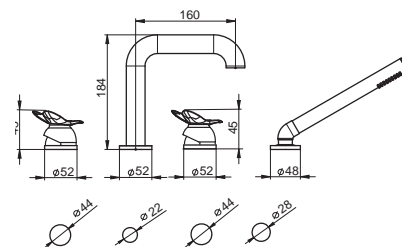


### MISCELATORE A DOPPIO COMANDO PER BORDO VASCA

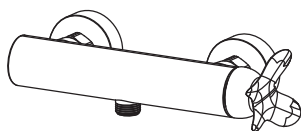
DECK MOUNTED 2 HANDLES BATH MIXER  
MELANGEUR POUR BAIN SUR GORGE

FIN.

C  
BI  
OO|RO|NS  
OS|NE



52300

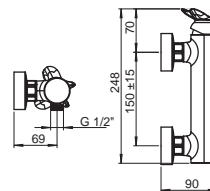
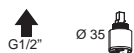


### MISCELATORE MONOCOMANDO PER DOCCIA ESTERNO

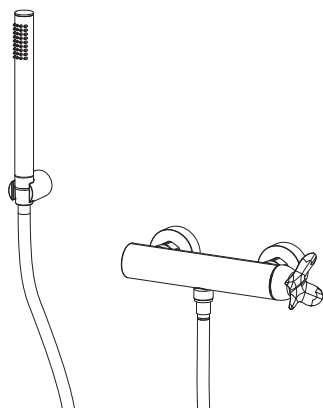
EXTERNAL SHOWER MIXER  
MITIGEUR DOUCHE EXTERIEUR

FIN.

C  
BI  
OO|RO|NS  
OS|NE



52310



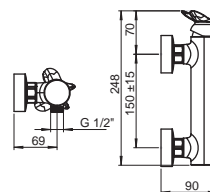
### MISCELATORE MONOCOMANDO PER DOCCIA ESTERNO CON FLESSIBILE E DOCCETTA

EXTERNAL SHOWER MIXER WITH FLEXIBLE HOSE AND HAND SHOWER

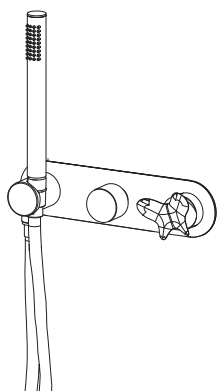
SET EXTERNE POUR MITIGEUR DOUCHE EXTERIEUR AVEC FLEXIBLE ET DOUCHETTE

FIN.

C  
BI  
OO|RO|NS  
OS|NE



EST-52220



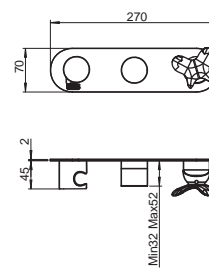
### SET ESTERNO PER MISCELATORE MONOCOMANDO PER DOCCIA INCASSO 2 VIE CON FLESSIBILE E DOCCETTA

EXTERNAL SET FOR WALL 2 WAYS SHOWER MIXER WITH FLEXIBLE HOSE AND HAND SHOWER

SET EXTERNE POUR MITIGEUR DOUCHE ENCASTRÉ AVEC FLEXIBLE ET DOUCHETTE

FIN.

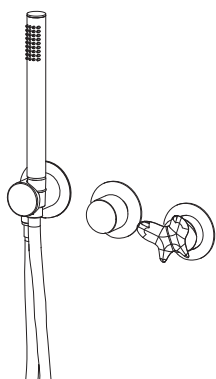
C  
BI  
OO|RO|NS  
OS|NE



PER/FOR/POUR  
INC-220/225

## ■ LEGGERMENTE

### EST-52225



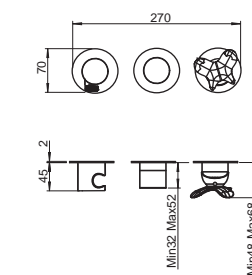
#### SET ESTERNO PER MISCELATORE MONOCOMANDO PER DOCCIA INCASSO 2 VIE CON FLESSIBILE E DOCCETTA

EXTERNAL SET FOR WALL 2 WAYS SHOWER MIXER  
WITH FLEXIBLE HOSE AND HAND SHOWER

SET EXTERNE POUR MITIGEUR DOUCHE ENCASTRÉ  
AVEC FLEXIBLE ET DOUCHETTE

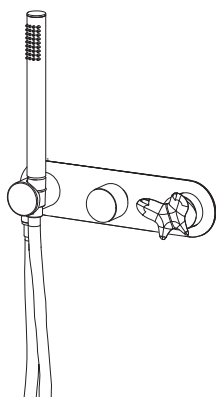
#### FIN.

C  
BI  
OO|RO|NS  
OS|NE



PER/FOR/POUR  
INC-220/225

### EST-52240



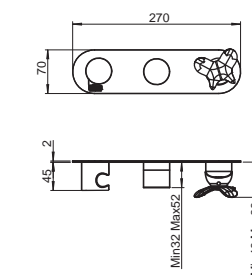
#### SET ESTERNO PER MISCELATORE MONOCOMANDO PER DOCCIA INCASSO 3 VIE CON FLESSIBILE E DOCCETTA

EXTERNAL SET FOR WALL 3 WAYS SHOWER MIXER  
WITH FLEXIBLE HOSE AND HAND SHOWER

SET EXTERNE POUR MITIGEUR DOUCHE ENCASTRÉ  
AVEC FLEXIBLE ET DOUCHETTE 3 SORTIES

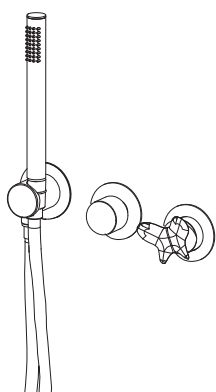
#### FIN.

C  
BI  
OO|RO|NS  
OS|NE



PER/FOR/POUR  
INC-240/245

### EST-52245



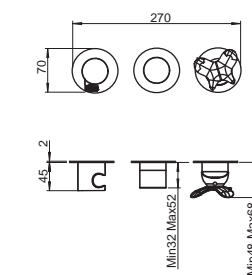
#### SET ESTERNO PER MISCELATORE MONOCOMANDO PER DOCCIA INCASSO 3 VIE CON FLESSIBILE E DOCCETTA

EXTERNAL SET FOR WALL 3 WAYS SHOWER MIXER WITH  
FLEXIBLE HOSE AND HAND SHOWER

SET EXTERNE POUR MITIGEUR DOUCHE ENCASTRÉ  
AVEC FLEXIBLE ET DOUCHETTE 3 SORTIES

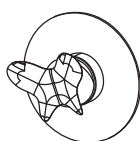
#### FIN.

C  
BI  
OO|RO|NS  
OS|NE



PER/FOR/POUR  
INC-240/245

### EST-52250



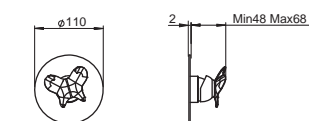
#### SET ESTERNO PER MISCELATORE MONOCOMANDO PER DOCCIA INCASSO 1 VIA

EXTERNAL SET FOR WALL 1 WAY SHOWER MIXER

SET EXTERNE POUR MITIGEUR DOUCHE ENCASTRÉ  
1 SORTIE

#### FIN.


C  
BI  
OO|RO|NS  
OS|NE



PER/FOR/POUR  
INC-250-BOX

## ■ LEGGERMENTE

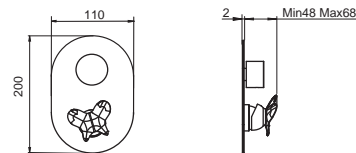
### EST-52200



#### SET ESTERNO PER MISCELATORE MONOCOMANDO PER DOCCIA INCASSO 2 VIE


EXTERNAL SET FOR WALL 2 WAYS SHOWER MIXER  
SET EXTERNE POUR MITIGEUR DOUCHE ENCASTRÉ 2 SORTIES

FIN.  
C  
BI  
OO|RO|NS  
OS|NE



PER/FOR/POUR  
INC-200-BOX

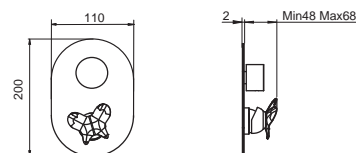
### EST-52230



#### SET ESTERNO PER SET ESTERNO PER MISCELATORE MONOCOMANDO PER DOCCIA INCASSO A 3 VIE

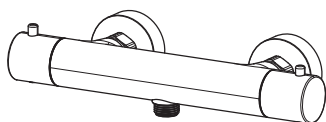
EXTERNAL SET FOR EXTERNAL SET FOR CONCEALED 3 WAYS SHOWER MIXER  
SET EXTERNE POUR SET EXTERNE POUR MITIGEUR ENCASTRÉ POUR DOUCHE 3 VOIES

FIN.  
C  
BI  
OO|RO|NS  
OS|NE



PER/FOR/POUR  
INC-230-BOX

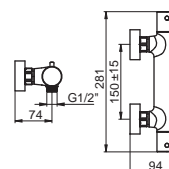
### 165240



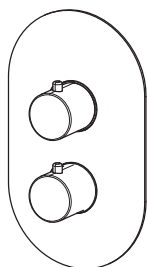
#### MISCELATORE TERMOSTATICO PER DOCCIA ESTERNO

EXTERNAL THERMOSTATIC SHOWER MIXER  
MITIGEUR THERMOSTATIQUE EXTERIEUR POUR DOUCHE

FIN.  
C  
BI  
OO|RO|NS  
OS|NE



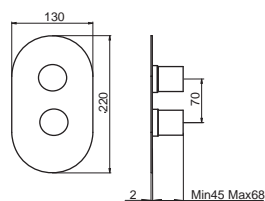
### EST-52258



#### SET ESTERNO PER MISCELATORE TERMOSTATICO PER DOCCIA INCASSO A 1 VIA

EXTERNAL SET FOR CONCEALED 1 WAY THERMOSTATIC SHOWER MIXER  
SET EXTERNE POUR MITIGEUR THERMOSTATIQUE ENCASTRÉ POUR DOUCHE 1 VOIE

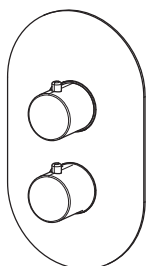
FIN.  
C  
BI  
OO|RO|NS  
OS|NE



PER/FOR/POUR  
INC-258-BOX

## ■ LEGGERMENTE

### EST-52208



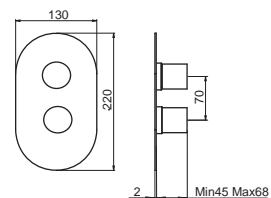
**SET ESTERNO PER MISCELATORE TERMOSTATICO  
PER DOCCIA INCASSO A 2 VIE**

EXTERNAL SET FOR CONCEALED 2 WAYS THERMOSTATIC  
SHOWER MIXER

SET EXTERNE POUR MITIGEUR THERMOSTATIQUE  
ENCASTRÉ POUR DOUCHE 2 VOIES

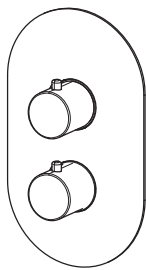
**FIN.**

C  
BI  
OO|RO|NS  
OS|NE



PER/FOR/POUR  
**INC-208-BOX**

### EST-52238



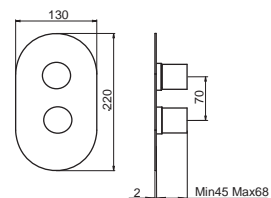
**SET ESTERNO PER MISCELATORE TERMOSTATICO  
PER DOCCIA INCASSO A 3 VIE**

EXTERNAL SET FOR CONCEALED 3 WAYS THERMOSTATIC  
SHOWER MIXER

SET EXTERNE POUR MITIGEUR THERMOSTATIQUE  
ENCASTRÉ POUR DOUCHE 3 VOIES

**FIN.**

C  
BI  
OO|RO|NS  
OS|NE



PER/FOR/POUR  
**INC-238-BOX**

### EST-52340



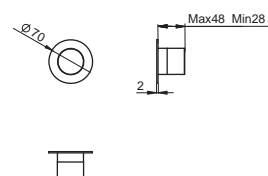
**SET ESTERNO PER RUBINETTO D'ARRESTO DA  
INCASSO**

EXTERNAL SET FOR CONCEALED STOPCOCK

SET EXTERNE POUR ROBINET D'ARRET ENCASTRÉ

**FIN.**

C  
BI  
OO|RO|NS  
OS|NE



PER/FOR/POUR  
**INC-340**

### EST-52345



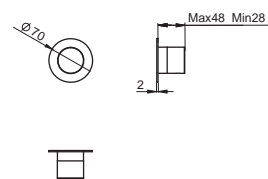
**SET ESTERNO PER DEVIATORE DA INCASSO 2 VIE**

EXTERNAL SET FOR CONCEALED 2 WAYS DIVERTER

SET EXTERNE POUR INVERSEUR ENCASTRÉ 2 VOIES

**FIN.**

C  
BI  
OO|RO|NS  
OS|NE



PER/FOR/POUR  
**INC-345**



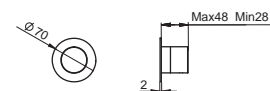
## ■ LEGGERMENTE

### EST-52346



**SET ESTERNO PER DEVIATORE DA INCASSO 3 VIE**  
 EXTERNAL SET FOR CONCEALED 3 WAYS DIVERTER  
 SET EXTERNE POUR INVERSEUR ENCASTRÉ 3 VOIES

**FIN.**  
 C  
 BI  
 OO|RO|NS  
 OS|NE



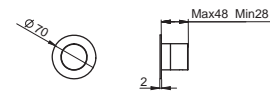
PER/FOR/POUR  
**INC-346**

### EST-52347



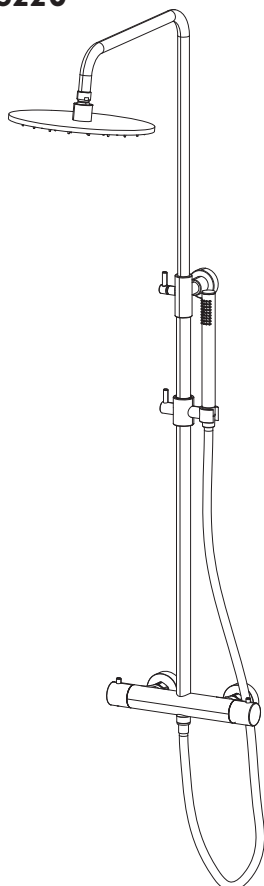
**SET ESTERNO PER DEVIATORE DA INCASSO 4 VIE**  
 EXTERNAL SET FOR CONCEALED 4 WAYS DIVERTER  
 SET EXTERNE POUR INVERSEUR ENCASTRÉ 4 VOIES

**FIN.**  
 C  
 BI  
 OO|RO|NS  
 OS|NE



PER/FOR/POUR  
**INC-347**

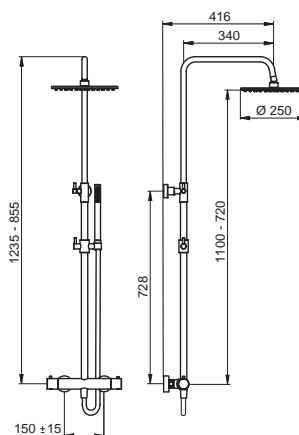
### 245220



**COLONNA DOCCIA TELESCOPICA CON MISCELATORE TERMOSTATICO, DEVIATORE A 2 VIE, ACCESSORI E SOFFIONE IN OTTONE**

TELESCOPIC ROUND SHOWER COLUMN WITH THERMOSTATIC MIXER, 2 WAYS DIVERTER AND BRASS SHOWER HEAD AND ACCESSORIES

COLONNE DE DOUCHE TÉLESCOPIQUE RONDE AVEC MITIGEUR THERMOSTATIQUE, INVERSEUR 2 SORTIES, ACCESSOIRES ET POMME DE DOUCHE

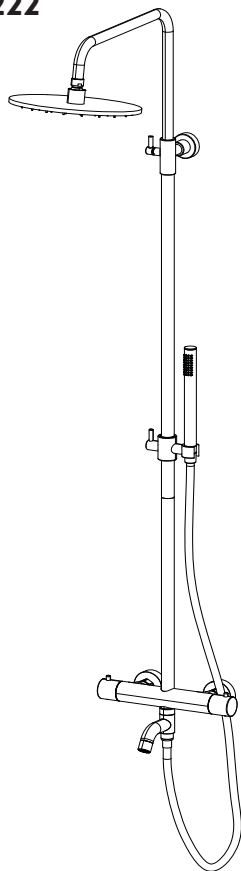


**FIN.**  
 C  
 BI  
 OO|RO|NS  
 OS|NE



## ■ LEGGERMENTE

245222



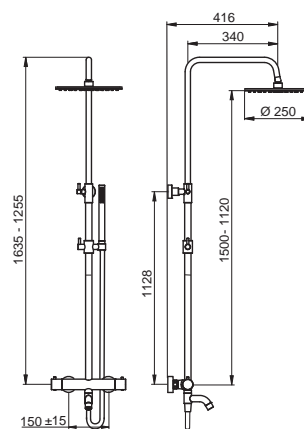
**COLONNA DOCCIA TELESCOPICA CON MISCELATORE TERMOSTATICO, DEVIATORE A 2 VIE, BOCCA VASCA DEVIATRICE, ACCESSORI E SOFFIONE IN OTTONE**

TELESCOPIC ROUND SHOWER COLUMN WITH THERMOSTATIC MIXER, 2 WAYS DIVERTER, BRASS SHOWER HEAD AND ACCESSORIES AND DIVERTED BATH SPOUT

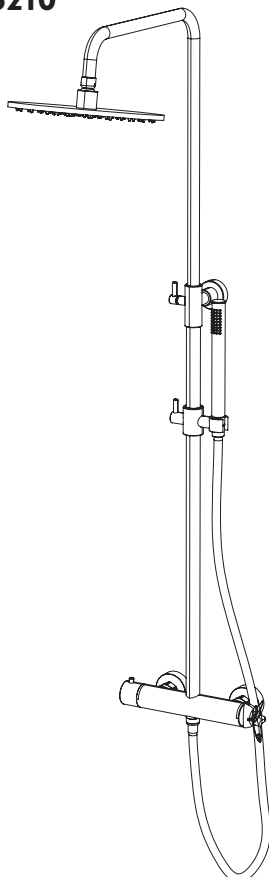
COLONNE DE DOUCHE TÉLESCOPIQUE RONDE AVEC MITIGEUR THERMOSTATIQUE, INVERSEUR 2 SORTIES, ACCESSOIRES ET POMME DE DOUCHE EN LAITON BEC INVERSEUR POUR BAIGNOIRE

FIN.

C  
BI  
OO|RO|NS  
OS|NE



245210



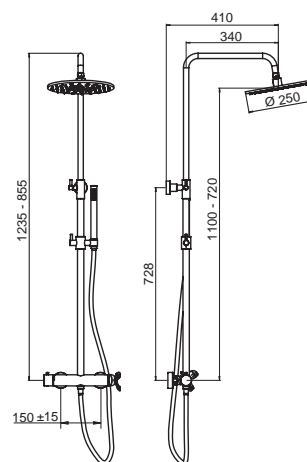
**COLONNA DOCCIA TELESCOPICA CON MISCELATORE, DEVIATORE A 2 VIE, ACCESSORI E SOFFIONE IN OTTONE**

TELESCOPIC ROUND SHOWER COLUMN WITH MIXER, 2 WAYS DIVERTER AND BRASS SHOWER HEAD AND ACCESSORIES

COLONNE DE DOUCHE TÉLESCOPIQUE RONDE AVEC MITIGEUR, INVERSEUR 2 SORTIES, ACCESSOIRES ET POMME DE DOUCHE EN LAITON

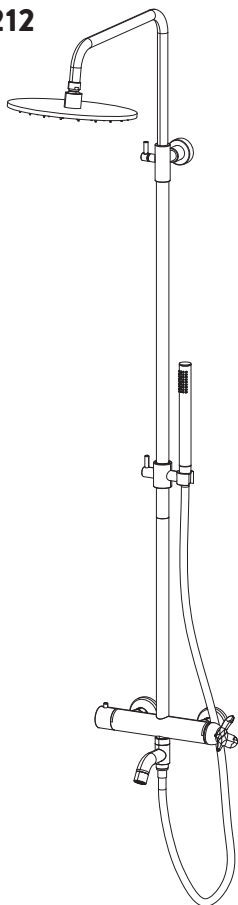
FIN.

C  
BI  
OO|RO|NS  
OS|NE



■ **LEggerMENTE**

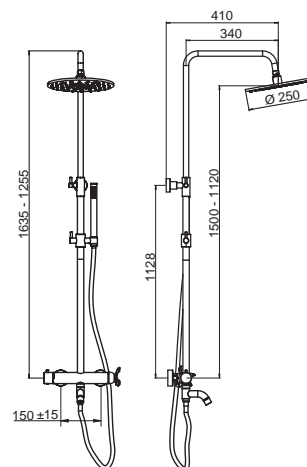
**245212**



**COLONNA DOCCIA TELESCOPICA CON MISCELATORE, DEVIATORE A 2 VIE, BOCCA VASCA DEVIATRICE, ACCESSORI E SOFFIONE IN OTTONE**

TELESCOPIC ROUND SHOWER COLUMN WITH MIXER, 2 WAYS DIVERTER, BRASS SHOWER HEAD AND ACCESSORIES AND DIVERTED BATH SPOUT

COLONNE DE DOUCHE TÉLESCOPIQUE RONDE AVEC MITIGEUR, INVERSEUR 2 SORTIES, ACCESSOIRES ET POMME DE DOUCHE EN LAITON

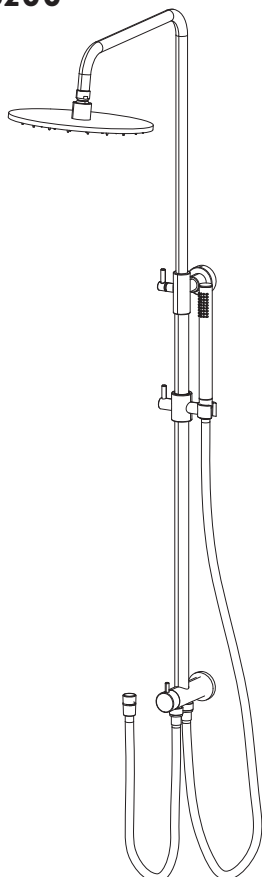


FIN.

C  
 BI  
 OO|RO|NS  
 OS|NE



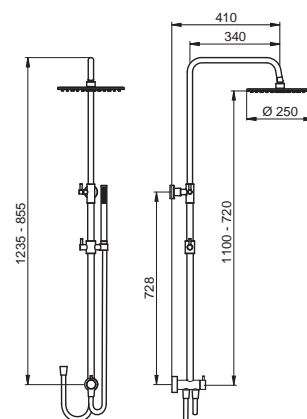
**245200**



**COLONNA DOCCIA TELESCOPICA SENZA MISCELATORE CON DEVIATORE A 2 VIE, ACCESSORI E SOFFIONE IN OTTONE**

TELESCOPIC ROUND SHOWER COLUMN WITHOUT MIXER, 2 WAYS DIVERTER AND BRASS SHOWER HEAD AND ACCESSORIES

COLONNE DE DOUCHE TÉLESCOPIQUE RONDE SANS MITIGEUR, AVEC INVERSEUR 2 SORTIES, ACCESSOIRES ET POMME DE DOUCHE EN LAITON



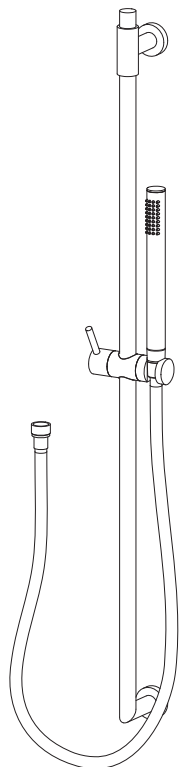
FIN.

C  
 BI  
 OO|RO|NS  
 OS|NE



## ■ LEGGERMENTE

S200

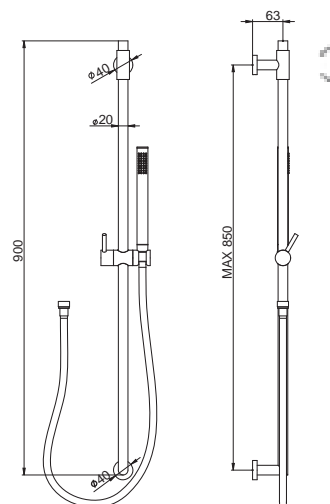


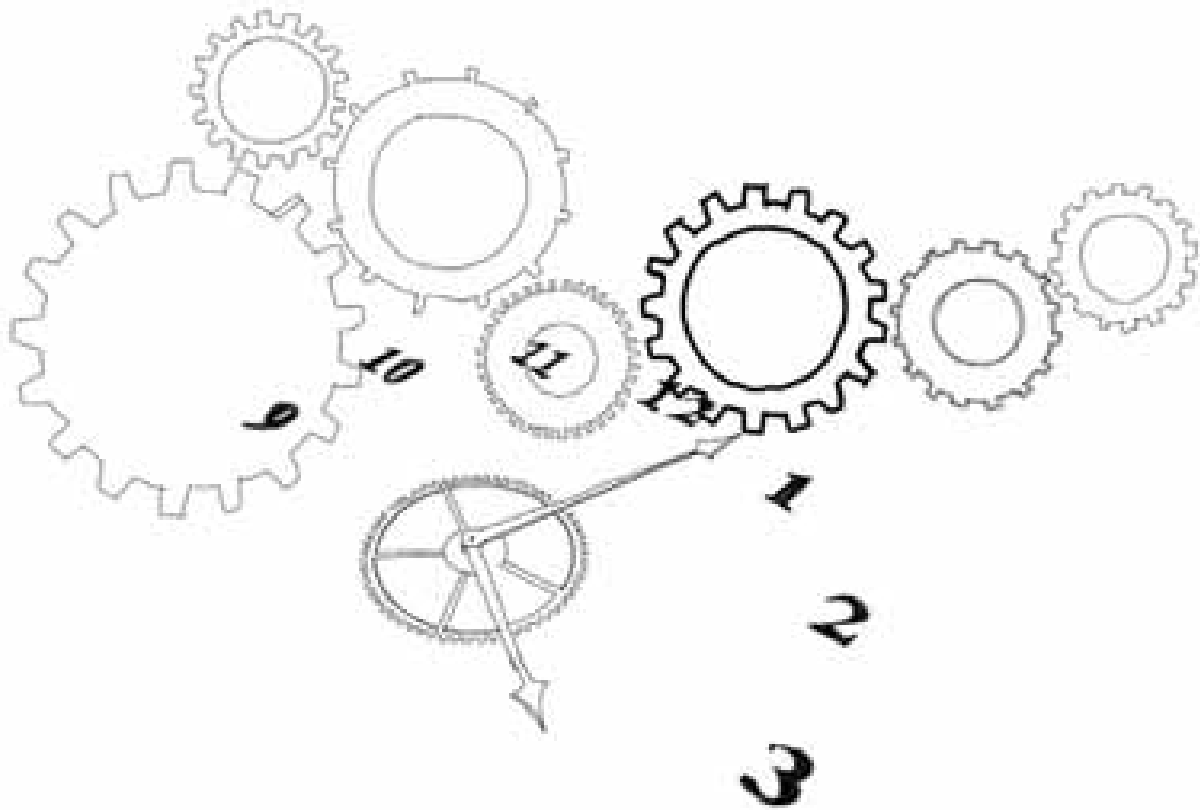
### SALISCENDI MINIMALE TONDO IN OTTONE CON ACCESSORI

MINIMAL ROUND BRASS SHOWER SLIDING BAR WITH ACCESSORIES

BARRE DE DOUCHE MINIMAL RONDE EN LAITON AVEC ACCESSORIES

FIN.  
C  
BI  
OO|RO|NS  
OS|NE





*Luciano Galimberti*

# PRECISAMENTE

---

**Per la cultura occidentale, la precisione coincide con la certezza. La precisione del dato di partenza e di quello d'arrivo è fondamentale per misurare la bontà di ogni nostra azione.**

Senza precisione si scade nell'approssimazione e nel relativismo. La ricerca della precisione da parte dell'uomo ha qualche cosa a che fare con l'intima ricerca dell'assoluto, con l'esigenza di risposte inappellabili. Attorno a questa ricerca della precisione, si è costituito nel tempo un panorama di forme che esaltano questa precisione. Forme che in alcuni casi sono diventati simboli veri e propri della precisione stessa. Mies van Der Rohe cercava nelle sue forme ordine e verità per il presente, sottolineando lo stretto legame che ogni linguaggio deve avere con il proprio tempo. Le forme della precisione sono discrete, ma autorevoli.

**For Western culture, precision corresponds to certainty. The precision of the starting and ending data is fundamental to measuring the goodness of all our actions.**

Without precision, we fall into approximation and relativism. Man's search for precision has something to do with the intimate search for the absolute: the need for definite answers. Around this search for precision, a panorama of shapes that exalt it has been formed over time. Shapes that, in some cases, have become actual symbols of precision itself. Mies Van Der Rohe sought in his shapes order and truth for the present, emphasizing the close connection that every language must have with its own time. The shapes of precision are discreet but authoritative.



**Pour la culture occidentale, la précision coïncide avec la certitude. La précision des données de départ et d'arrivée est indispensable pour mesurer la bonté de chacune de nos actions.**

Sans précision, on tombe dans l'approximation et le relativisme. Il y a quelque chose dans la recherche de précision de l'homme, qui a à voir avec la recherche intime de l'absolu, avec le besoin des réponses irréfutables. Autour de cette recherche de précision, il a été établi dans le temps, un panorama de formes qui exaltent cette précision. Des formes qui dans certains cas sont devenues de véritables symboles inhérent à la précision elle-même. Mies van Der Rohe cherchait le formes, l'ordre et la vérité pour le présent, mettant l'accent sur le fort lien que chaque langue doit avoir avec son époque. Les formes de précision sont discrètes, mais avec autorité.













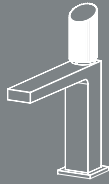


■ EMOZIONI DA TOCCARE | PRECISAMENTE

53410  
53412



53430  
53432



53460  
53462



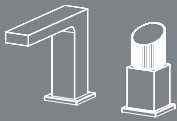
EST-53350-180  
EST-53352-180



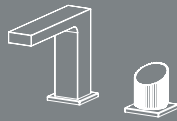
EST-53360-180  
EST-53362-180



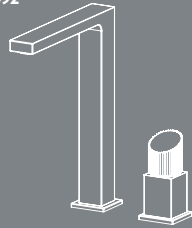
53480  
53482



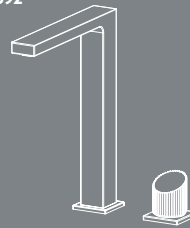
53580  
53582



53490  
53492



53590  
53592




53330



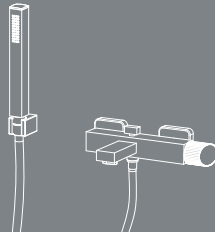
53510  
53512



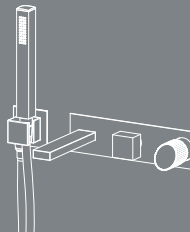
141053-180



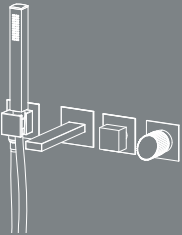
53100



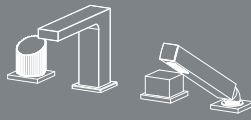
EST-53150-180  
EST-53160-180



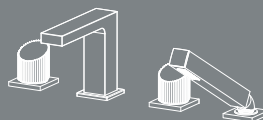
EST-53155-180  
EST-53165-180



121453



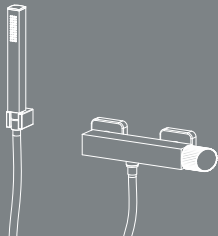
122253



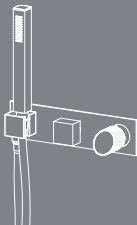
53300



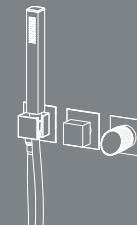
53310



EST-53220-180  
EST-53240-180



EST-53225-180  
EST-53245-180



EST-53250-180



EST-53200-180  
EST-53230-180



165350



EST-53258  
EST-53208  
EST-53238

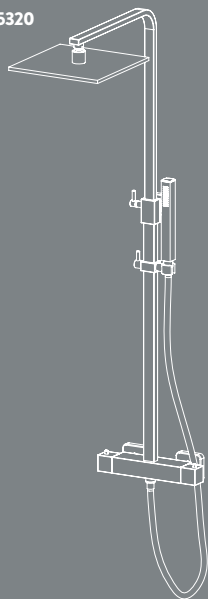


EST-53340  
EST-53345  
EST-53346  
EST-53347

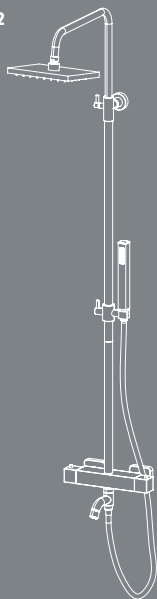


■ EMOZIONI DA TOCCARE | **PRECISAMENTE**

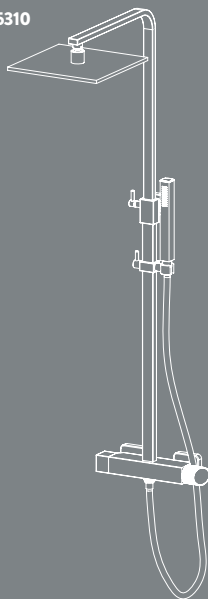
245320



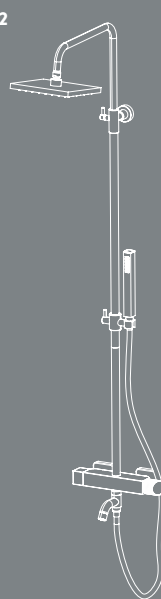
245322



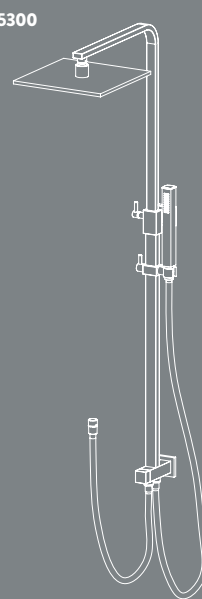
245310



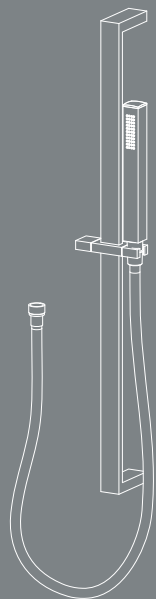
245312



245300

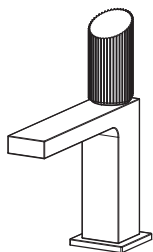


S203



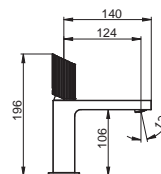
## ■ PRECISAMENTE

53410

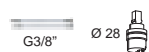


**MISCELATORE MONOCOMANDO PER LAVABO  
SENZA SCARICO**

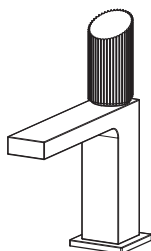
WASH-BASIN MIXER WITHOUT WASTE  
MITIGEUR POUR LAVABO SANS VIDAGE



FIN.  
C  
OO|GO|NS|TU  
OS|NE

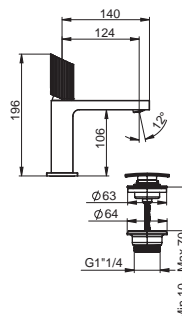


53412



**MISCELATORE MONOCOMANDO PER LAVABO  
CON SCARICO CLICK CLACK DA 1"1/4**

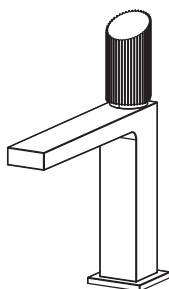
WASH-BASIN MIXER WITH 1"1/4 CLICK CLACK  
WASTE  
MITIGEUR POUR LAVABO AVEC VIDAGE CLICK  
CLACK



FIN.  
C  
OO|GO|NS|TU  
OS|NE

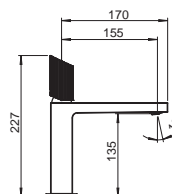


53430




**MISCELATORE MONOCOMANDO PER LAVABO  
MEDIUM SENZA SCARICO**

WASH-BASIN MIXER MEDIUM WITHOUT WASTE  
MITIGEUR POUR LAVABO MEDIUM SANS  
VIDAGE

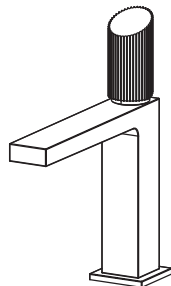


FIN.  
C  
OO|GO|NS|TU  
OS|NE



## PRECISAMENTE

53432



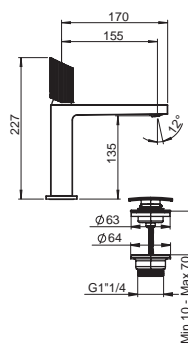
**MISCELATORE MONOCOMANDO PER LAVABO MEDIUM CON SCARICO CLICK CLACK DA 1"1/4**

WASH-BASIN MIXER MEDIUM WITH 1"1/4 CLICK CLACK WASTE

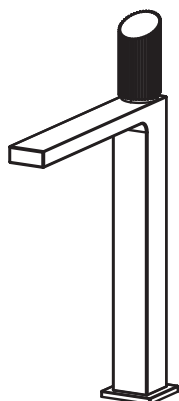
MITIGEUR POUR LAVABO MEDIUM AVEC VIDAGE CLICK CLACK

FIN.

C  
OO|GO|NS|TU  
OS|NE



53460



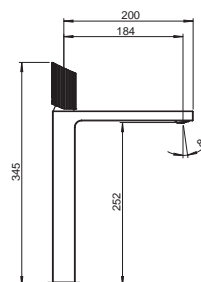
**MISCELATORE MONOCOMANDO PER LAVABO ALTO SENZA SCARICO**

WASH-BASIN MIXER TALL WITHOUT WASTE

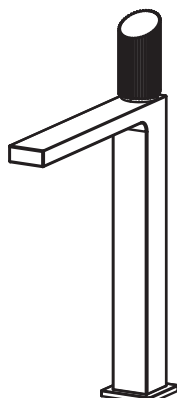
MITIGEUR POUR LAVABO HAUT SANS VIDAGE

FIN.

C  
OO|GO|NS|TU  
OS|NE



53462



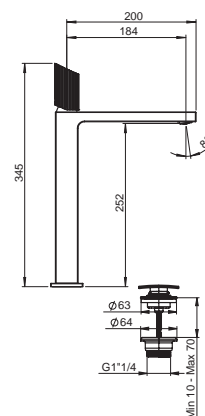
**MISCELATORE MONOCOMANDO PER LAVABO ALTO CON SCARICO CLICK CLACK DA 1"1/4**

WASH-BASIN MIXER TALL WITH 1"1/4 CLICK CLACK WASTE

MITIGEUR POUR LAVABO HAUT AVEC VIDAGE CLICK CLACK

FIN.

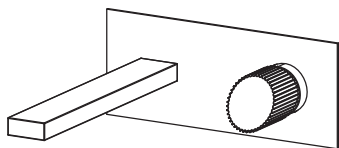
C  
OO|GO|NS|TU  
OS|NE





## ■ PRECISAMENTE

### EST-53350-180



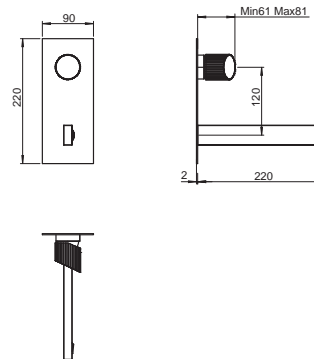
#### SET ESTERNO PER MISCELATORE PER LAVABO DA INCASSO A PARETE SENZA SCARICO

EXTERNAL SET FOR CONCEALED WASH-BASIN MIXER WITHOUT WASTE

SET EXTERNE POUR MITIGEUR ENCASTRÉ POUR LAVABO SANS VIDAGE

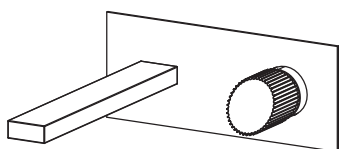
FIN.

C  
OO|GO|NS|TU  
OS|NE



PER/FOR/POUR  
INC-350/360-BOX-180

### EST-53352-180



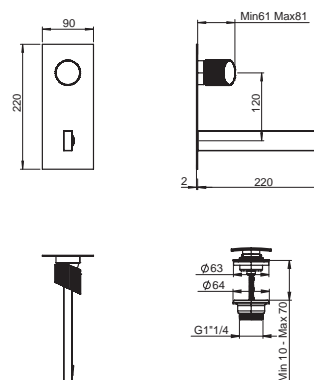
#### SET ESTERNO PER MISCELATORE PER LAVABO DA INCASSO A PARETE CON SCARICO CLICK CLACK DA 1"1/4

EXTERNAL SET FOR CONCEALED WASH-BASIN MIXER WITH 1"1/4 CLICK CLACK WASTE

SET EXTERNE POUR MITIGEUR ENCASTRÉ POUR LAVABO AVEC VIDAGE CLICK CLACK 1"1/4

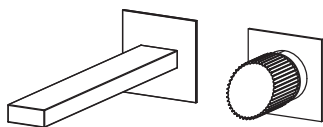
FIN.

C  
OO|GO|NS|TU  
OS|NE



PER/FOR/POUR  
INC-350/360-BOX-180

### EST-53360-180



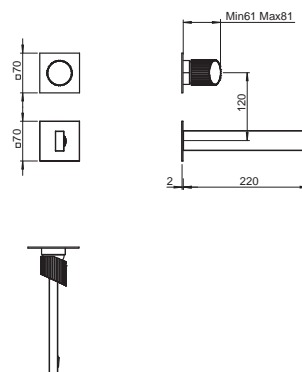
#### SET ESTERNO PER MISCELATORE PER LAVABO DA INCASSO A PARETE SENZA SCARICO

EXTERNAL SET FOR CONCEALED WASH-BASIN MIXER WITHOUT WASTE

SET EXTERNE POUR MITIGEUR ENCASTRÉ POUR LAVABO SANS VIDAGE

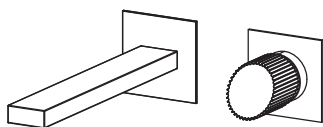
FIN.

C  
OO|GO|NS|TU  
OS|NE



PER/FOR/POUR  
INC-350/360-BOX-180

### EST-53362-180



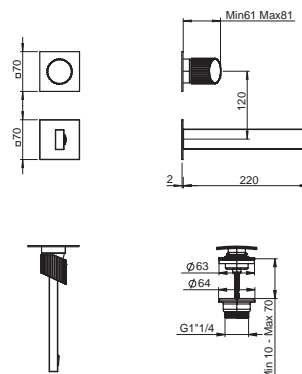
#### SET ESTERNO PER MISCELATORE PER LAVABO DA INCASSO A PARETE CON SCARICO CLICK CLACK DA 1"1/4

EXTERNAL SET FOR CONCEALED WASH-BASIN MIXER WITH 1"1/4 CLICK CLACK WASTE

SET EXTERNE POUR MITIGEUR ENCASTRÉ POUR LAVABO AVEC BOX AVEC VIDAGE CLICK CLACK 1"1/4

FIN.

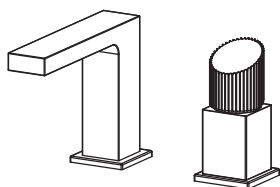
C  
OO|GO|NS|TU  
OS|NE



PER/FOR/POUR  
INC-350/360-BOX-180

## PRECISAMENTE

53480



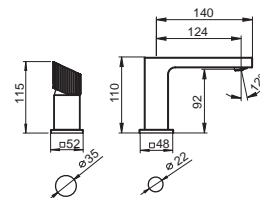
### MISCELATORE MONOCOMANDO PER LAVABO CON COMANDO REMOTO SENZA SCARICO

WASH-BASIN MIXER WITH REMOTE CONTROL WITHOUT WASTE

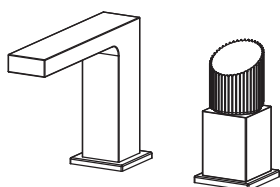
MITIGEUR POUR LAVABO AVEC CONTROLE LATERAL SANS VIDAGE

FIN.

C  
OO|GO|NS|TU  
OS|NE



53482



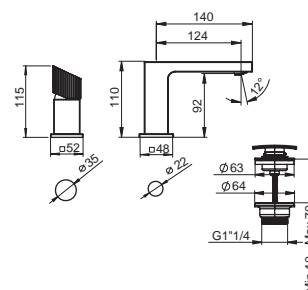
### MISCELATORE MONOCOMANDO PER LAVABO CON COMANDO REMOTO CON SCARICO CLICK CLACK DA 1"1/4

WASH-BASIN MIXER WITH REMOTE CONTROL WITH 1"1/4 CLICK CLACK WASTE

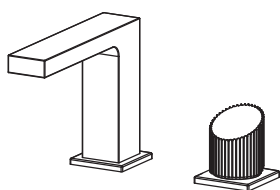
MITIGEUR POUR LAVABO AVEC CONTROLE LATERAL AVEC VIDAGE CLICK CLACK 1"1/4

FIN.

C  
OO|GO|NS|TU  
OS|NE



53580



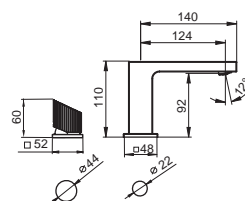
### MISCELATORE MONOCOMANDO PER LAVABO CON COMANDO REMOTO SENZA SCARICO

WASH-BASIN MIXER WITH REMOTE CONTROL WITHOUT WASTE

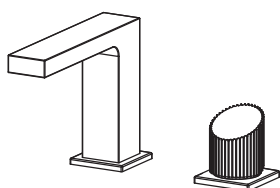
MITIGEUR POUR LAVABO AVEC CONTROLE LATERAL SANS VIDAGE

FIN.

C  
OO|GO|NS|TU  
OS|NE



53582



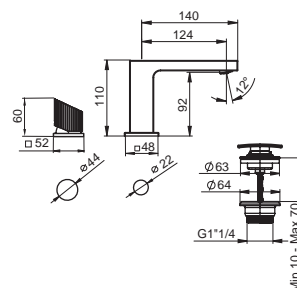
### MISCELATORE MONOCOMANDO PER LAVABO CON COMANDO REMOTO CON SCARICO CLICK CLACK DA 1"1/4

WASH-BASIN MIXER WITH REMOTE CONTROL WITH 1"1/4 CLICK CLACK WASTE

MITIGEUR POUR LAVABO AVEC CONTROLE LATERAL AVEC VIDAGE CLICK CLACK 1"1/4

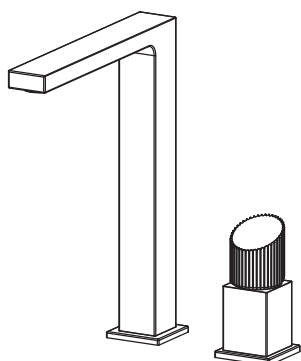
FIN.

C  
OO|GO|NS|TU  
OS|NE



## PRECISAMENTE

53490



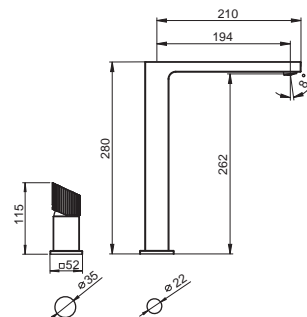
**MISCELATORE MONOCOMANDO PER LAVABO ALTO  
CON COMANDO REMOTO SENZA SCARICO**

WASH-BASIN MIXER TALL WITH REMOTE CONTROL  
WITHOUT WASTE

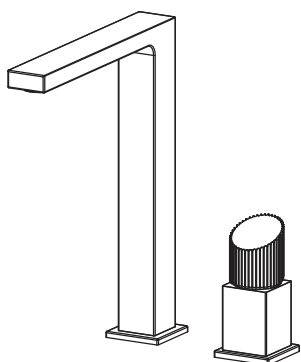
MITIGEUR POUR LAVABO HAUT AVEC CONTROLE  
LATERAL SANS VIDAGE

FIN.

C  
OO|GO|NS|TU  
OS|NE



53492



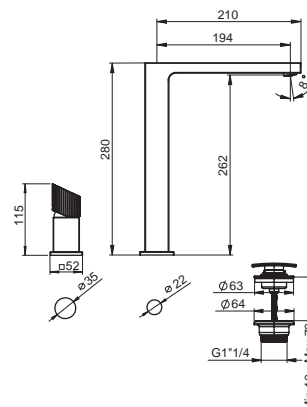
**MISCELATORE MONOCOMANDO PER LAVABO ALTO  
CON COMANDO REMOTO CON SCARICO  
CLICK DA 1"1/4**

WASH-BASIN MIXER TALL WITH REMOTE CONTROL  
WITH 1"1/4 CLICK CLACK WASTE

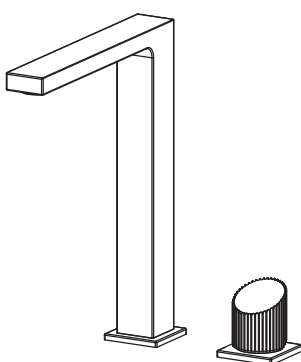
MITIGEUR POUR LAVABO HAUT AVEC CONTROLE  
LATERAL AVEC VIDAGE CLICK CLACK 1"1/4

FIN.

C  
OO|GO|NS|TU  
OS|NE



53590



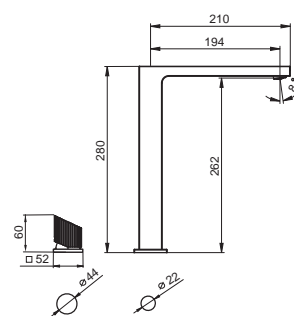
**MISCELATORE MONOCOMANDO PER LAVABO ALTO  
CON COMANDO REMOTO SENZA SCARICO**

WASH-BASIN MIXER TALL WITH REMOTE CONTROL  
WITHOUT WASTE

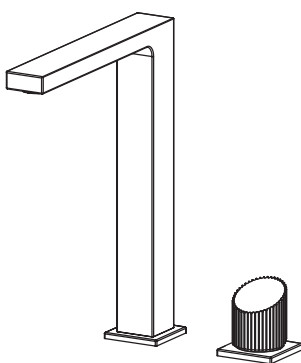
MITIGEUR POUR LAVABO HAUT AVEC CONTROLE  
LATERAL SANS VIDAGE

FIN.

C  
OO|GO|NS|TU  
OS|NE



53592



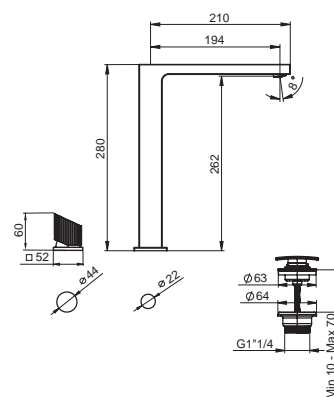
**MISCELATORE MONOCOMANDO PER LAVABO ALTO  
CON COMANDO REMOTO CON SCARICO  
CLICK DA 1"1/4**

WASH-BASIN MIXER TALL WITH REMOTE CONTROL  
WITH 1"1/4 CLICK CLACK WASTE

MITIGEUR POUR LAVABO HAUT AVEC CONTROLE  
LATERAL AVEC VIDAGE CLICK CLACK 1"1/4

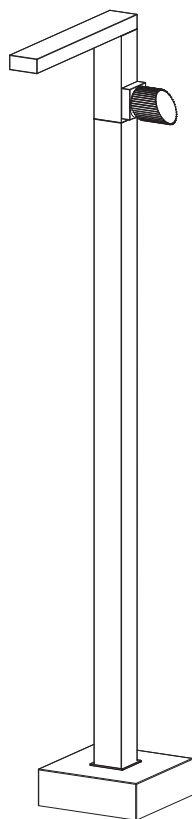
FIN.

C  
OO|GO|NS|TU  
OS|NE



## PRECISAMENTE

53330

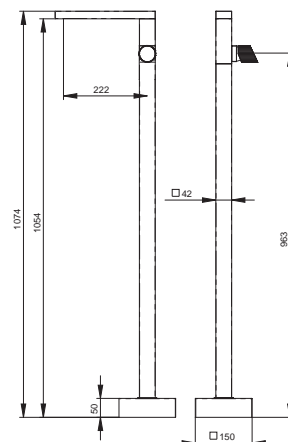


**MISCELATORE MONOCOMANDO PER LAVABO A PAVIMENTO SENZA SCARICO**

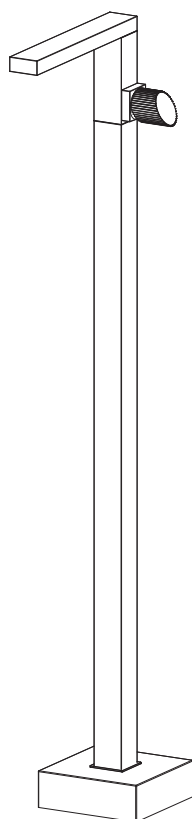
FLOOR WASH-BASIN MIXER WITHOUT WASTE  
MITIGEUR POUR LAVABO SUR PIED SANS VIDAGE

FIN.

C  
OO|GO|NS|TU  
OS|NE



53332

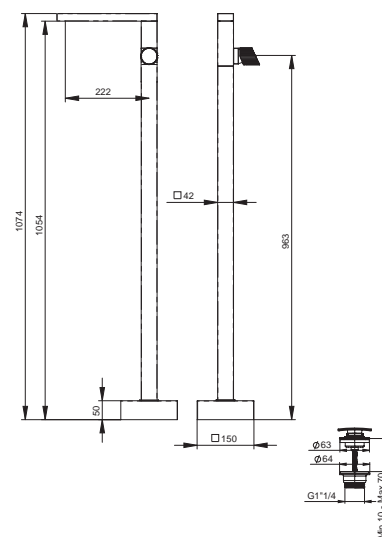


**MISCELATORE MONOCOMANDO PER LAVABO A PAVIMENTO CON SCARICO CLICK CLACK DA 1\"/>**

FLOOR WASH-BASIN MIXER WITH 1\"/>

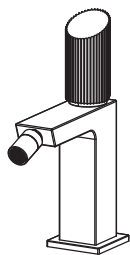
FIN.

C  
OO|GO|NS|TU  
OS|NE



## PRECISAMENTE

53510

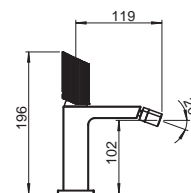


### MISCELATORE MONOCOMANDO PER BIDET SENZA SCARICO

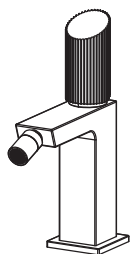
BIDET MIXER WITHOUT WASTE  
MITIGEUR POUR BIDET SANS VIDAGE

FIN.

C  
OO|GO|NS|TU  
OS|NE



53512

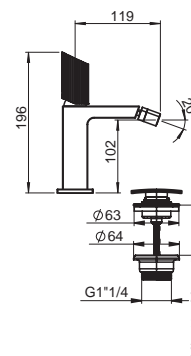


### MISCELATORE MONOCOMANDO PER BIDET CON SCARICO CLICK CLACK DA 1 1/4

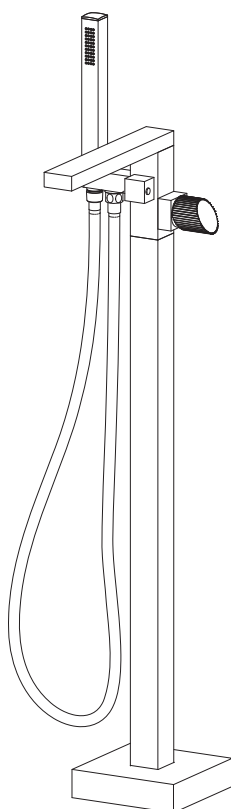
BIDET MIXER WITH 1 1/4 CLICK CLACK WASTE  
MITIGEUR POUR BIDET AVEC VIDAGE CLICK CLACK 1 1/4

FIN.

C  
OO|GO|NS|TU  
OS|NE



141053-180

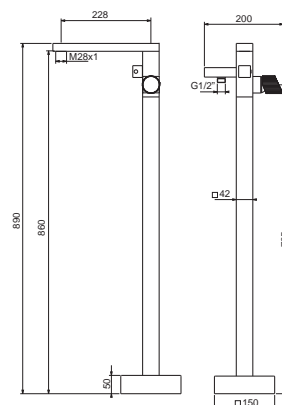


### MISCELATORE MONOCOMANDO PER VASCA A PAVIMENTO

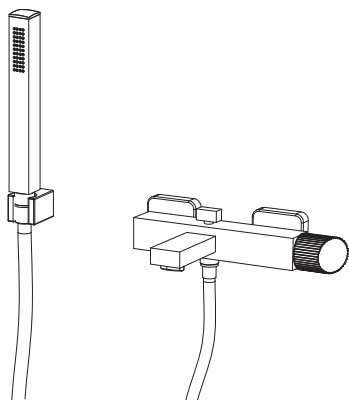
FLOOR MOUNTED BATH MIXER  
MITIGEUR POUR BAIN SUR PIED

FIN.

C  
OO|GO|NS|TU  
OS|NE



### 53100



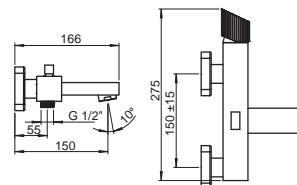
#### MISCELATORE MONOCOMANDO PER VASCA ESTERNO CON FLESSIBILE E DOCCETTA

EXTERNAL BATH MIXER WITH FLEXIBLE HOSE AND HAND SHOWER

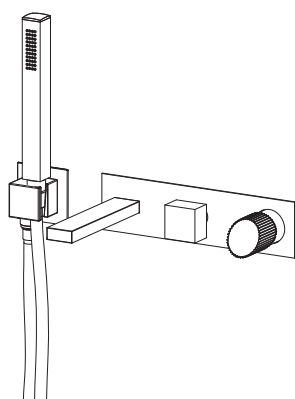
SET EXTERNE POUR MITIGEUR BAIN DOUCHE EXTÉRIEUR AVEC FLEXIBLE ET DOUCHETTE

FIN.

C  
OO|GO|NS|TU  
OS|NE



### EST-53150-180



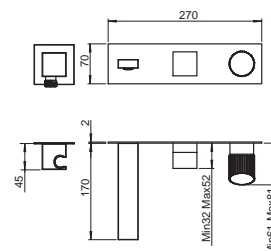
#### SET ESTERNO PER MISCELATORE MONOCOMANDO PER VASCA INCASSO

EXTERNAL SET FOR CONCEALED BATH MIXER

SET EXTERNE POUR MITIGEUR BAIN DOUCHE ENCASTRÉ

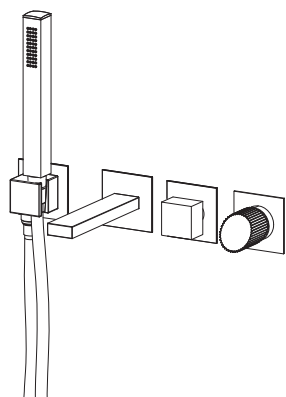
FIN.

C  
OO|GO|NS|TU  
OS|NE



PER/FOR/POUR  
INC-150/155-180

### EST-53155-180



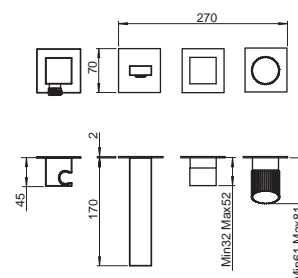
#### SET ESTERNO PER MISCELATORE MONOCOMANDO PER VASCA INCASSO

EXTERNAL SET FOR CONCEALED BATH MIXER

SET EXTERNE POUR MITIGEUR BAIN DOUCHE ENCASTRÉ

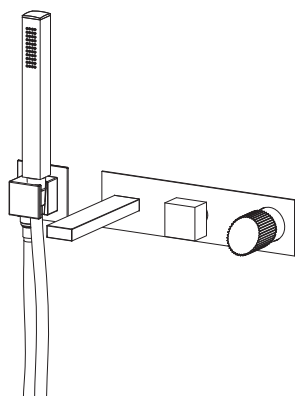
FIN.

C  
OO|GO|NS|TU  
OS|NE



PER/FOR/POUR  
INC-150/155-180

### EST-53160-180



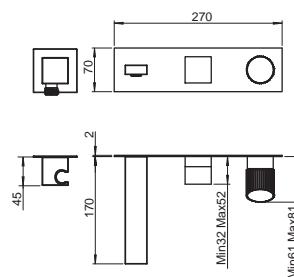
#### SET ESTERNO PER MISCELATORE MONOCOMANDO PER VASCA INCASSO 3 VIE

EXTERNAL SET FOR CONCEALED 3 WAYS BATH MIXER

SET EXTERNE POUR MITIGEUR BAIN DOUCHE ENCASTRÉ 3 SORTIES

FIN.

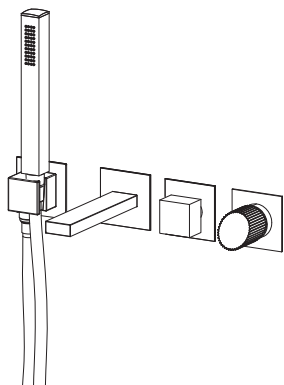
C  
OO|GO|NS|TU  
OS|NE



PER/FOR/POUR  
INC-160/165-180

## PRECISAMENTE

### EST-53165-180

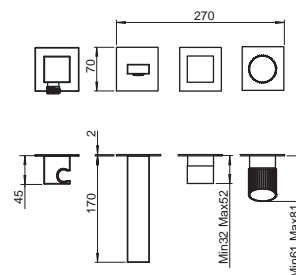


#### SET ESTERNO PER MISCELATORE MONOCOMANDO PER VASCA INCASSO 3 VIE

EXTERNAL SET FOR CONCEALED 3 WAYS BATH MIXER  
SET EXTERNE POUR MITIGEUR BAIN DOUCHE ENCASTRÉ 3 SORTIES

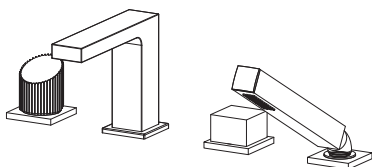
FIN.

C  
OO|GO|NS|TU  
OS|NE



PER/FOR/POUR  
INC-160/165-180

### 121453

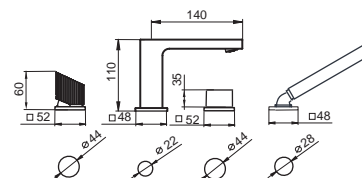


#### MISCELATORE MONOCOMANDO BORDO VASCA

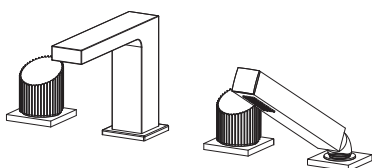
DECK MOUNTED BATH MIXER  
MITIGEUR POUR BAIN SUR GORGE

FIN.

C  
OO|GO|NS|TU  
OS|NE



### 122253

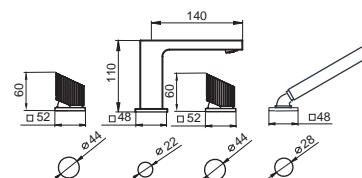


#### MISCELATORE A DOPPIO COMANDO PER BORDO VASCA

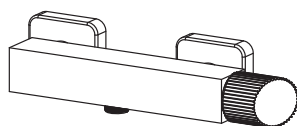
DECK MOUNTED 2 HANDLES BATH MIXER  
MELANGEUR POUR BAIN SUR GORGE

FIN.

C  
OO|GO|NS|TU  
OS|NE



### 53300

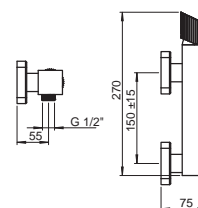
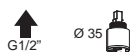


#### MISCELATORE MONOCOMANDO PER DOCCIA ESTERNO

EXTERNAL SHOWER MIXER  
MITIGEUR DOUCHE EXTERIÉUR

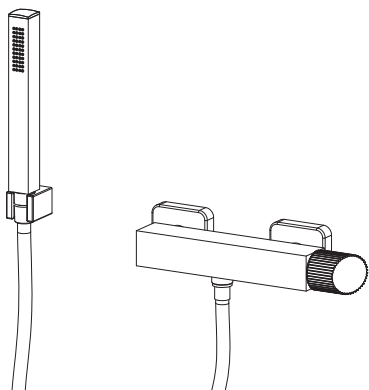
FIN.

C  
OO|GO|NS|TU  
OS|NE



## PRECISAMENTE

53310



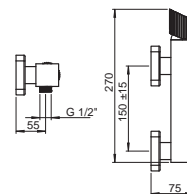
### MISCELATORE MONOCOMANDO PER DOCCIA ESTERNO CON FLESSIBILE E DOCCETTA

EXTERNAL SHOWER MIXER WITH FLEXIBLE HOSE AND HAND SHOWER

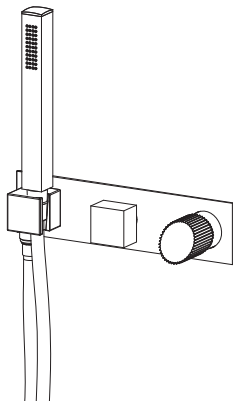
MITIGEUR DOUCHE EXTERIEUR AVEC FLEXIBLE ET DOUCHETTE

FIN.

C  
OO|GO|NS|TU  
OS|NE



EST-53220-180



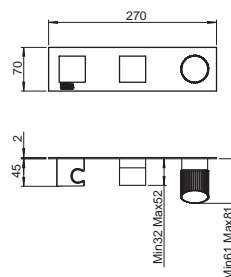
### SET ESTERNO PER MISCELATORE MONOCOMANDO PER DOCCIA INCASSO CON FLESSIBILE E DOCCETTA

EXTERNAL SET FOR BUILT-IN SHOWER MIXER WITH FLEXIBLE HOSE AND HAND SHOWER

SET EXTERNE POUR MITIGEUR DOUCHE ENCASTRÉ AVEC FLEXIBLE ET DOUCHETTE

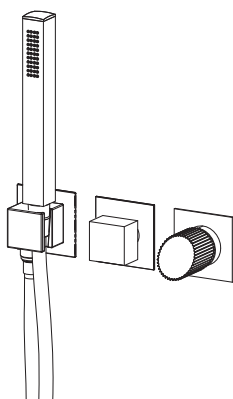
FIN.

C  
OO|GO|NS|TU  
OS|NE



PER/FOR/POUR  
INC-220/225-180

EST-53225-180



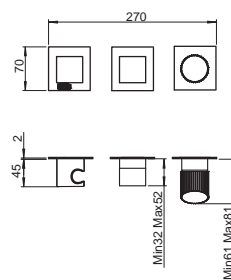
### SET ESTERNO PER MISCELATORE MONOCOMANDO PER DOCCIA INCASSO CON FLESSIBILE E DOCCETTA

EXTERNAL SET FOR BUILT-IN SHOWER MIXER WITH FLEXIBLE HOSE AND HAND SHOWER

SET EXTERNE POUR MITIGEUR DOUCHE ENCASTRÉ AVEC FLEXIBLE ET DOUCHETTE

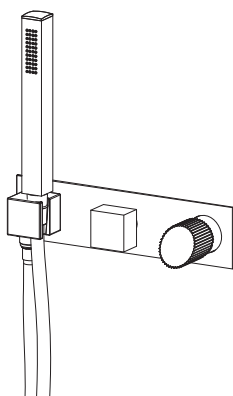
FIN.

C  
OO|GO|NS|TU  
OS|NE



PER/FOR/POUR  
INC-220/225-180

EST-53240-180



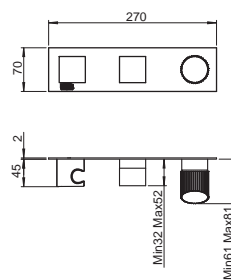
### SET ESTERNO PER MISCELATORE MONOCOMANDO PER DOCCIA INCASSO 3 VIE CON FLESSIBILE ED OCCETTA

EXTERNAL SET FOR BUILT-IN 3 WAYS SHOWER MIXER WITH FLEXIBLE HOSE AND HAND SHOWER

SET EXTERNE POUR MITIGEUR DOUCHE ENCASTRÉ 3 SORTIES AVEC FLEXIBLE ET DOUCHETTE

FIN.

C  
OO|GO|NS|TU  
OS|NE

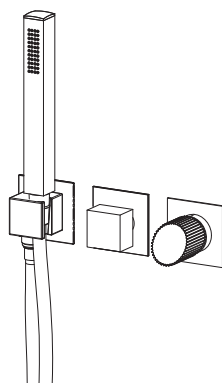


PER/FOR/POUR  
INC-240/245-180



## PRECISAMENTE

### EST-53245-180



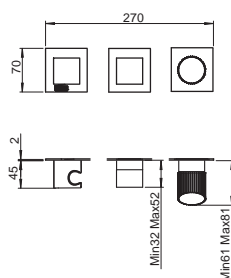
#### SET ESTERNO PER MISCELATORE MONOCOMANDO PER DOCCIA INCASSO 3 VIE CON FLESSIBILE E DOCCETTA

EXTERNAL SET FOR BUILT-IN 3 WAYS SHOWER MIXER WITH FLEXIBLE HOSE AND HAND SHOWER

SET EXTERNE POUR MITIGEUR DOUCHE ENCASTRÉ 3 SORTIES AVEC FLEXIBLE ET DOUCHETTE

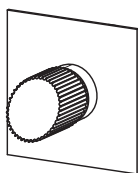
FIN.

C  
OO|GO|NS|TU  
OS|NE



PER/FOR/POUR  
INC-240/245-180

### EST-53250-180



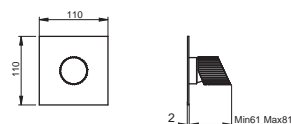
#### SET ESTERNO PER MISCELATORE MONOCOMANDO PER DOCCIA INCASSO 1 VIA

EXTERNAL SET FOR 1 WAY BUILT-IN SHOWER MIXER

SET EXTERNE POUR MITIGEUR DOUCHE ENCASTRÉ 1 SORTIE

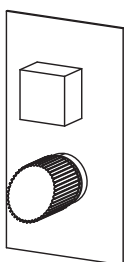
FIN.

C  
OO|GO|NS|TU  
OS|NE



PER/FOR/POUR  
INC-250-BOX-180

### EST-53200-180



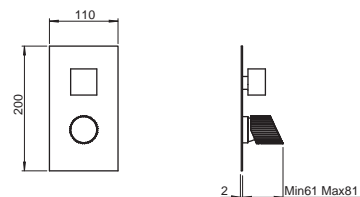
#### SET ESTERNO PER MISCELATORE MONOCOMANDO PER DOCCIA INCASSO 2 VIE

EXTERNAL SET FOR 2 WAYS BUILT-IN SHOWER MIXER

SET EXTERNE POUR MITIGEUR DOUCHE ENCASTRÉ 2 SORTIES

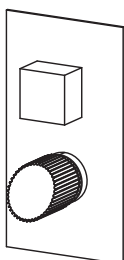
FIN.

C  
OO|GO|NS|TU  
OS|NE



PER/FOR/POUR  
INC-200-BOX-180

### EST-53230-180



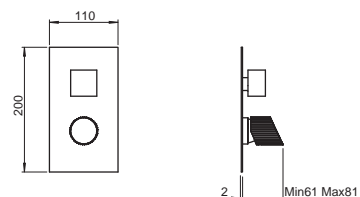
#### SET ESTERNO PER SET ESTERNO PER MISCELATORE MONOCOMANDO PER DOCCIA INCASSO A 3 VIE

EXTERNAL SET FOR EXTERNAL SET FOR CONCEALED 3 WAYS SHOWER MIXER

SET EXTERNE POUR SET EXTERNE POUR MITIGEUR ENCASTRÉ POUR DOUCHE 3 VOIES

FIN.

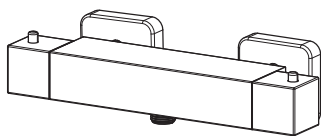
C  
OO|GO|NS|TU  
OS|NE



PER/FOR/POUR  
INC-230-BOX-180

## PRECISAMENTE

165350

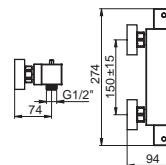


### MISCELATORE TERMOSTATICO PER DOCCIA ESTERNO

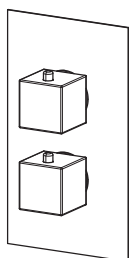
EXTERNAL THERMOSTATIC SHOWER MIXER  
MITIGEUR THERMOSTATIQUE EXTERIEUR POUR DOUCHE

#### FIN.

C  
OO|GO|NS|TU  
OS|NE



EST-53258



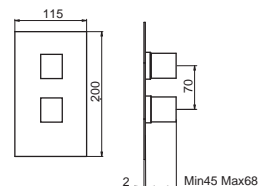
### SET ESTERNO PER MISCELATORE TERMOSTATICO PER DOCCIA INCASSO A 1 VIA

EXTERNAL SET FOR CONCEALED 1 WAY THERMOSTATIC SHOWER MIXER

SET EXTERNE POUR MITIGEUR THERMOSTATIQUE ENCASTRE POUR DOUCHE 1 VOIE

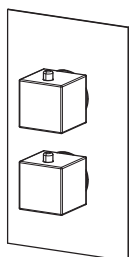
#### FIN.

C  
OO|GO|NS|TU  
OS|NE



PER/FOR/POUR  
INC-258

EST-53208



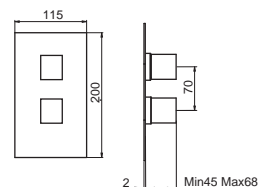
### SET ESTERNO PER MISCELATORE TERMOSTATICO PER DOCCIA INCASSO A 2 VIE

EXTERNAL SET FOR CONCEALED 2 WAYS THERMOSTATIC SHOWER MIXER

SET EXTERNE POUR MITIGEUR THERMOSTATIQUE ENCASTRE POUR DOUCHE 2 VOIES

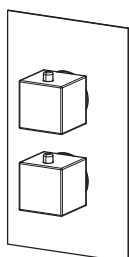
#### FIN.

C  
OO|GO|NS|TU  
OS|NE



PER/FOR/POUR  
INC-208

EST-53238



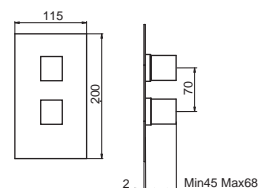
### SET ESTERNO PER MISCELATORE TERMOSTATICO PER DOCCIA INCASSO A 3 VIE

EXTERNAL SET FOR CONCEALED 3 WAYS THERMOSTATIC SHOWER MIXER

SET EXTERNE POUR MITIGEUR THERMOSTATIQUE ENCASTRE POUR DOUCHE 3 VOIES

#### FIN.

C  
OO|GO|NS|TU  
OS|NE



PER/FOR/POUR  
INC-238

## ■ PRECISAMENTE

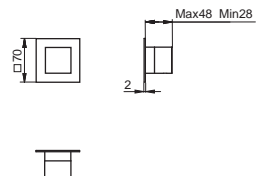
### EST-53340



#### SET ESTERNO PER RUBINETTO D'ARRESTO DA INCASSO

EXTERNAL SET FOR CONCEALED STOPCOCK  
SET EXTERNE POUR ROBINET D'ARRET ENCASTRÉ

FIN.  
C  
OO|GO|NS|TU  
OS|NE



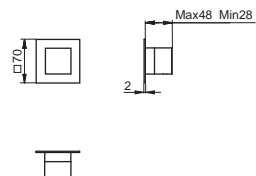
PER/FOR/POUR  
INC-340

### EST-53345



SET ESTERNO PER DEVIATORE DA INCASSO 2 VIE  
EXTERNAL SET FOR CONCEALED 2 WAYS DIVERTER  
SET EXTERNE POUR INVERSEUR ENCASTRÉ 2 VOIES

FIN.  
C  
OO|GO|NS|TU  
OS|NE



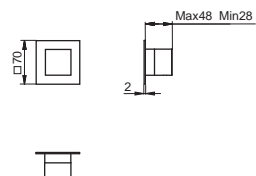
PER/FOR/POUR  
INC-345

### EST-53346



SET ESTERNO PER DEVIATORE DA INCASSO 3 VIE  
EXTERNAL SET FOR CONCEALED 3 WAYS DIVERTER  
SET EXTERNE POUR INVERSEUR ENCASTRÉ 3 VOIES

FIN.  
C  
OO|GO|NS|TU  
OS|NE



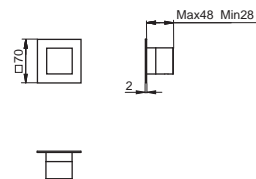
PER/FOR/POUR  
INC-346

### EST-53347



SET ESTERNO PER DEVIATORE DA INCASSO 4 VIE  
EXTERNAL SET FOR CONCEALED 4 WAYS DIVERTER  
SET EXTERNE POUR INVERSEUR ENCASTRÉ 4 VOIES

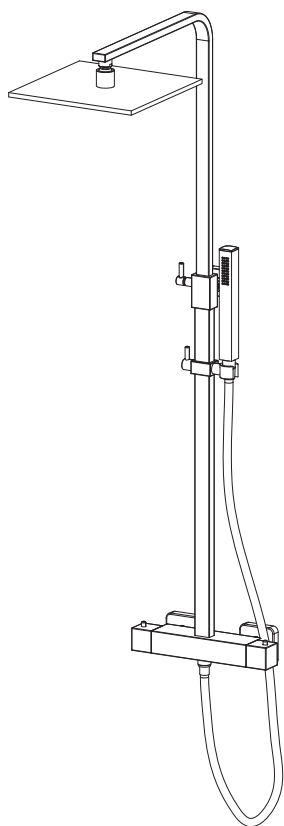
FIN.  
C  
OO|GO|NS|TU  
OS|NE



PER/FOR/POUR  
INC-347

## ■ PRECISAMENTE

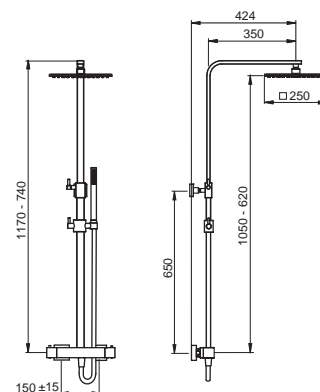
245320



**COLONNA DOCCIA TELESCOPICA QUADRATA CON MISCELATORE TERMOSTATICO, DEVIATORE A 2 VIE, ACCESSORI E SOFFIONE IN OTTONE**

TELESCOPIC SQUARED SHOWER COLUMN WITH THERMOSTATIC MIXER, 2 WAYS DIVERTER, BRASS ACCESSORIES AND SHOWER HEAD

COLONNE DE DOUCHE TÉLESCOPIQUE CARRÉE AVEC MITIGEUR THERMOSTATIQUE, INVERSEUR 2 SORTIES, ACCESSOIRES ET POMME DE DOUCHE EN LAITON

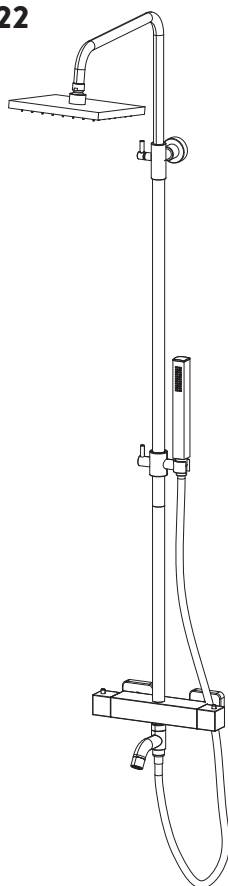


FIN.

C  
OO|GO|NS|TU  
OS|NE



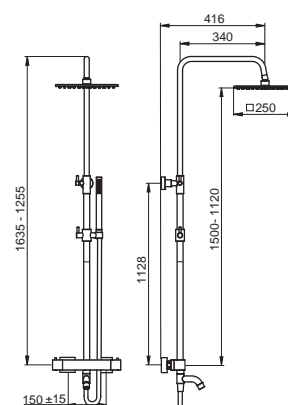
245322



**COLONNA DOCCIA TELESCOPICA QUADRATA CON TUBO TONDO, MISCELATORE TERMOSTATICO, DEVIATORE A 2 VIE, BOCCA VASCA DEVIATRICE, ACCESSORI E SOFFIONE IN OTTONE**

TELESCOPIC SQUARED SHOWER COLUMN WITH ROUND TUBE, THERMOSTATIC MIXER, 2 WAYS DIVERTER, BRASS SHOWER HEAD AND ACCESSORIES AND DIVERTED BATH SPOUT

COLONNE DE DOUCHE TÉLESCOPIQUE CARRÉE AVEC TUBE ROND, MITIGEUR THERMOSTATIQUE, INVERSEUR 2 SORTIES, ACCESSOIRES ET POMME DE DOUCHE EN LAITON BÈC INVERSEUR POUR BAIGNOIRE



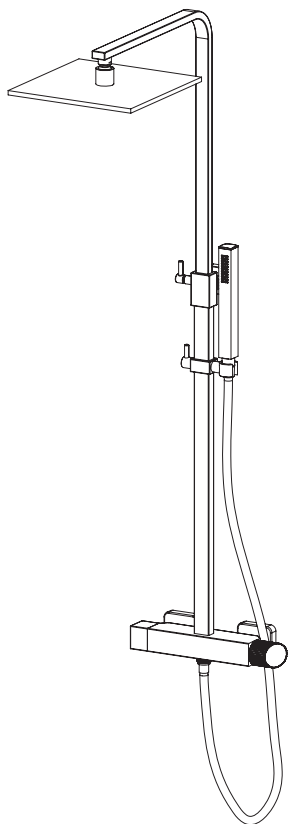
FIN.

C  
OO|GO|NS|TU  
OS|NE



## ■ PRECISAMENTE

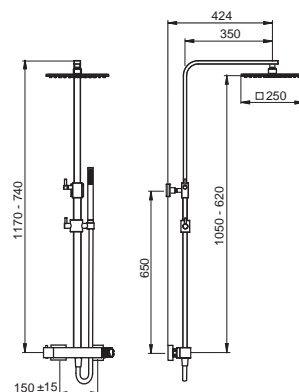
245310



**COLONNA DOCCIA TELESCOPICA QUADRA CON MISCELATORE, DEVIATORE A 2 VIE, ACCESSORI E SOFFIONE IN OTTONE**

TELESCOPIC SQUARED SHOWER COLUMN WITH MIXER, 2 WAYS DIVERTER, BRASS ACCESSORIES AND SHOWER HEAD

COLONNE DE DOUCHE TÉLESCOPIQUE CARRÉE AVEC MITIGEUR, INVERSEUR 2 SORTIES, ACCESSOIRES ET POMME DE DOUCHE EN LAITON

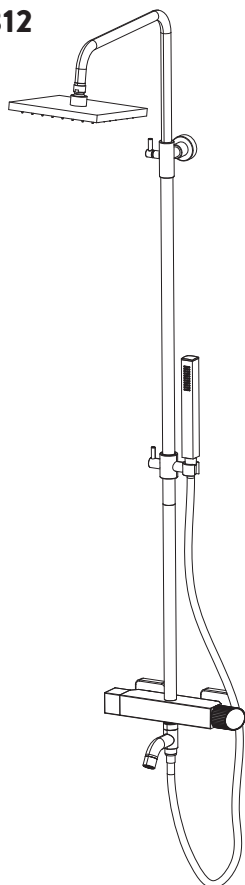


FIN.

C  
OO|GO|NS|TU  
OS|NE



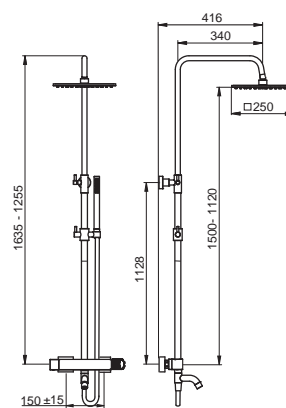
245312



**COLONNA DOCCIA TELESCOPICA QUADRATA CON TUBO TONDO, MISCELATORE, DEVIATORE A 2 VIE, ACCESSORI E SOFFIONE IN OTTONE, BOCCA DEVIATRICE PER VASCA**

TELESCOPIC SQUARED SHOWER COLUMN WITH ROUND TUBE, MIXER, 2 WAYS DIVERTER, BRASS ACCESSORIES AND SHOWER HEAD, DIVERTED BATH SPOUT

COLONNE DE DOUCHE TÉLESCOPIQUE CARRÉE AVEC TUBE ROND, MITIGEUR, INVERSEUR 2 SORTIES, ACCESSOIRES ET POMME DE DOUCHE EN LAITON, BEC INVERSEUR POUR BAIGNOIRE



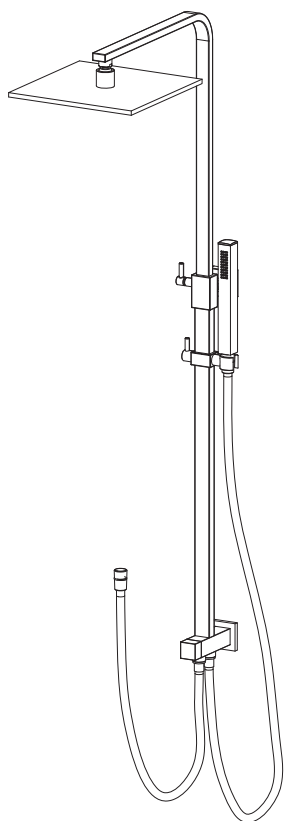
FIN.

C  
OO|GO|NS|TU  
OS|NE



## PRECISAMENTE

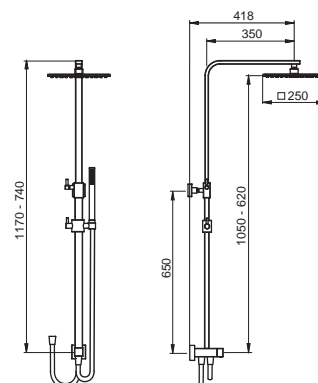
245300



**COLONNA DOCCIA TELESCOPICA QUADRATA  
SENZA MISCELATORE CON DEVIATORE A 2 VIE,  
ACCESSORI E SOFFIONE IN OTTONE**

TELESCOPIC SQUARED SHOWER COLUMN WITHOUT  
MIXER, 2 WAYS DIVERTER AND BRASS SHOWER  
HEAD AND ACCESSORIES

COLONNE DE DOUCHE TÉLESCOPIQUE CARRÉE  
SANS MITIGEUR, AVEC INVERSEUR 2 SORTIES,  
ACCESSOIRES ET POMME DE DOUCHE EN LAITON

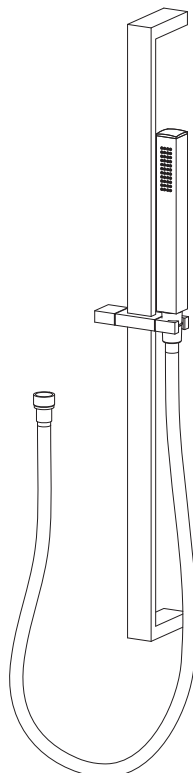


FIN.

C  
OO|GO|NS|TU  
OS|NE



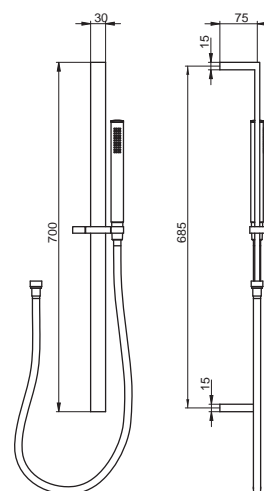
S203



**SALISCENDI MINIMALE QUADRATO IN OTTONE CON  
ACCESSORI**

MINIMAL BRASS SQUARED SHOWER BAR WITH  
ACCESSORIES

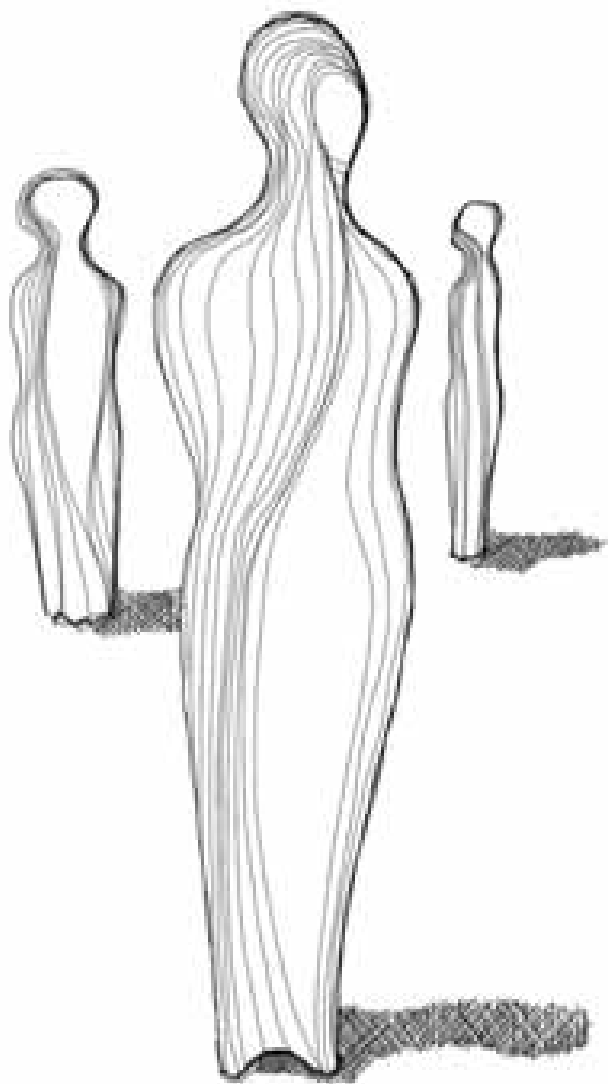
BARRE DE DOUCHE MINIMAL CARRÉE EN LAITON  
AVEC ACCESSORIES



FIN.

C  
OO|GO|NS|TU  
OS|NE





*Luciano Galimberti*

## SENSUALMENTE

---

**Accarezzare un sasso levigato dal mare: nessuno spigolo, superficie morbida, con le dita che scorrono su un sentiero che finisce dove è iniziato, senza soluzione di continuità e senza una gerarchia precostituita di punti o riferimenti.**

Lo scultore Henry Moore per tutta la vita ha tentato di riprodurre queste emozioni su pietre che sembrano levigate dalla natura. Le emozioni non si accordano con l'ordine fisso, e anche la sensualità non sfugge a questa regola. La sensualità è movimento, la sensualità ci invita al movimento. Le emozioni che ci dà la sensualità spesso sono contraddittorie, sono emozioni in bilico tra gli opposti, in bilico tra la ricerca del piacere e le regole della consuetudine, tra la stabile ragione e l'ondivaga passione.

**Caressing a stone smoothed by the sea, one realizes that it has no edges. With fingers running along a path that ends where it began, without a solution of continuity and with no pre-established hierarchy of points or references, it is a smooth surface.**

Sculptor Henry Moore spent his life trying to replicate these emotions on stones that seem polished by nature. Emotions do not fit into a fixed order, and sensuality does not escape this rule. Sensuality is movement, and it invites us to move. Sensuality's emotions are often contradictory; they are emotions poised between opposites, between the search for pleasure and the rules of custom, and between stable reason and wandering passion.

**Caresser une pierre polie par la mer: aucun bord tranchant, surface douce, avec des doigts qui ils coulent sur un chemin qui se termine là où il a commencé, de manière transparente et sans hiérarchie préétabli des points ou des références.**


Le sculpteur Henry Moore a tenté de reproduire pour toute sa vie ces émotions sur des pierres qui semblent lissées par la nature. Les émotions ne s'accordent pas avec l'ordre fixé, et même la sensualité n'échappe pas à cette règle. La sensualité est mouvement, la sensualité nous invite au mouvement. Les émotions qui nous procure souvent la sensualité elles sont contradictoires, ce sont des émotions en équilibre entre des opposés, en équilibre entre la recherche du plaisir et les règles du coutume, entre la raison et la passion vacillante.















■ EMOZIONI DA TOCCARE | **SENSUALMENTE**

54400  
54402



54450  
54452



EST-54350-180  
EST-54352-180



EST-54360-180  
EST-54362-180



54480  
54482



54580  
54582



54490  
54492



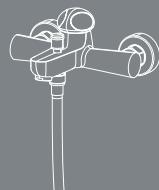
54590  
54592



54500  
54502



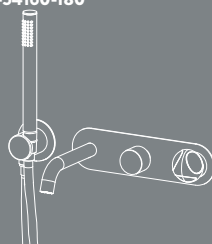
54100



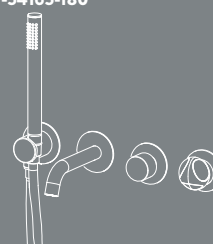
141054-180



EST-54150-180  
EST-54160-180



EST-54155-180  
EST-54165-180



121454



122254



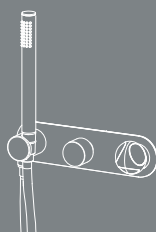
54300-180



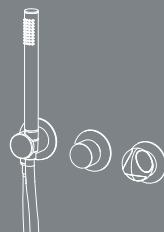
54310-180



EST-54220-180  
EST-54240-180



EST-54225-180  
EST-54245-180



EST-54250-180



EST-54200-180  
EST-54230-180



165440



EST-54258  
EST-54208  
EST-54238

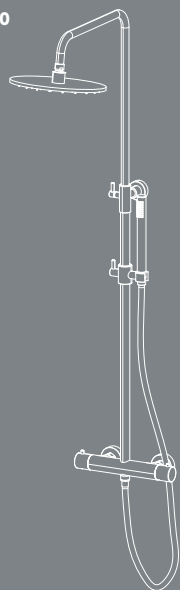


EST-54340  
EST-54345  
EST-54346  
EST-54347

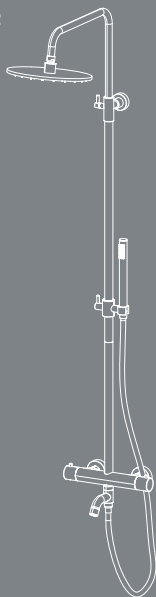


■ EMOZIONI DA TOCCARE | **SENSUALMENTE**

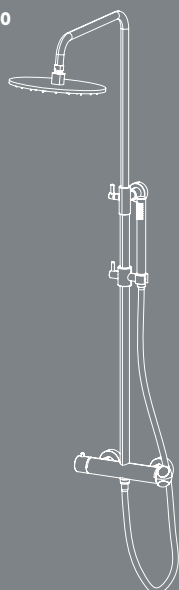
245420



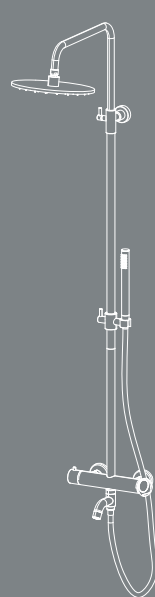
245422




245410



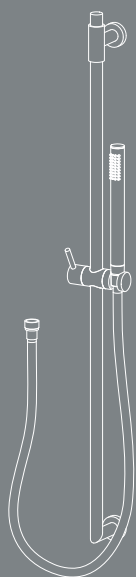
245412



245400



S200





## ■ SENSUALMENTE

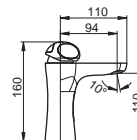
**54400**



**MISCELATORE MONOCOMANDO PER LAVABO SENZA SCARICO**

WASH-BASIN MIXER WITHOUT WASTE  
MITIGEUR POUR LAVABO SANS VIDAGE

**FIN.**  
C  
NO  
OO|GO|NS  
NE



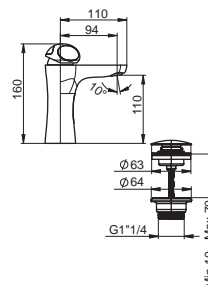
**54402**



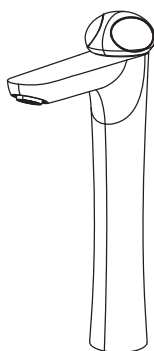
**MISCELATORE MONOCOMANDO PER LAVABO CON SCARICO CLICK CLACK DA 1 1/4**

WASH-BASIN MIXER WITH 1 1/4 CLICK CLACK WASTE  
MITIGEUR POUR LAVABO AVEC VIDAGE CLICK CLACK 1 1/4

**FIN.**  
C  
NO  
OO|GO|NS  
NE



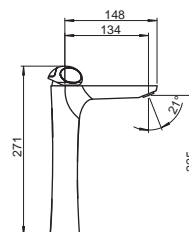
**54450**



**MISCELATORE MONOCOMANDO PER LAVABO ALTO SENZA SCARICO**

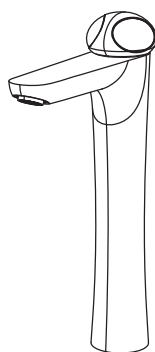
WASH-BASIN MIXER TALL WITHOUT WASTE  
MITIGEUR POUR LAVABO HAUT SANS VIDAGE

**FIN.**  
C  
NO  
OO|GO|NS  
NE



■ **SENSUALMENTE**

**54452**



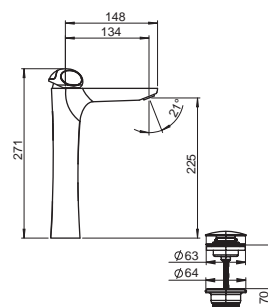
**MISCELATORE MONOCOMANDO PER LAVABO ALTO  
CON SCARICO CLICK CLACK DA 1"1/4**

WASH-BASIN MIXER TALL WITH 1"1/4 CLICK CLACK  
WASTE

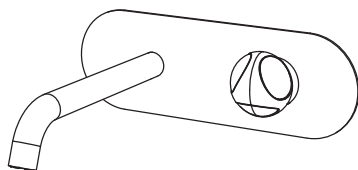
MITIGEUR POUR LAVABO HAUTE AVEC VIDAGE CLICK  
CLACK 1"1/4

**FIN.**

C  
NO  
OO|GO|NS  
NE



**EST-54350-180**



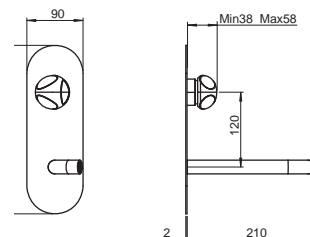
**SET ESTERNO PER MISCELATORE MONOCOMANDO  
PER LAVABO DA INCASSO A PARETE SENZA SCARICO**

EXTERNAL SET FOR CONCEALED WASH-BASIN MIXER  
WITHOUT WASTE

SET EXTERNE POUR MITIGEUR ENCASTRÉ POUR  
LAVABO

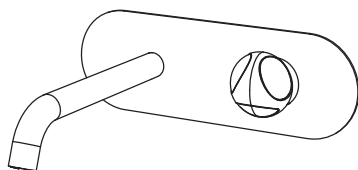
**FIN.**

C  
NO  
OO|GO|NS  
NE



PER/FOR/POUR  
**INC-350/360-BOX-180**

**EST-54352-180**



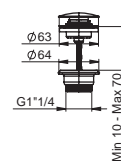
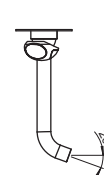
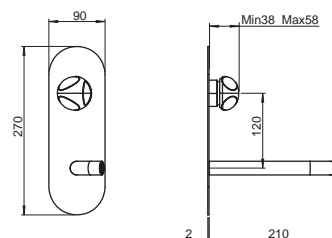
**SET ESTERNO PER MISCELATORE MONOCOMANDO  
PER LAVABO DA INCASSO A PARETE CON SCARICO  
CLICK CLACK DA 1"1/4**

EXTERNAL SET FOR CONCEALED WASH-BASIN MIXER  
WITH 1"1/4 CLICK CLACK WASTE

SET EXTERNE POUR MITIGEUR ENCASTRÉ POUR  
LAVABO AVEC VIDAGE CLICK CLACK 1"1/4

**FIN.**

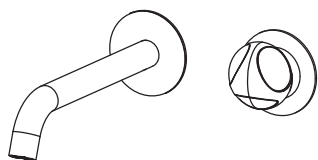
C  
NO  
OO|GO|NS  
NE



PER/FOR/POUR  
**INC-350/360-BOX-180**

## ■ SENSUALMENTE

### EST-54360-180

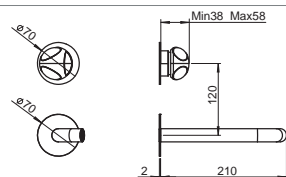


#### SET ESTERNO PER MISCELATORE MONOCOMANDO PER LAVABO DA INCASSO A PARETE SENZA SCARICO

EXTERNAL SET FOR CONCEALED WASH-BASIN MIXER  
WITHOUT WASTE

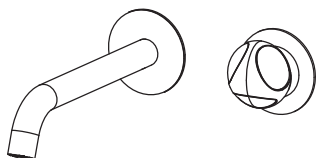
SET EXTERNE POUR MITIGEUR ENCASTRÉ POUR  
LAVABO

FIN.  
C  
NO  
OO|GO|NS  
NE



PER/FOR/POUR  
INC-350/360-BOX-180

### EST-54362-180

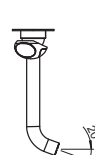
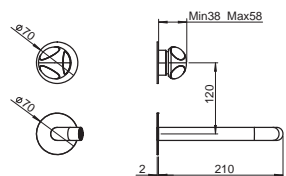


#### SET ESTERNO PER MISCELATORE MONOCOMANDO PER LAVABO DA INCASSO A PARETE CON SCARICO CLICK CLACK DA 1"1/4

EXTERNAL SET FOR CONCEALED WASH-BASIN  
MIXER WITH 1"1/4 CLICK CLACK WASTE

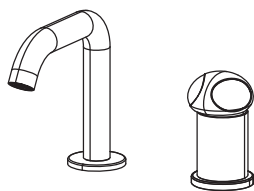
SET EXTERNE POUR MITIGEUR ENCASTRÉ POUR  
LAVABO AVEC VIDAGE CLICK CLACK 1"1/4

FIN.  
C  
NO  
OO|GO|NS  
NE



PER/FOR/POUR  
INC-350/360-BOX-180

### 54480

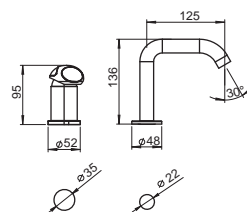


#### MISCELATORE MONOCOMANDO PER LAVABO CON COMANDO REMOTO SENZA SCARICO

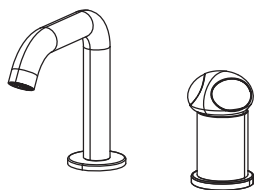
WASH-BASIN MIXER WITH REMOTE CONTROL  
WITHOUT WASTE

MITIGEUR POUR LAVABO AVEC CONTROLE LATÉRAL  
SANS VIDAGE

FIN.  
C  
NO  
OO|GO|NS  
NE



### 54482

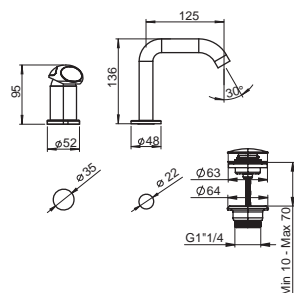


#### MISCELATORE MONOCOMANDO PER LAVABO CON COMANDO REMOTO CON SCARICO CLICK CLACK DA 1"1/4

WASH-BASIN MIXER WITH REMOTE CONTROL AND  
1"1/4 CLICK CLACK WASTE

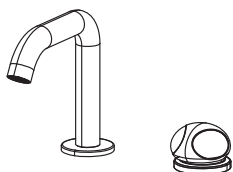
MITIGEUR POUR LAVABO AVEC CONTROLE LATÉRAL  
AVEC VIDAGE CLICK CLACK 1"1/4

FIN.  
C  
NO  
OO|GO|NS  
NE



## ■ SENSUALMENTE

54580



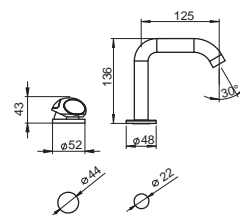
### MISCELATORE MONOCOMANDO PER LAVABO CON COMANDO REMOTO SENZA SCARICO

WASH-BASIN MIXER WITH REMOTE CONTROL WITHOUT WASTE

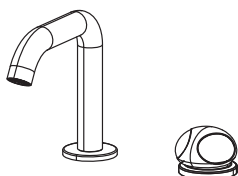
MITIGEUR POUR LAVABO AVEC CONTROLE LATÉRAL SANS VIDAGE

FIN.

C  
NO  
OO|GO|NS  
NE



54582



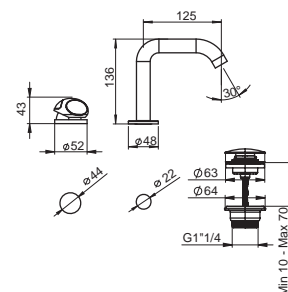

### MISCELATORE MONOCOMANDO PER LAVABO CON COMANDO REMOTO CON SCARICO CLICK CLACK DA 1"1/4

WASH-BASIN MIXER WITH REMOTE CONTROL AND 1"1/4 CLICK CLACK WASTE

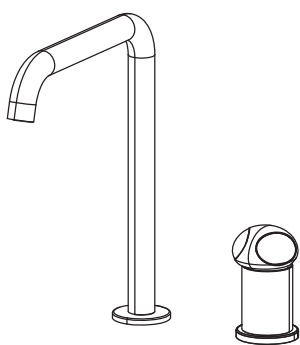
MITIGEUR POUR LAVABO AVEC CONTROLE LATÉRAL AVEC VIDAGE CLICK CLACK 1"1/4

FIN.

C  
NO  
OO|GO|NS  
NE



54490



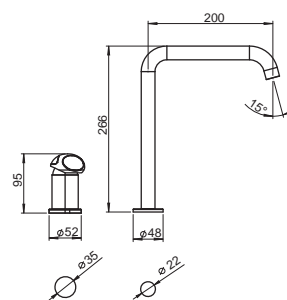
### MISCELATORE MONOCOMANDO PER LAVABO ALTO CON COMANDO REMOTO SENZA SCARICO

WASH-BASIN MIXER TALL WITH REMOTE CONTROL WITHOUT WASTE

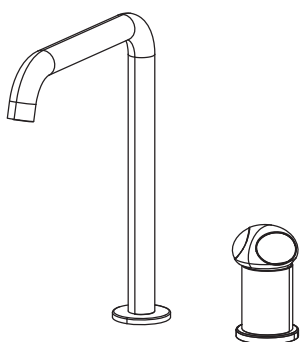
MITIGEUR POUR LAVABO HAUTE AVEC CONTROLE LATÉRAL SANS VIDAGE

FIN.

C  
NO  
OO|GO|NS  
NE



54492



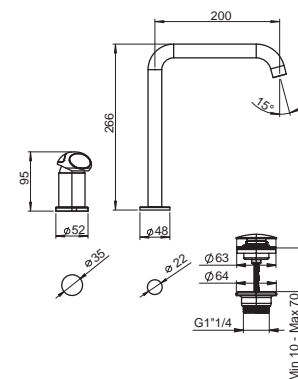
### MISCELATORE MONOCOMANDO PER LAVABO ALTO CON COMANDO REMOTO CON SCARICO CLICK CLACK DA 1"1/4

WASH-BASIN MIXER TALL WITH REMOTE CONTROL AND 1"1/4 CLICK CLACK WASTE

MITIGEUR POUR LAVABO HAUTE AVEC CONTROLE LATÉRAL AVEC VIDAGE CLICK CLACK 1"1/4

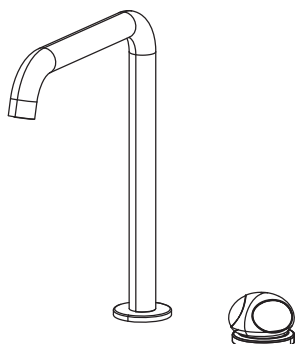
FIN.

C  
NO  
OO|GO|NS  
NE



## ■ SENSUALMENTE

54590



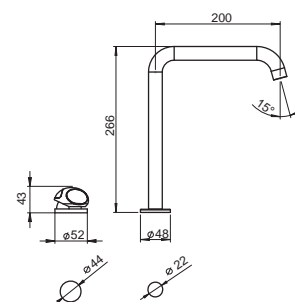
### MISCELATORE MONOCOMANDO PER LAVABO ALTO CON COMANDO REMOTO SENZA SCARICO

WASH-BASIN MIXER TALL WITH REMOTE CONTROL WITHOUT WASTE

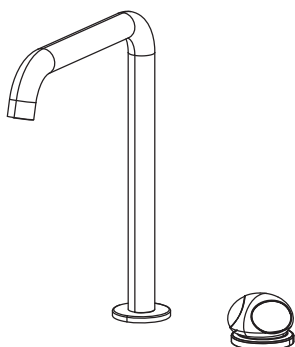
MITIGEUR POUR LAVABO HAUTE AVEC CONTROLE LATÉRAL SANS VIDAGE

FIN.

C  
NO  
OO|GO|NS  
NE



54592



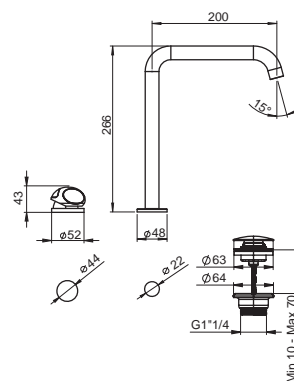
### MISCELATORE MONOCOMANDO PER LAVABO ALTO CON COMANDO REMOTO CON SCARICO CLICK CLACK DA 1"1/4

WASH-BASIN MIXER TALL WITH REMOTE CONTROL AND 1"1/4 CLICK CLACK WASTE

MITIGEUR POUR LAVABO HAUTE AVEC CONTROLE LATÉRAL AVEC VIDAGE CLICK CLACK 1"1/4

FIN.

C  
NO  
OO|GO|NS  
NE



54500



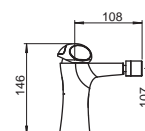
### MISCELATORE MONOCOMANDO PER BIDET SENZA SCARICO

BIDET MIXER WITHOUT WASTE

MITIGEUR POUR BIDET SANS VIDAGE

FIN.

C  
NO  
OO|GO|NS  
NE



54502



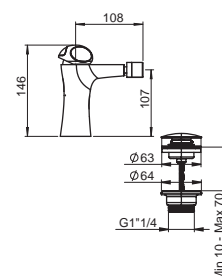
### MISCELATORE MONOCOMANDO PER BIDET CON SCARICO CLICK CLACK DA 1"1/4

BIDET MIXER WITH 1"1/4 CLICK CLACK WASTE

MITIGEUR POUR BIDET AVEC VIDAGE CLICK CLACK 1"1/4

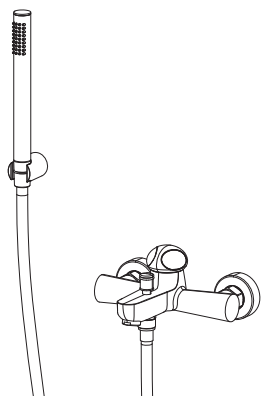
FIN.

C  
NO  
OO|GO|NS  
NE



## ■ SENSUALMENTE

54100



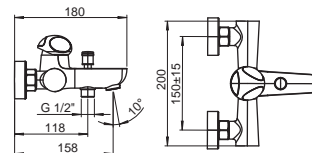
### MISCELATORE MONOCOMANDO PER VASCA ESTERNO CON FLESSIBILE E DOCCETTA

EXTERNAL BATH MIXER WITH FLEXIBLE HOSE AND HAND SHOWER

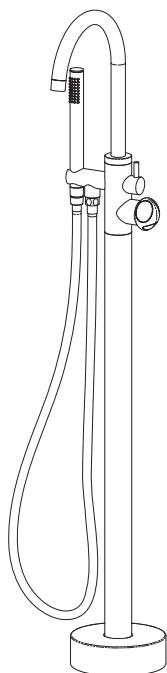
MITIGEUR BAIN DOUCHE EXTÉRIEUR AVEC FLEXIBLE ET DOUCHETTE

FIN.

C  
NO  
OO|GO|NS  
NE



141054-180



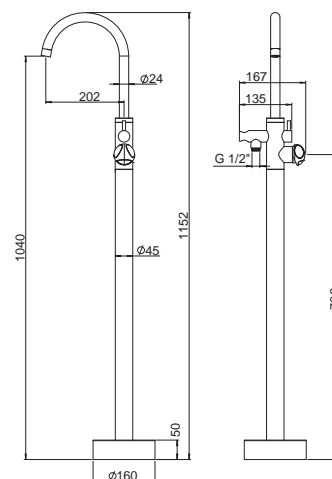
### MISCELATORE MONOCOMANDO PER VASCA A PAVIMENTO

FLOOR MOUNTED BATH MIXER WITHOUT WASTE

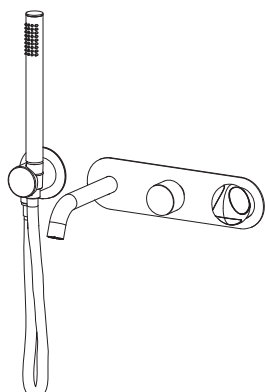
MITIGEUR POUR BAIN SUR PIED

FIN.

C  
NO  
OO|GO|NS  
NE



EST-54150-180



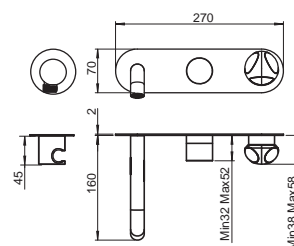
### SET ESTERNO PER MISCELATORE MONOCOMANDO PER VASCA INCASSO CON FLESSIBILE E DOCCETTA

EXTERNAL SET FOR WALL BATH MIXER WITH FLEXIBLE HOSE AND HAND SHOWER

SET EXTERNE POUR MITIGEUR BAIN DOUCHE ENCASTRÉ

FIN.

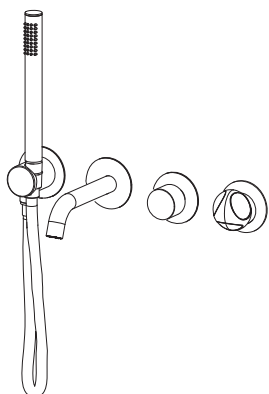
C  
NO  
OO|GO|NS  
NE



PER/FOR/POUR  
INC-150/155-180

## ■ SENSUALMENTE

### EST-54155-180

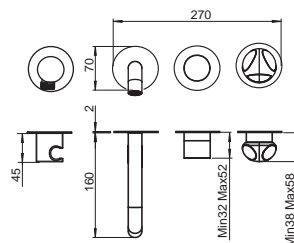


#### SET ESTERNO PER MISCELATORE MONOCOMANDO PER VASCA INCASSO CON FLESSIBILE E DOCCETTA

EXTERNAL SET FOR WALL BATH MIXER WITH FLEXIBLE HOSE AND HAND SHOWER

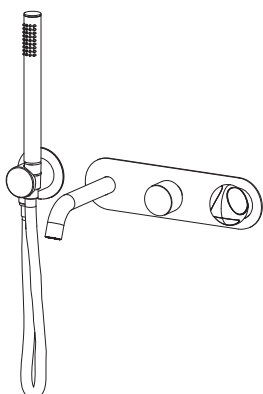
SET EXTERNE POUR MITIGEUR BAIN DOUCHE ENCASTRÉ

FIN.  
C  
NO  
OO|GO|NS  
NE



PER/FOR/POUR  
INC-150/155-180

### EST-54160-180

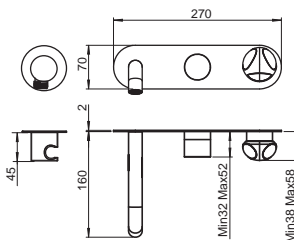


#### SET ESTERNO PER MISCELATORE MONOCOMANDO PER VASCA INCASSO 3 VIE CON FLESSIBILE E DOCCETTA

EXTERNAL SET FOR WALL 3 WAYS BATH MIXER WITH FLEXIBLE HOSE AND HAND SHOWER

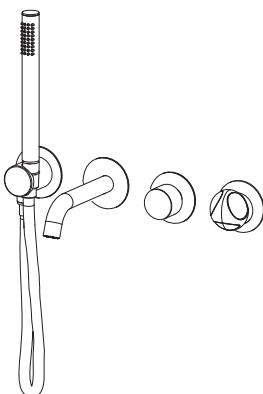
SET EXTERNE POUR MITIGEUR BAIN DOUCHE ENCASTRÉ 3 SORTIES

FIN.  
C  
NO  
OO|GO|NS  
NE



PER/FOR/POUR  
INC-160/165-180

### EST-54165-180

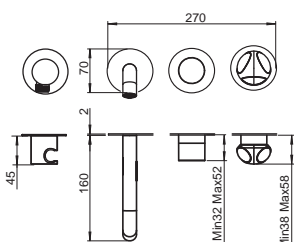


#### SET ESTERNO PER MISCELATORE MONOCOMANDO PER VASCA INCASSO 3 VIE CON FLESSIBILE E DOCCETTA

EXTERNAL SET FOR WALL 3 WAYS BATH MIXER WITH FLEXIBLE HOSE AND HAND SHOWER

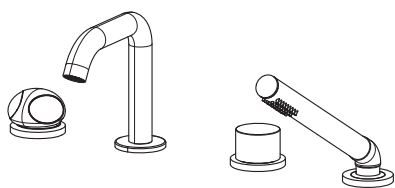
SET EXTERNE POUR MITIGEUR BAIN DOUCHE ENCASTRÉ 3 SORTIES

FIN.  
C  
NO  
OO|GO|NS  
NE



PER/FOR/POUR  
INC-160/165-180

### 121454

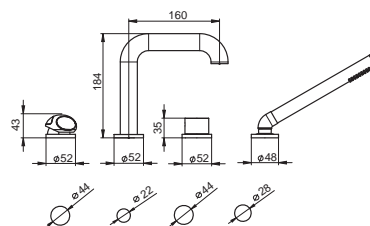


#### MISCELATORE MONOCOMANDO PER BORDO VASCA

DECK MOUNTED BATH MIXER

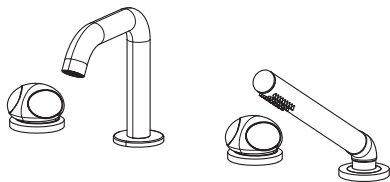
MITIGEUR POUR BAIN SUR GORGE

FIN.  
C  
NO  
OO|GO|NS  
NE



## ■ SENSUALMENTE

122254

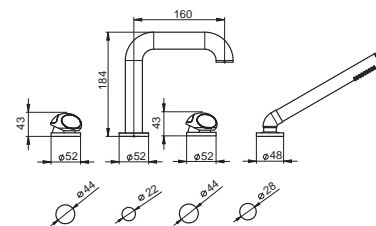


### MISCELATORE A DOPPIO COMANDO PER BORDO VASCA

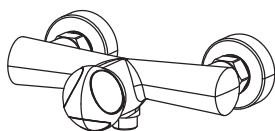
DECK MOUNTED 2 HANDLES BATH MIXER  
MELANGEUR POUR BAIN SUR GORGE

FIN.

C  
NO  
OO|GO|NS  
NE



54300-180

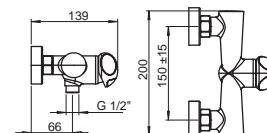


### MISCELATORE MONOCOMANDO PER DOCCIA ESTERNO

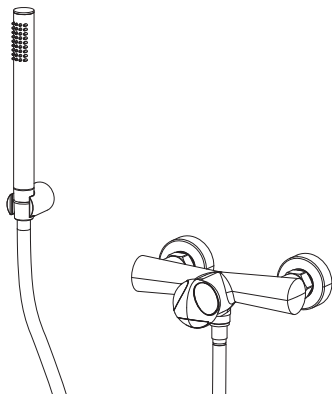
EXTERNAL SHOWER MIXER  
MITIGEUR DOUCHE EXTERIEUR

FIN.

C  
NO  
OO|GO|NS  
NE



54310-180



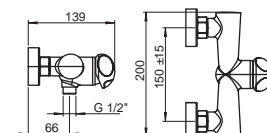
### MISCELATORE MONOCOMANDO PER DOCCIA ESTERNO CON FLESSIBILE E DOCCETTA

EXTERNAL SHOWER MIXER WITH FLEXIBLE HOSE AND HAND SHOWER

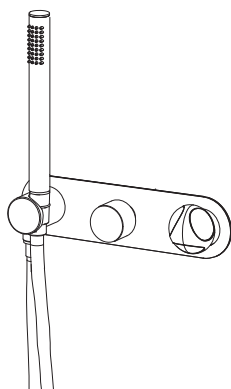
MITIGEUR DOUCHE EXTERIEUR AVEC FLEXIBLE ET DOUCHETTE

FIN.

C  
NO  
OO|GO|NS  
NE



EST-54220-180



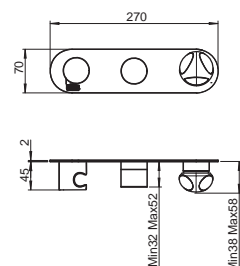
### SET ESTERNO PER MISCELATORE MONOCOMANDO PER DOCCIA INCASSO 2 VIE CON FLESSIBILE E DOCCETTA

EXTERNAL SET FOR WALL 2 WAYS SHOWER MIXER WITH FLEXIBLE HOSE AND HAND SHOWER

SET EXTERNE POUR MITIGEUR DOUCHE ENCASTRÉ AVEC FLEXIBLE ET DOUCHETTE

FIN.

C  
NO  
OO|GO|NS  
NE

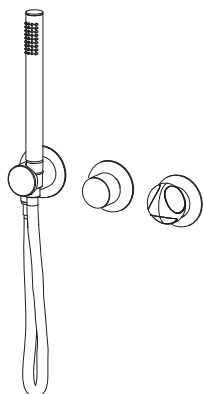


PER/FOR/POUR  
INC-220/225-180



## ■ SENSUALMENTE

### EST-54225-180

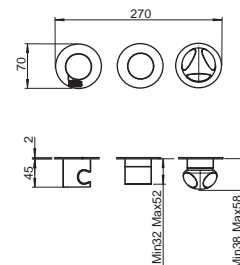


#### SET ESTERNO PER MISCELATORE MONOCOMANDO PER DOCCIA INCASSO 2 VIE CON FLESSIBILE E DOCCETTA

EXTERNAL SET FOR WALL 2 WAYS SHOWER MIXER  
WITH FLEXIBLE HOSE AND HAND SHOWER

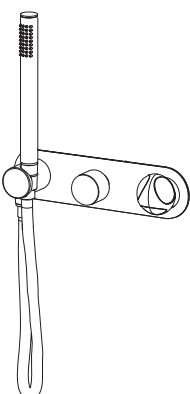
SET EXTERNE POUR MITIGEUR DOUCHE ENCASTRÉ  
AVEC FLEXIBLE ET DOUCHETTE

FIN.  
C  
NO  
OO|GO|NS  
NE



PER/FOR/POUR  
INC-220/225-180

### EST-54240-180

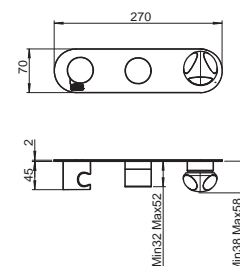


#### SET ESTERNO PER MISCELATORE MONOCOMANDO PER DOCCIA INCASSO 3 VIE CON FLESSIBILE E DOCCETTA

EXTERNAL SET FOR WALL 3 WAYS SHOWER MIXER  
WITH FLEXIBLE HOSE AND HAND SHOWER

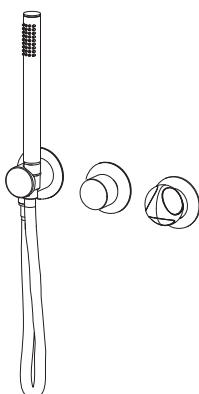
SET EXTERNE POUR MITIGEUR DOUCHE ENCASTRÉ  
AVEC FLEXIBLE ET DOUCHETTE 3 SORTIES

FIN.  
C  
NO  
OO|GO|NS  
NE



PER/FOR/POUR  
INC-240/245-180

### EST-54245-180

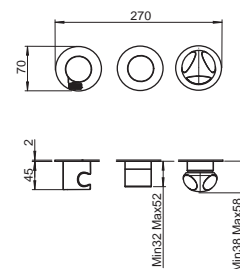


#### SET ESTERNO PER MISCELATORE MONOCOMANDO PER DOCCIA INCASSO 3 VIE CON FLESSIBILE E DOCCETTA

EXTERNAL SET FOR WALL 3 WAYS SHOWER MIXER  
WITH FLEXIBLE HOSE AND HAND SHOWER

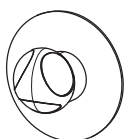
SET EXTERNE POUR MITIGEUR DOUCHE ENCASTRÉ  
AVEC FLEXIBLE ET DOUCHETTE 3 SORTIES

FIN.  
C  
NO  
OO|GO|NS  
NE



PER/FOR/POUR  
INC-240/245-180

### EST-54250-180

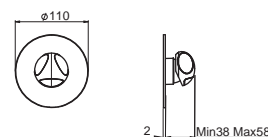


#### SET ESTERNO PER MISCELATORE MONOCOMANDO PER DOCCIA INCASSO 1 VIA

EXTERNAL SET FOR WALL 1 WAY SHOWER MIXER

SET EXTERNE POUR MITIGEUR DOUCHE ENCASTRÉ  
1 SORTIE

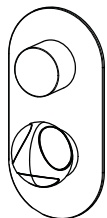
FIN.  
C  
NO  
OO|GO|NS  
NE



PER/FOR/POUR  
INC-250-BOX-180

## ■ SENSUALMENTE

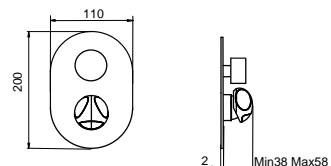
### EST-54200-180



#### SET ESTERNO PER MISCELATORE MONOCOMANDO PER DOCCIA INCASSO 2 VIE


EXTERNAL SET FOR WALL 2 WAYS SHOWER MIXER  
SET EXTERNE POUR MITIGEUR DOUCHE ENCASTRÉ 2 SORTIES

FIN.  
C  
NO  
OO|GO|NS  
NE



PER/FOR/POUR  
INC-200-BOX-180

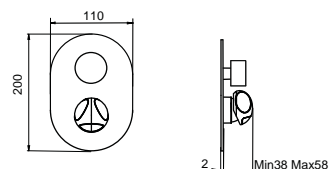
### EST-54230-180



#### SET ESTERNO PER MISCELATORE MONOCOMANDO PER DOCCIA INCASSO A 3 VIE

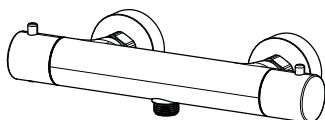
EXTERNAL SET FOR CONCEALED 3 WAYS SHOWER MIXER  
SET EXTERNE POUR MITIGEUR ENCASTRÉ POUR DOUCHE 3 VOIES

FIN.  
C  
NO  
OO|GO|NS  
NE



PER/FOR/POUR  
INC-230-BOX-180

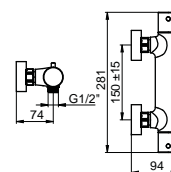
### 165440



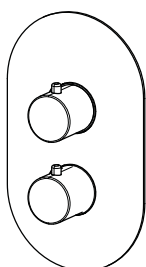
#### MISCELATORE TERMOSTATICO PER DOCCIA ESTERNO

EXTERNAL THERMOSTATIC SHOWER MIXER  
MITIGEUR THERMOSTATIQUE EXTERIEUR POUR DOUCHE

FIN.  
C  
NO  
OO|GO|NS  
NE



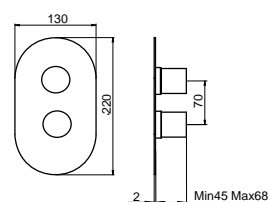
### EST-54258



#### SET ESTERNO PER MISCELATORE TERMOSTATICO PER DOCCIA INCASSO A 1 VIA

EXTERNAL SET FOR CONCEALED 1 WAY THERMOSTATIC SHOWER MIXER  
SET EXTERNE POUR MITIGEUR THERMOSTATIQUE ENCASTRÉ POUR DOUCHE 1 VOIE

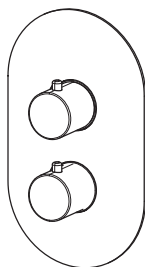
FIN.  
C  
NO  
OO|GO|NS  
NE



PER/FOR/POUR  
INC-258-BOX

## ■ SENSUALMENTE

### EST-54208



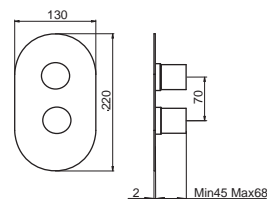
**SET ESTERNO PER MISCELATORE TERMOSTATICO  
PER DOCCIA INCASSO A 2 VIE**

EXTERNAL SET FOR CONCEALED 2 WAYS THERMOSTATIC  
SHOWER MIXER

SET EXTERNE POUR MITIGEUR THERMOSTATIQUE  
ENCASTRÉ POUR DOUCHE 2 VOIES

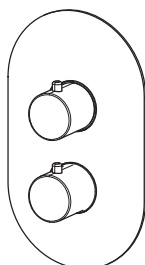
**FIN.**

C  
NO  
OO|GO|NS  
NE



PER/FOR/POUR  
**INC-208-BOX**

### EST-54238



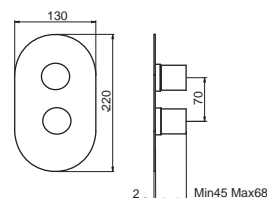
**SET ESTERNO PER MISCELATORE TERMOSTATICO  
PER DOCCIA INCASSO A 3 VIE**

EXTERNAL SET FOR CONCEALED 3 WAYS THERMOSTATIC  
SHOWER MIXER

SET EXTERNE POUR MITIGEUR THERMOSTATIQUE  
ENCASTRÉ POUR DOUCHE 3 VOIES

**FIN.**

C  
NO  
OO|GO|NS  
NE



PER/FOR/POUR  
**INC-238-BOX**

### EST-54340



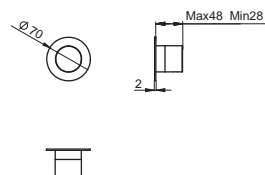
**SET ESTERNO PER SET ESTERNO PER RUBINETTO  
D'ARRESTO DA INCASSO**

EXTERNAL SET FOR CONCEALED STOPCOCK

SET EXTERNE POUR ROBINET D'ARRET ENCASTRÉ

**FIN.**

C  
NO  
OO|GO|NS  
NE



PER/FOR/POUR  
**INC-340**

### EST-54345



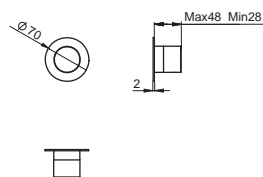
**SET ESTERNO PER DEVIATORE DA INCASSO 2 VIE**

EXTERNAL SET FOR CONCEALED 2 WAYS DIVERTER

SET EXTERNE POUR INVERSEUR ENCASTRÉ 2 VOIES

**FIN.**

C  
NO  
OO|GO|NS  
NE



PER/FOR/POUR  
**INC-345**

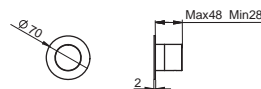
## ■ SENSUALMENTE

### EST-54346



**SET ESTERNO PER DEVIATORE DA INCASSO 3 VIE**  
EXTERNAL SET FOR CONCEALED 3 WAYS DIVERTER  
SET EXTERNE POUR INVERSEUR ENCASTRÉ 3 VOIES

**FIN.**  
C  
NO  
OO|GO|NS  
NE



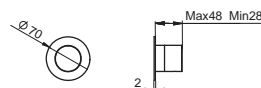
PER/FOR/POUR  
**INC-346**

### EST-54347



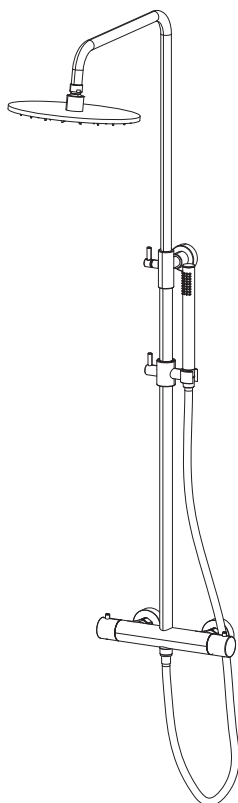
**SET ESTERNO PER DEVIATORE DA INCASSO 4 VIE**  
EXTERNAL SET FOR CONCEALED 4 WAYS DIVERTER  
SET EXTERNE POUR INVERSEUR ENCASTRÉ 4 VOIES

**FIN.**  
C  
NO  
OO|GO|NS  
NE



PER/FOR/POUR  
**INC-347**

### 245420

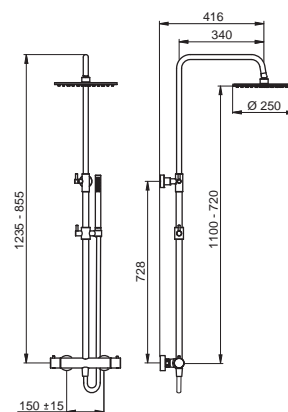


**COLONNA DOCCIA TELESCOPICA CON MISCELATORE TERMOSTATICO, DEVIATORE A 2 VIE, ACCESSORI E SOFFIONE IN OTTONE**

TELESCOPIC ROUND SHOWER COLUMN WITH THERMOSTATIC MIXER, 2 WAYS DIVERTER AND BRASS SHOWER HEAD AND ACCESSORIES

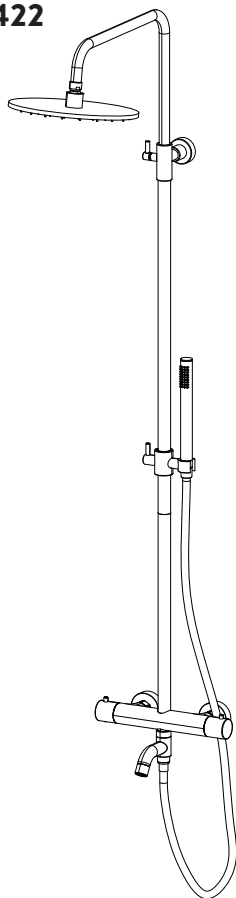
COLONNE DE DOUCHE TÉLESCOPIQUE RONDE AVEC MITIGEUR THERMOSTATIQUE, INVERSEUR 2 SORTIES, ACCESSOIRES ET POMME DE DOUCHE EN LAITON

**FIN.**  
C  
NO  
OO|GO|NS  
NE



## ■ SENSUALMENTE

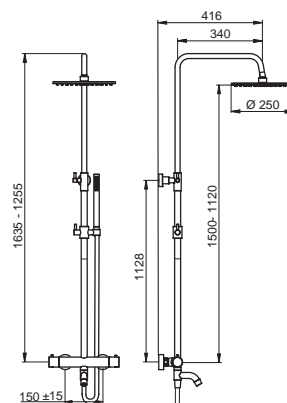
245422



**COLONNA DOCCIA TELESCOPICA CON MISCELATORE TERMOSTATICO, DEVIATORE A 2 VIE, BOCCA VASCA DEVIATRICE, ACCESSORI E SOFFIONE IN OTTONE**

TELESCOPIC ROUND SHOWER COLUMN WITH THERMOSTATIC MIXER, 2 WAYS DIVERTER, BRASS SHOWER HEAD AND ACCESSORIES AND DIVERTED BATH SPOUT

COLONNE DE DOUCHE TÉLESCOPIQUE RONDE AVEC MITIGEUR THERMOSTATIQUE, INVERSEUR 2 SORTIES, ACCESSOIRES ET POMME DE DOUCHE EN LAITON BEC INVERSEUR POUR BAIGNOIRE

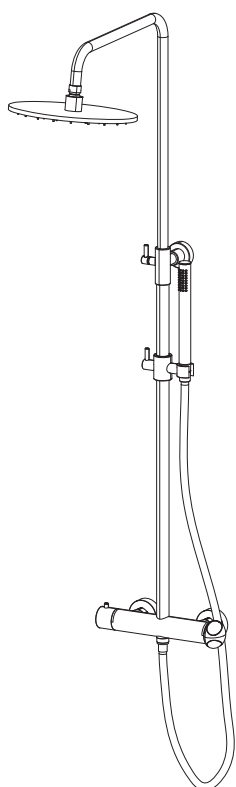


FIN.

C  
NO  
OO|GO|NS  
NE



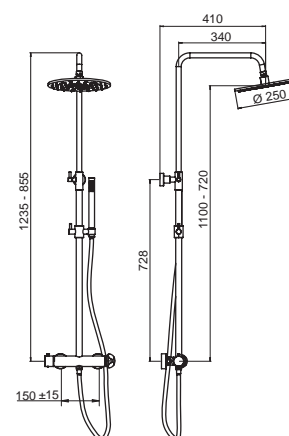
245410



**COLONNA DOCCIA TELESCOPICA CON MISCELATORE, DEVIATORE A 2 VIE, ACCESSORI E SOFFIONE IN OTTONE**

TELESCOPIC ROUND SHOWER COLUMN WITH MIXER, 2 WAYS DIVERTER AND BRASS SHOWER HEAD AND ACCESSORIES

COLONNE DE DOUCHE TÉLESCOPIQUE RONDE AVEC MITIGEUR, INVERSEUR 2 SORTIES, ACCESSOIRES ET POMME DE DOUCHE EN LAITON



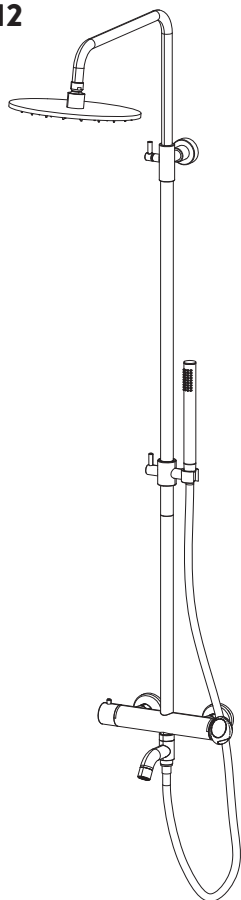
FIN.

C  
NO  
OO|GO|NS  
NE



## ■ SENSUALMENTE

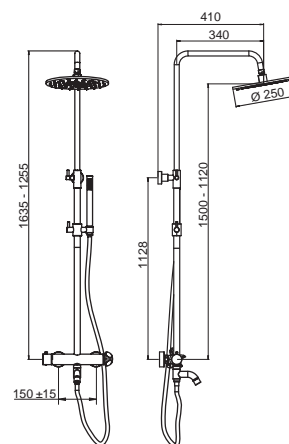
245412



**COLONNA DOCCIA TELESCOPICA CON MISCELATORE, DEVIATORE A 2 VIE, BOCCA VASCA DEVIATRICE, ACCESSORI E SOFFIONE IN OTTONE**

TELESCOPIC ROUND SHOWER COLUMN WITH MIXER, 2 WAYS DIVERTER, BRASS SHOWER HEAD AND ACCESSORIES AND DIVERTED BATH SPOUT

COLONNE DE DOUCHE TÉLESCOPIQUE RONDE AVEC MITIGEUR, INVERSEUR 2 SORTIES, ACCESSOIRES ET POMME DE DOUCHE EN LAITON BEC INVERSEUR POUR BAIGNOIRE

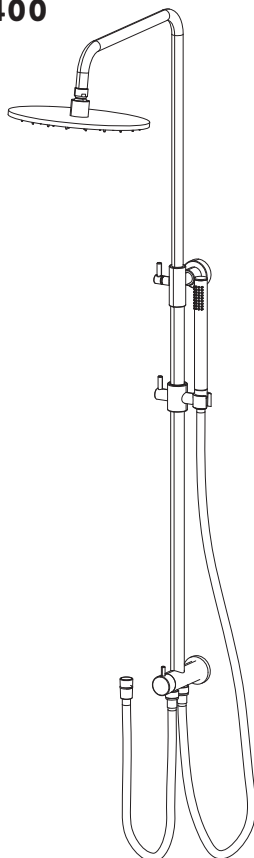


FIN.

C  
NO  
OO|GO|NS  
NE



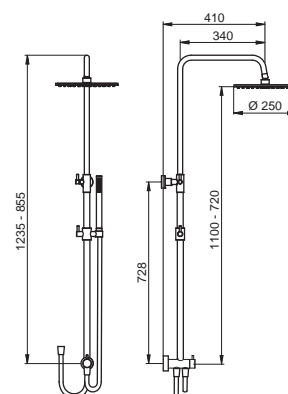
245400



**COLONNA DOCCIA TELESCOPICA SENZA MISCELATORE CON DEVIATORE A 2 VIE, ACCESSORI E SOFFIONE IN OTTONE**

TELESCOPIC ROUND SHOWER COLUMN WITHOUT MIXER, 2 WAYS DIVERTER AND BRASS SHOWER HEAD AND ACCESSORIES

COLONNE DE DOUCHE TÉLESCOPIQUE RONDE SANS MITIGEUR, AVEC INVERSEUR 2 SORTIES, ACCESSOIRES ET POMME DE DOUCHE EN LAITON



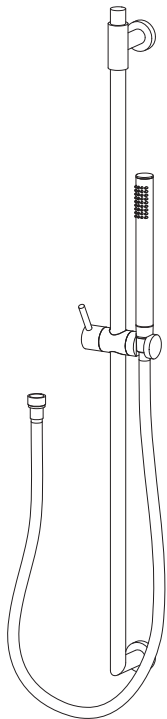
FIN.

C  
NO  
OO|GO|NS  
NE



## ■ SENSUALMENTE

S200

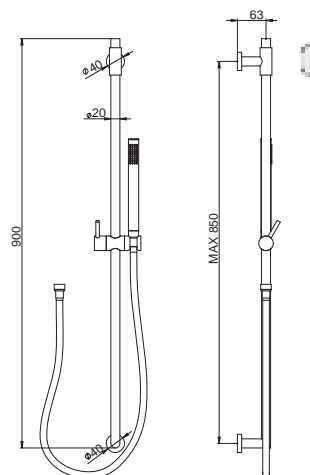


### SALISCENDI MINIMALE TONDO IN OTTONE CON ACCESSORI

MINIMAL BRASS ROUND SHOWER BAR WITH ACCESSORIES

BARRE DE DOUCHE MINIMAL RONDE EN LAITON AVEC ACCESSORIES

FIN.  
C  
NO  
OO|GO|NS  
NE









*Luciano Galimberti*

# INFINITAMENTE

---

**Un prisma irregolare che rimanda per contrasto alla trasparenza dell'animo interiore, un cristallo in cui si riconoscono senza ambiguità tutte le parti componenti, come unico e infinitamente sfaccettato è lo spirito di ciascuno.**

L'uomo è un animale il cui rango è definito dallo spirito, intendendo gli aspetti più profondi della relazione che ogni uomo ha con il proprio intimo. L'anima è considerata il luogo dei sentimenti. È singolare come l'uomo abbia bisogno di attribuire una fisicità a quanto di più immateriale si possa immaginare. Alla ricerca del luogo dell'anima, l'uomo ha percorso i luoghi della terra, inseguendo tracce e segni capaci di evocare quell'armonia tra cielo e terra che la presa di coscienza dell'uomo ha irrimediabilmente spezzato.

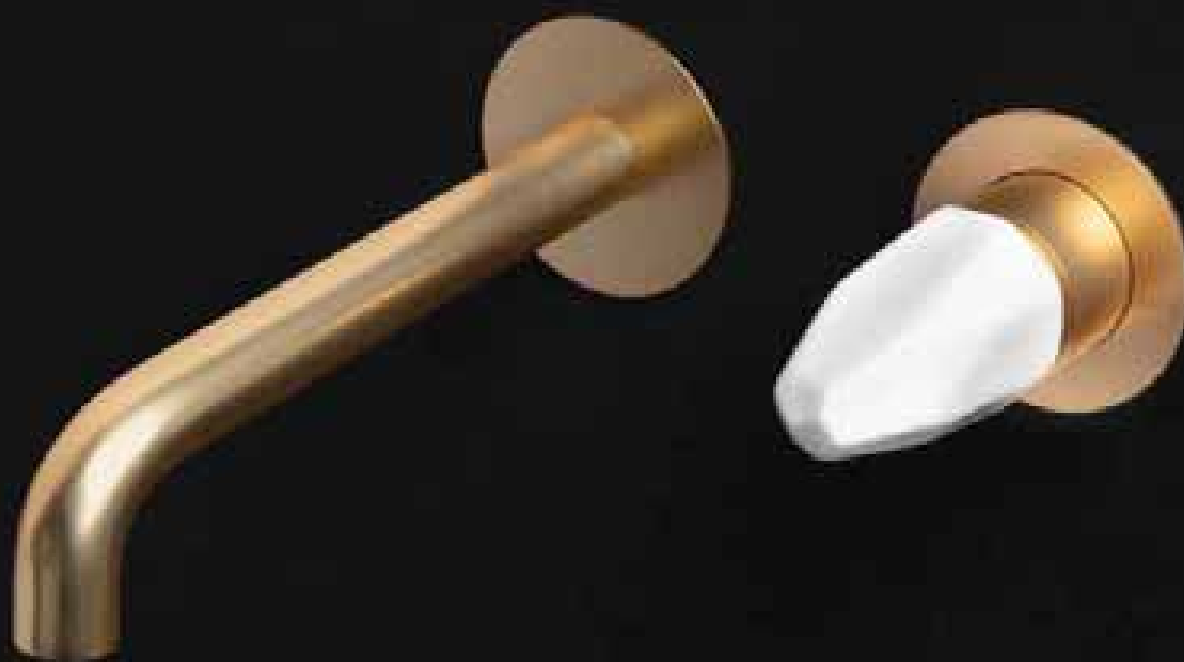
**An irregular prism that refers by contrast to the transparency of the inner soul; a crystal in which all the parts are unambiguously recognizable, just as unique and infinitely multifaceted as the spirit in each one of us.**

Man is an animal whose rank is defined by the spirit, meaning the most profound aspects of humanity's relationship with its inner self. The soul is considered the place of feelings. It is interesting how man must attribute physicality to the most immaterial thing imaginable. In search of the place of the soul, man has traveled the places of the earth, chasing traces and signs capable of evoking that harmony between heaven and earth that man's awareness has irreparably broken.

**Un prisme irrégulier qui fait référence par contraste à la transparence de l'âme intérieure, un cristal dans lequel sont reconnus sans ambiguïté tous les composants, aussi uniques et infiniment de l'esprit de chacun.**

L'homme est un animal dont le rang est défini par l'esprit, c'est-à-dire les aspects les plus profonds de la relation que l'homme entretient avec l'intime. L'âme est considérée comme le lieu des sentiments. Il est drôle comme l'homme doit attribuer une physicalité à la chose la plus immatérielle que vous puissiez imaginer. À la recherche de lieu de l'âme, l'homme a parcouru les lieux de la terre, à la recherche des traces et des signes capables d'évoquer cette harmonie entre le ciel et la terre, qui la conscience humaine a irrémédiablement brisée.
















■ EMOZIONI DA TOCCARE | **INFINITAMENTE**

55400  
55402



55450  
55452



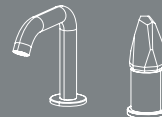
EST-55350-180  
EST-55352-180



EST-55360-180  
EST-55362-180



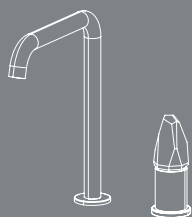
55480  
55482



55580  
55582



55490  
55492



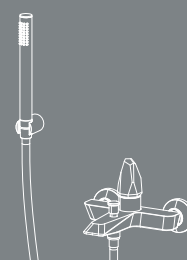
55590  
55592




55500  
55502



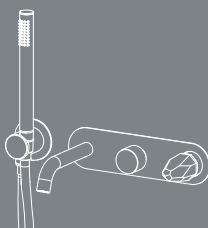
55100



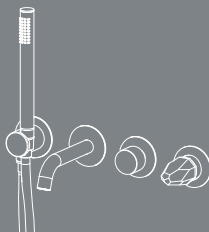
141055-180



EST-55150-180  
EST-55160-180



EST-55155-180  
EST-55165-180



121455



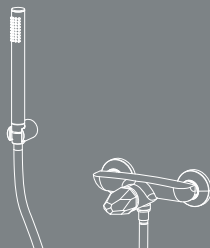
122255



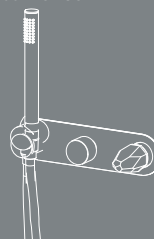
55300-180



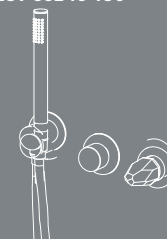
55310-180



EST-55220-180  
EST-55240-180



EST-55225-180  
EST-55245-180



EST-55250-180



EST-55200-180  
EST-55230-180



165540



EST-55258  
EST-55208  
EST-55238

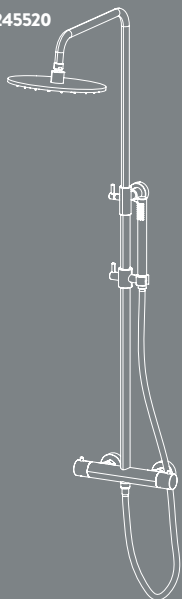


EST-55340  
EST-55345  
EST-55346  
EST-55347

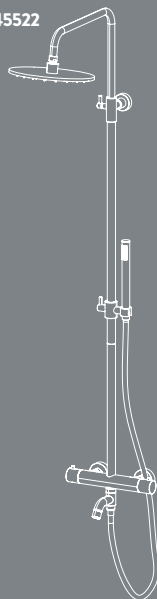


■ EMOZIONI DA TOCCARE | INFINITAMENTE

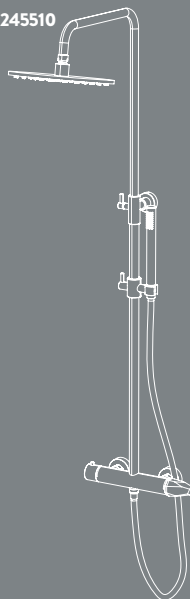
245520



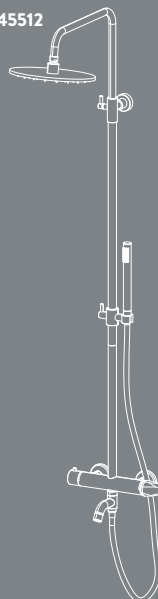
245522



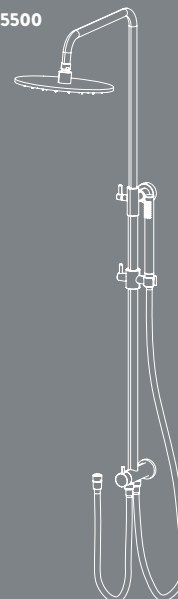
245510



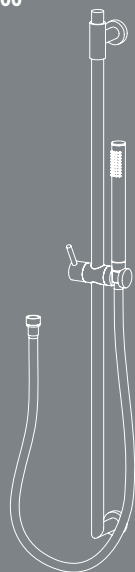
245512



245500

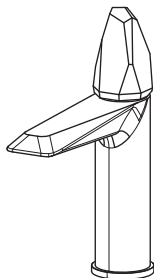


S200



## ■ INFINITAMENTE

55400

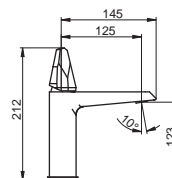


**MISCELATORE MONOCOMANDO PER LAVABO  
SENZA SCARICO**

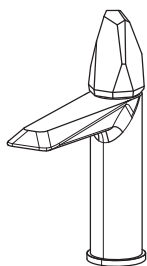
WASH-BASIN MIXER WITHOUT WASTE  
MITIGEUR POUR LAVABO SANS VIDAGE

**COD. / FIN. / LEVA - LEVER - LEVIER**

C  
NO  
OO|RO|GO  
OS|NE



55402

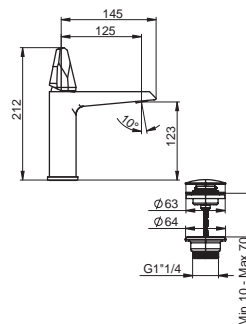
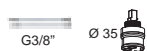


**MISCELATORE MONOCOMANDO PER LAVABO CON  
SCARICO CLICK CLACK DA 1 1/4**

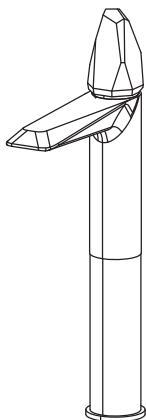
WASH-BASIN MIXER WITH 1 1/4 CLICK CLACK WASTE  
MITIGEUR POUR LAVABO AVEC VIDAGE CLICK CLACK  
1 1/4

**COD. / FIN. / LEVA - LEVER - LEVIER**

C  
NO  
OO|RO|GO  
OS|NE



55450

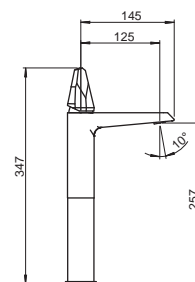
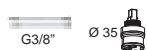


**MISCELATORE MONOCOMANDO PER LAVABO  
ALTO SENZA SCARICO**

WASH-BASIN MIXER TALL WITHOUT WASTE  
MITIGEUR POUR LAVABO HAUTE SANS VIDAGE

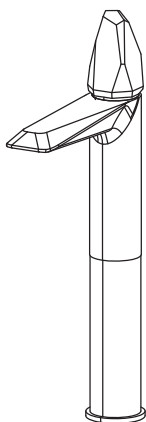
**COD. / FIN. / LEVA - LEVER - LEVIER**

C  
NO  
OO|RO|GO  
OS|NE



## ■ INFINITAMENTE

55452



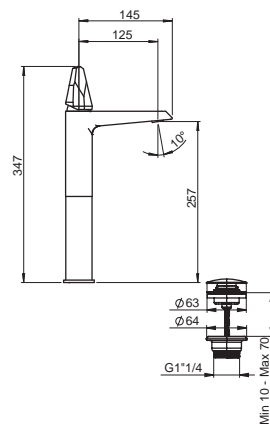
**MISCELATORE MONOCOMANDO PER LAVABO ALTO CON SCARICO CLICK CLACK DA 1"1/4**

WASH-BASIN MIXER TALL WITH 1"1/4 CLICK CLACK WASTE

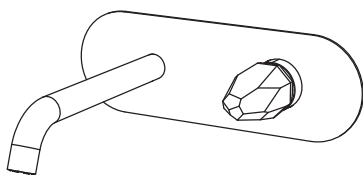
MITIGEUR POUR LAVABO HAUTE AVEC VIDAGE CLICK CLACK 1"1/4

**COD. / FIN. / LEVA - LEVER - LEVIER**

C  
NO  
OO|RO|GO  
OS|NE



EST-55350-180



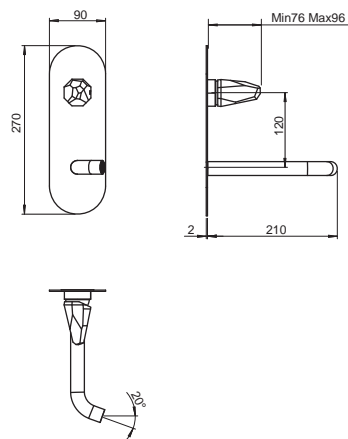
**SET ESTERNO PER MISCELATORE MONOCOMANDO PER LAVABO DA INCASSO A PARETE SENZA SCARICO**

EXTERNAL SET FOR CONCEALED WASH-BASIN MIXER WITHOUT WASTE

SET EXTERNE POUR MITIGEUR ENCASTRÉ POUR LAVABO

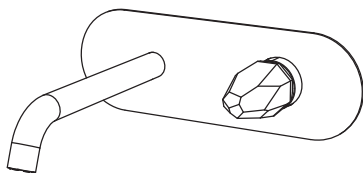
**COD. / FIN. / LEVA - LEVER - LEVIER**

C  
NO  
OO|RO|GO  
OS|NE



PER/FOR/POUR  
INC-350/360-BOX-180

EST-55352-180



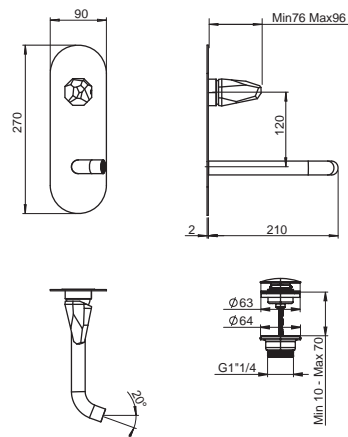
**SET ESTERNO PER MISCELATORE MONOCOMANDO PER LAVABO DA INCASSO A PARETE CON SCARICO CLICK CLACK DA 1"1/4**

EXTERNAL SET FOR CONCEALED WASH-BASIN MIXER WITH 1"1/4 CLICK CLACK WASTE

SET EXTERNE POUR MITIGEUR ENCASTRÉ POUR LAVABO AVEC VIDAGE CLICK CLACK 1"1/4

**COD. / FIN. / LEVA - LEVER - LEVIER**

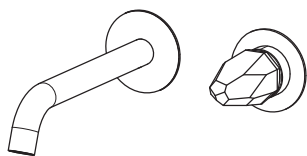
C  
NO  
OO|RO|GO  
OS|NE



PER/FOR/POUR  
INC-350/360-BOX-180

## ■ INFINITAMENTE

### EST-55360-180



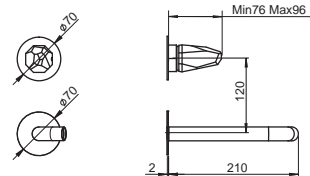
#### SET ESTERNO PER MISCELATORE MONOCOMANDO PER LAVABO DA INCASSO A PARETE SENZA SCARICO

EXTERNAL SET FOR CONCEALED WASH-BASIN MIXER WITHOUT WASTE

SET EXTERNE POUR MITIGEUR ENCASTRÉ POUR LAVABO

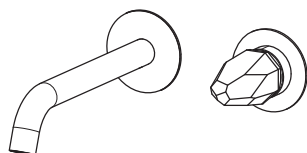
COD. / FIN. / LEVA - LEVER - LEVIER

C  
NO  
OO|RO|GO  
OS|NE



PER/FOR/POUR  
INC-350/360-BOX-180

### EST-55362-180



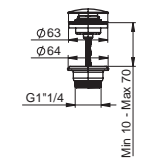
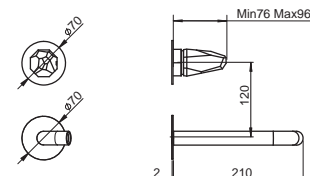
#### SET ESTERNO PER MISCELATORE MONOCOMANDO PER LAVABO DA INCASSO A PARETE CON SCARICO CLICK CLACK DA 1"1/4

EXTERNAL SET FOR CONCEALED WASH-BASIN MIXER WITH 1"1/4 CLICK CLACK WASTE

SET EXTERNE POUR MITIGEUR ENCASTRÉ POUR LAVABO AVEC VIDAGE CLICK CLACK 1"1/4

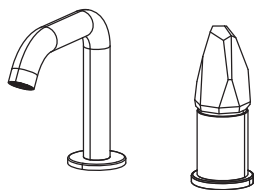
COD. / FIN. / LEVA - LEVER - LEVIER

C  
NO  
OO|RO|GO  
OS|NE



PER/FOR/POUR  
INC-350/360-BOX-180

### 55480



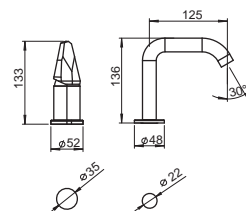
#### MISCELATORE MONOCOMANDO PER LAVABO CON COMANDO REMOTO SENZA SCARICO

WASH-BASIN MIXER WITH REMOTE CONTROL WITHOUT WASTE

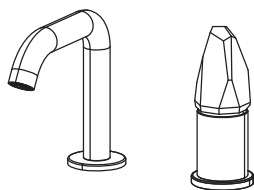
MITIGEUR POUR LAVABO AVEC CONTROLE LATÉRAL SANS VIDAGE

COD. / FIN. / LEVA - LEVER - LEVIER

C  
NO  
OO|RO|GO  
OS|NE



### 55482



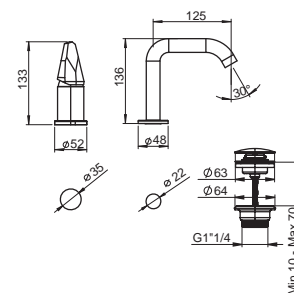
#### MISCELATORE MONOCOMANDO PER LAVABO CON COMANDO REMOTO CON SCARICO CLICK CLACK DA 1"1/4

WASH-BASIN MIXER WITH REMOTE CONTROL AND 1"1/4 CLICK CLACK WASTE

MITIGEUR POUR LAVABO AVEC CONTROLE LATÉRAL AVEC VIDAGE CLICK CLACK 1"1/4

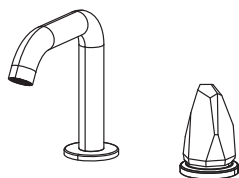
COD. / FIN. / LEVA - LEVER - LEVIER

C  
NO  
OO|RO|GO  
OS|NE



## ■ INFINITAMENTE

55580



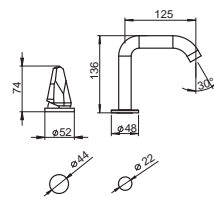
### MISCELATORE MONOCOMANDO PER LAVABO CON COMANDO REMOTO SENZA SCARICO

WASH-BASIN MIXER WITH REMOTE CONTROL WITHOUT WASTE

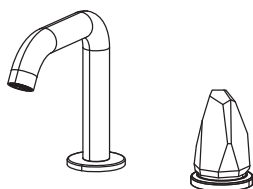
MITIGEUR POUR LAVABO AVEC CONTROLE LATÉRAL SANS VIDAGE

COD. / FIN. / LEVA - LEVER - LEVIER

C  
NO  
OO|RO|GO  
OS|NE



55582



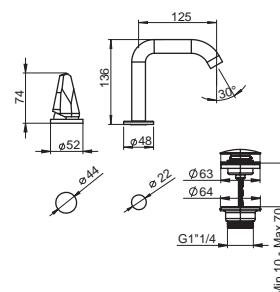
### MISCELATORE MONOCOMANDO PER LAVABO CON COMANDO REMOTO CON SCARICO CLICK CLACK DA 1"1/4

WASH-BASIN MIXER WITH REMOTE CONTROL AND 1"1/4 CLICK CLACK WASTE

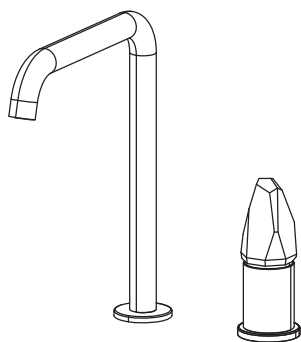
MITIGEUR POUR LAVABO AVEC CONTROLE LATÉRAL AVEC VIDAGE CLICK CLACK 1"1/4

COD. / FIN. / LEVA - LEVER - LEVIER

C  
NO  
OO|RO|GO  
OS|NE



55490



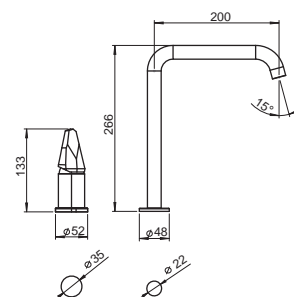
### MISCELATORE MONOCOMANDO PER LAVABO ALTO CON COMANDO REMOTO SENZA SCARICO

WASH-BASIN MIXER TALL WITH REMOTE CONTROL WITHOUT WASTE

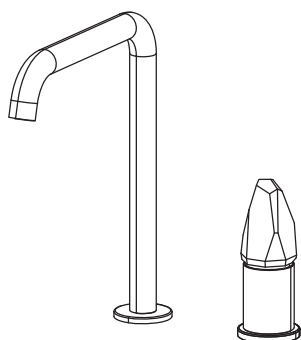
MITIGEUR POUR LAVABO HAUTE AVEC CONTROLE LATÉRAL SANS VIDAGE

COD. / FIN. / LEVA - LEVER - LEVIER

C  
NO  
OO|RO|GO  
OS|NE



55492



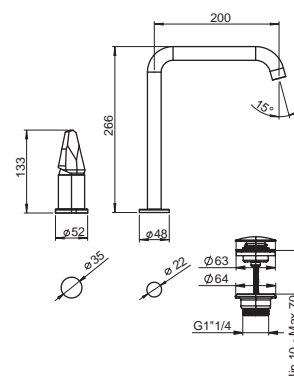
### MISCELATORE MONOCOMANDO PER LAVABO ALTO CON COMANDO REMOTO CON SCARICO CLICK CLACK DA 1"1/4

WASH-BASIN MIXER TALL WITH REMOTE CONTROL AND 1"1/4 CLICK CLACK WASTE

MITIGEUR POUR LAVABO HAUTE AVEC CONTROLE LATÉRAL AVEC VIDAGE CLICK CLACK 1"1/4

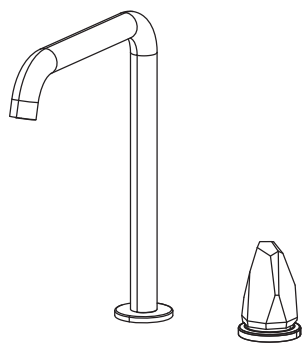
COD. / FIN. / LEVA - LEVER - LEVIER

C  
NO  
OO|RO|GO  
OS|NE



## ■ INFINITAMENTE

55590



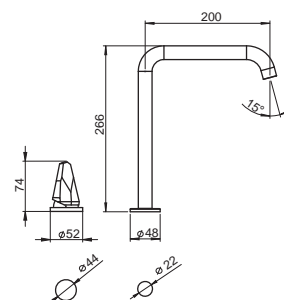
**MISCELATORE MONOCOMANDO PER LAVABO ALTO CON COMANDO REMOTO SENZA SCARICO**

WASH-BASIN MIXER TALL WITH REMOTE CONTROL WITHOUT WASTE

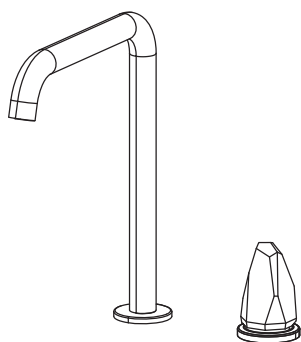
MITIGEUR POUR LAVABO HAUTE AVEC CONTROLE LATÉRAL SANS VIDAGE

**COD. / FIN. / LEVA - LEVER - LEVIER**

C  
NO  
OO|RO|GO  
OS|NE



55592



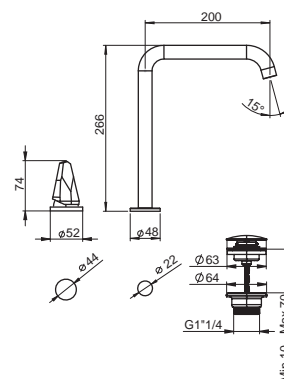
**MISCELATORE MONOCOMANDO PER LAVABO ALTO CON COMANDO REMOTO CON SCARICO CLICK CLACK DA 1"1/4**

WASH-BASIN MIXER TALL WITH REMOTE CONTROL AND 1"1/4 CLICK CLACK WASTE

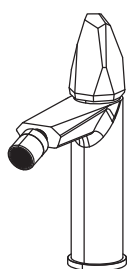
MITIGEUR POUR LAVABO HAUTE AVEC CONTROLE LATÉRAL AVEC VIDAGE CLICK CLACK 1"1/4

**COD. / FIN. / LEVA - LEVER - LEVIER**

C  
NO  
OO|RO|GO  
OS|NE



55500



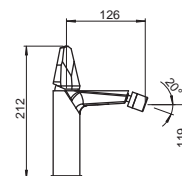
**MISCELATORE MONOCOMANDO PER BIDET SENZA SCARICO**

BIDET MIXER WITHOUT WASTE

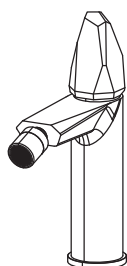
MITIGEUR POUR BIDET SANS VIDAGE

**COD. / FIN. / LEVA - LEVER - LEVIER**

C  
NO  
OO|RO|GO  
OS|NE



55502



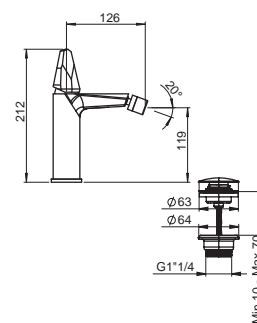
**MISCELATORE MONOCOMANDO PER BIDET CON SCARICO CLICK CLACK DA 1"1/4**

BIDET MIXER WITH 1"1/4 CLICK CLACK WASTE

MITIGEUR POUR BIDET AVEC VIDAGE CLICK CLACK 1"1/4

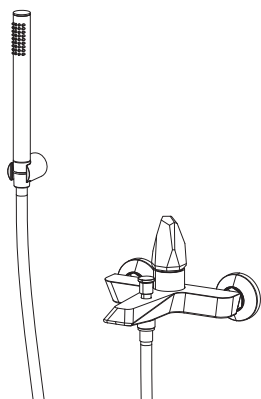
**COD. / FIN. / LEVA - LEVER - LEVIER**

C  
NO  
OO|RO|GO  
OS|NE



## ■ INFINITAMENTE

55100



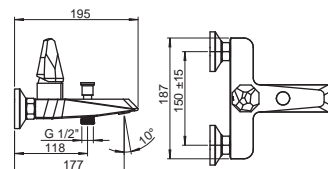
**MISCELATORE MONOCOMANDO PER VASCA ESTERNO CON FLESSIBILE E DOCCETTA**

EXTERNAL BATH MIXER WITH FLEXIBLE HOSE AND HAND SHOWER

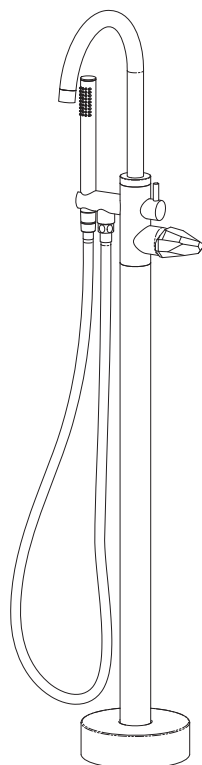
MITIGEUR BAIN DOUCHE EXTÉRIEUR AVEC FLEXIBLE ET DOUCHETTE

**COD. / FIN. / LEVA - LEVER - LEVIER**

C  
NO  
OO|RO|GO  
OS|NE



141055-180



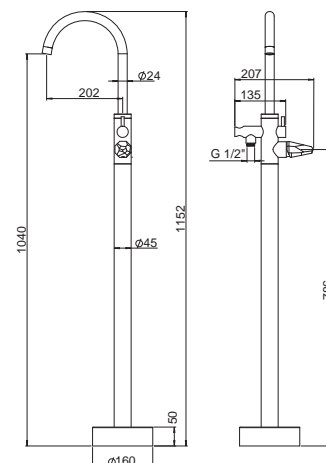
**MISCELATORE MONOCOMANDO PER VASCA A PAVIMENTO**

FLOOR MOUNTED BATH MIXER WITHOUT WASTE

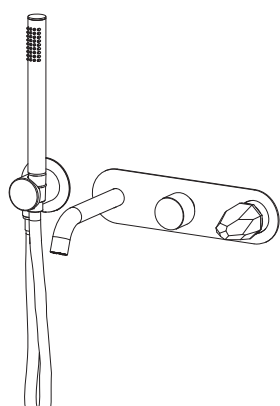
MITIGEUR POUR BAIN SUR PIED

**COD. / FIN. / LEVA - LEVER - LEVIER**

C  
NO  
OO|RO|GO  
OS|NE



EST-55150-180



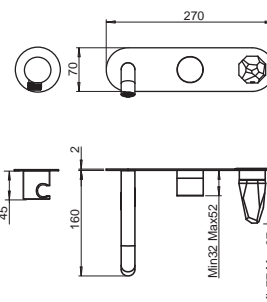
**SET ESTERNO PER MISCELATORE MONOCOMANDO PER VASCA INCASSO CON FLESSIBILE E DOCCETTA**

EXTERNAL SET FOR WALL BATH MIXER WITH FLEXIBLE HOSE AND HAND SHOWER

SET EXTERNE POUR MITIGEUR BAIN DOUCHE ENCASTRÉ

**COD. / FIN. / LEVA - LEVER - LEVIER**

C  
NO  
OO|RO|GO  
OS|NE

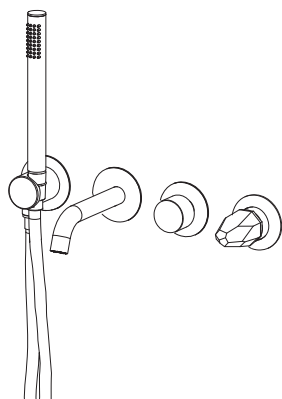


PER/FOR/POUR  
INC-150/155-180



## ■ INFINITAMENTE

### EST-55155-180



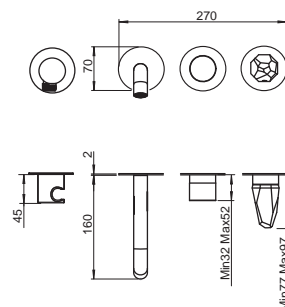
#### SET ESTERNO PER MISCELATORE MONOCOMANDO PER VASCA INCASSO CON FLESSIBILE E DOCCETTA

EXTERNAL SET FOR WALL BATH MIXER WITH FLEXIBLE HOSE AND HAND SHOWER

SET EXTERNE POUR MITIGEUR BAIN DOUCHE ENCASTRÉ

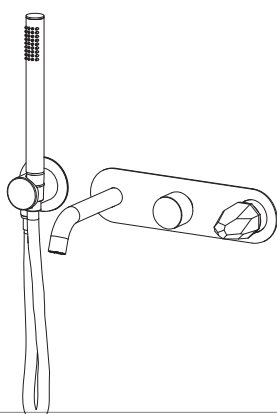
#### COD. / FIN. / LEVA - LEVER - LEVIER

C  
NO  
OO|RO|GO  
OS|NE



PER/FOR/POUR  
INC-150/155-180

### EST-55160-180



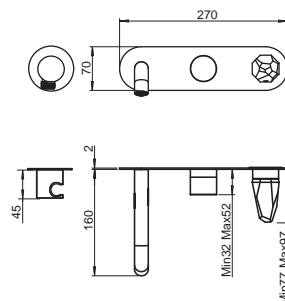
#### SET ESTERNO PER MISCELATORE MONOCOMANDO PER VASCA INCASSO 3 VIE CON FLESSIBILE E DOCCETTA

EXTERNAL SET FOR WALL 3 WAYS BATH MIXER WITH FLEXIBLE HOSE AND HAND SHOWER

SET EXTERNE POUR MITIGEUR BAIN DOUCHE ENCASTRÉ 3 SORTIES

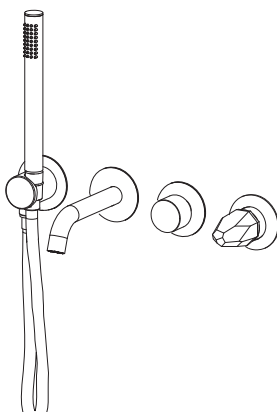
#### COD. / FIN. / LEVA - LEVER - LEVIER

C  
NO  
OO|RO|GO  
OS|NE



PER/FOR/POUR  
INC-160/165-180

### EST-55165-180



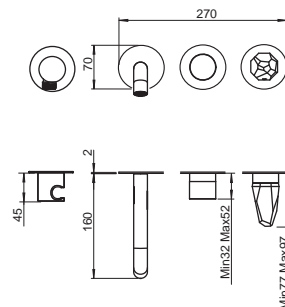
#### SET ESTERNO PER MISCELATORE MONOCOMANDO PER VASCA INCASSO 3 VIE CON FLESSIBILE E DOCCETTA

EXTERNAL SET FOR WALL 3 WAYS BATH MIXER WITH FLEXIBLE HOSE AND HAND SHOWER

SET EXTERNE POUR MITIGEUR BAIN DOUCHE ENCASTRÉ 3 SORTIES

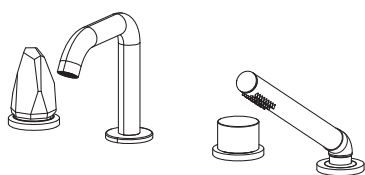
#### COD. / FIN. / LEVA - LEVER - LEVIER

C  
NO  
OO|RO|GO  
OS|NE



PER/FOR/POUR  
INC-160/165-180

### 121455



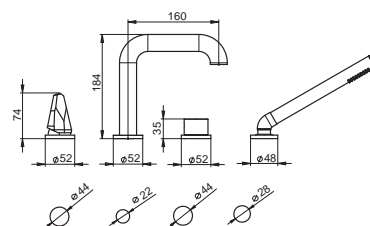
#### MISCELATORE MONOCOMANDO PER BORDO VASCA

DECK MOUNTED BATH MIXER

MITIGEUR POUR BAIN SUR GORGE

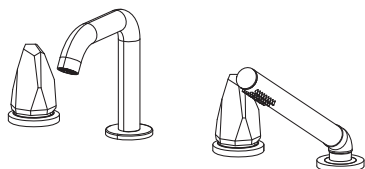
#### COD. / FIN. / LEVA - LEVER - LEVIER

C  
NO  
OO|RO|GO  
OS|NE



## ■ INFINITAMENTE

122255

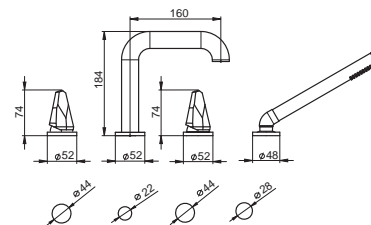


### MISCELATORE A DOPPIO COMANDO PER BORDO VASCA

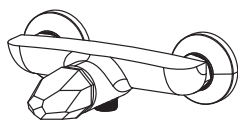
DECK MOUNTED 2 HANDLES BATH MIXER  
MELANGEUR POUR BAIN SUR GORGE

COD. / FIN. / LEVA - LEVER - LEVIER

C  
NO  
OO|RO|GO  
OS|NE



55300-180

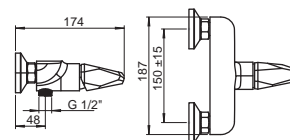


### MISCELATORE MONOCOMANDO PER DOCCIA ESTERNO

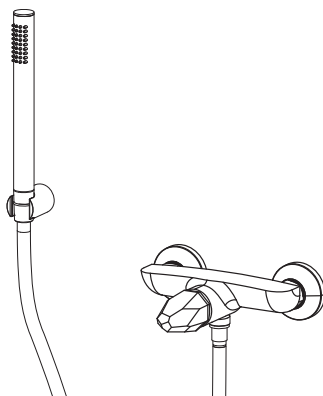
EXTERNAL SHOWER MIXER  
MITIGEUR DOUCHE EXTERIEUR

COD. / FIN. / LEVA - LEVER - LEVIER

C  
NO  
OO|RO|GO  
OS|NE



55310-180



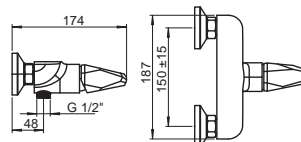
### MISCELATORE MONOCOMANDO PER DOCCIA ESTERNO CON FLESSIBILE E DOCCETTA

EXTERNAL SHOWER MIXER WITH FLEXIBLE HOSE AND HAND SHOWER

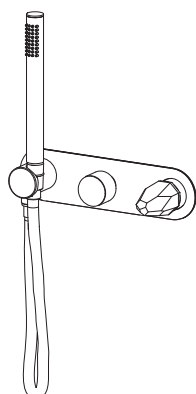
MITIGEUR DOUCHE EXTERIEUR AVEC FLEXIBLE ET DOUCHETTE

COD. / FIN. / LEVA - LEVER - LEVIER

C  
NO  
OO|RO|GO  
OS|NE



EST-55220-180



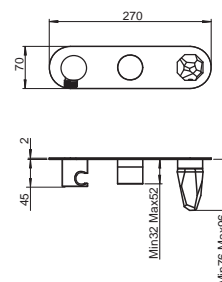
### SET ESTERNO PER MISCELATORE MONOCOMANDO PER DOCCIA INCASSO 2 VIE CON FLESSIBILE E DOCCETTA

EXTERNAL SET FOR WALL 2 WAYS SHOWER MIXER WITH FLEXIBLE HOSE AND HAND SHOWER

SET EXTERNE POUR MITIGEUR DOUCHE ENCASTRÉ AVEC FLEXIBLE ET DOUCHETTE

COD. / FIN. / LEVA - LEVER - LEVIER

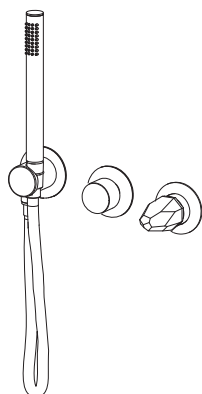
C  
NO  
OO|RO|GO  
OS|NE



PER/FOR/POUR  
INC-220/225-180

## ■ INFINITAMENTE

### EST-55225-180



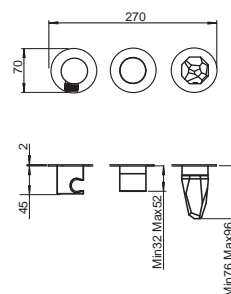
**SET ESTERNO PER MISCELATORE MONOCOMANDO  
PER DOCCIA INCASSO 2 VIE CON FLESSIBILE E  
DOCCETTA**

EXTERNAL SET FOR WALL 2 WAYS SHOWER MIXER  
WITH FLEXIBLE HOSE AND HAND SHOWER

SET EXTERNE POUR MITIGEUR DOUCHE ENCASTRÉ  
AVEC FLEXIBLE ET DOUCHETTE

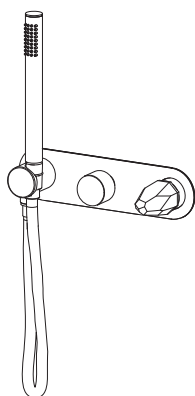
**COD. / FIN. / LEVA - LEVER - LEVIER**

C  
NO  
OO|RO|GO  
OS|NE



PER/FOR/POUR  
INC-220/225-180

### EST-55240-180



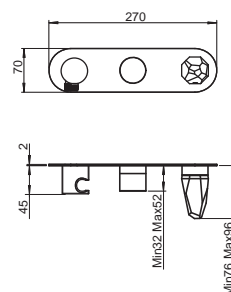
**SET ESTERNO PER MISCELATORE MONOCOMANDO  
PER DOCCIA INCASSO 3 VIE CON FLESSIBILE E  
DOCCETTA**

EXTERNAL SET FOR WALL 3 WAYS SHOWER MIXER  
WITH FLEXIBLE HOSE AND HAND SHOWER

SET EXTERNE POUR MITIGEUR DOUCHE ENCASTRÉ  
AVEC FLEXIBLE ET DOUCHETTE 3 SORTIES

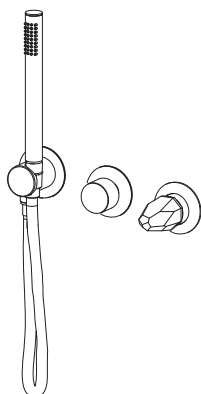
**COD. / FIN. / LEVA - LEVER - LEVIER**

C  
NO  
OO|RO|GO  
OS|NE



PER/FOR/POUR  
INC-240/245-180

### EST-55245-180



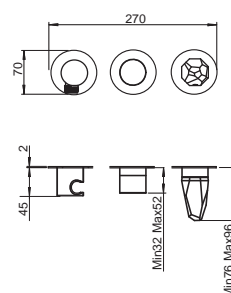
**SET ESTERNO PER MISCELATORE MONOCOMANDO  
PER DOCCIA INCASSO 3 VIE CON FLESSIBILE E  
DOCCETTA**

EXTERNAL SET FOR WALL 3 WAYS SHOWER MIXER  
WITH FLEXIBLE HOSE AND HAND SHOWER

SET EXTERNE POUR MITIGEUR DOUCHE ENCASTRÉ  
AVEC FLEXIBLE ET DOUCHETTE 3 SORTIES

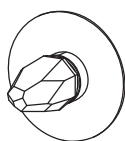
**COD. / FIN. / LEVA - LEVER - LEVIER**

C  
NO  
OO|RO|GO  
OS|NE



PER/FOR/POUR  
INC-240/245-180

### EST-55250-180



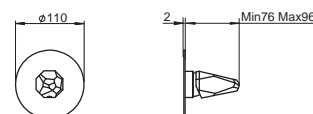
**SET ESTERNO PER MISCELATORE MONOCOMANDO  
PER DOCCIA INCASSO 1 VIA**

EXTERNAL SET FOR WALL 1 WAY SHOWER MIXER

SET EXTERNE POUR MITIGEUR DOUCHE ENCASTRÉ  
1 SORTIE

**COD. / FIN. / LEVA - LEVER - LEVIER**

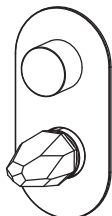
C  
NO  
OO|RO|GO  
OS|NE



PER/FOR/POUR  
INC-250-BOX-180

## ■ INFINITAMENTE

### EST-55200-180

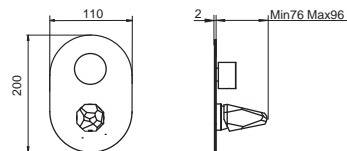


#### SET ESTERNO PER MISCELATORE MONOCOMANDO PER DOCCIA INCASSO 2 VIE

EXTERNAL SET FOR WALL 2 WAYS SHOWER MIXER  
SET EXTERNE POUR MITIGEUR DOUCHE ENCASTRÉ 2 SORTIES

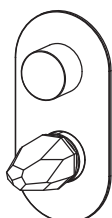
#### COD. / FIN. / LEVA - LEVER - LEVIER

C  
NO  
OO|RO|GO  
OS|NE



PER/FOR/POUR  
INC-200-BOX -180

### EST-55230-180

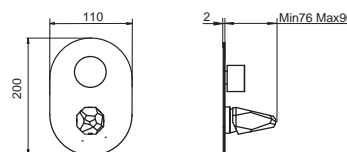


#### SET ESTERNO PER SET ESTERNO PER MISCELATORE MONOCOMANDO PER DOCCIA INCASSO A 3 VIE

EXTERNAL SET FOR CONCEALED 3 WAYS SHOWER MIXER  
SET EXTERNE POUR MITIGEUR ENCASTRÉ POUR DOUCHE 3 VOIES

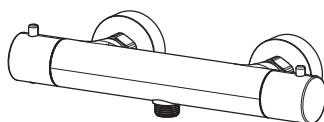
#### COD. / FIN. / LEVA - LEVER - LEVIER

C  
NO  
OO|RO|GO  
OS|NE



PER/FOR/POUR  
INC-230-BOX -180

### 165540



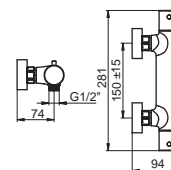
#### MISCELATORE TERMOSTATICO PER DOCCIA ESTERNO

EXTERNAL THERMOSTATIC SHOWER MIXER  
MITIGEUR THERMOSTATIQUE EXTERIEUR POUR DOUCHE

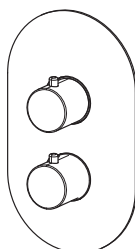
#### COD. / FIN. / LEVA - LEVER - LEVIER

C  
NO  
OO|RO|GO  
OS|NE

FIRO



### EST-55258



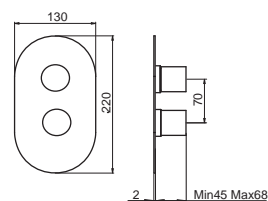
#### SET ESTERNO PER MISCELATORE TERMOSTATICO PER DOCCIA INCASSO A 1 VIA

EXTERNAL SET FOR CONCEALED 1 WAY THERMOSTATIC SHOWER MIXER

SET EXTERNE POUR MITIGEUR THERMOSTATIQUE ENCASTRÉ POUR DOUCHE 1 VOIE

#### COD. / FIN. / LEVA - LEVER - LEVIER

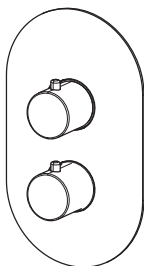
C  
NO  
OO|RO|GO  
OS|NE



PER/FOR/POUR  
INC-258-BOX

## ■ INFINITAMENTE

### EST-55208



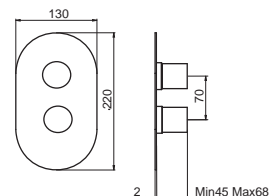
#### SET ESTERNO PER MISCELATORE TERMOSTATICO PER DOCCIA INCASSO A 2 VIE

EXTERNAL SET FOR CONCEALED 2 WAYS THERMOSTATIC SHOWER MIXER

SET EXTERNE POUR MITIGEUR THERMOSTATIQUE ENCASTRÉ POUR DOUCHE 2 VOIES

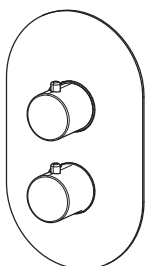
#### COD. / FIN. / LEVA - LEVER - LEVIER

C  
NO  
OO|RO|GO  
OS|NE



PER/FOR/POUR  
INC-208-BOX

### EST-55238



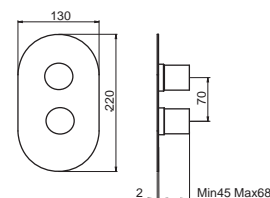
#### SET ESTERNO PER MISCELATORE TERMOSTATICO PER DOCCIA INCASSO A 3 VIE

EXTERNAL SET FOR CONCEALED 3 WAYS THERMOSTATIC SHOWER MIXER

SET EXTERNE POUR MITIGEUR THERMOSTATIQUE ENCASTRÉ POUR DOUCHE 3 VOIES

#### COD. / FIN. / LEVA - LEVER - LEVIER

C  
NO  
OO|RO|GO  
OS|NE



PER/FOR/POUR  
INC-238-BOX

### EST-55340



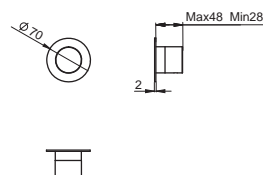
#### SET ESTERNO PER RUBINETTO D'ARRESTO DA INCASSO

EXTERNAL SET FOR CONCEALED STOPCOCK

SET EXTERNE POUR ROBINET D'ARRET ENCASTRÉ

#### COD. / FIN. / LEVA - LEVER - LEVIER

C  
NO  
OO|RO|GO  
OS|NE



PER/FOR/POUR  
INC-340

### EST-55345



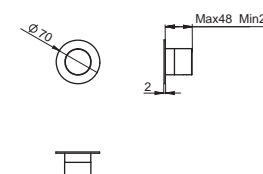
#### SET ESTERNO PER DEVIATORE DA INCASSO 2 VIE

EXTERNAL SET FOR CONCEALED 2 WAYS DIVERTER

SET EXTERNE POUR INVERSEUR ENCASTRÉ 2 VOIES

#### COD. / FIN. / LEVA - LEVER - LEVIER

C  
NO  
OO|RO|GO  
OS|NE



PER/FOR/POUR  
INC-345

## ■ INFINITAMENTE

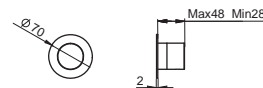
### EST-55346



**SET ESTERNO PER DEVIATORE DA INCASSO 3 VIE**  
EXTERNAL SET FOR CONCEALED 3 WAYS DIVERTER  
SET EXTERNE POUR INVERSEUR ENCASTRÉ 3 VOIES

**COD. / FIN. / LEVA - LEVER - LEVIER**

C  
NO  
OO|RO|GO  
OS|NE



PER/FOR/POUR  
**INC-346**

### EST-55347



**SET ESTERNO PER DEVIATORE DA INCASSO 4 VIE**  
EXTERNAL SET FOR CONCEALED 4 WAYS DIVERTER  
SET EXTERNE POUR INVERSEUR ENCASTRÉ 4 VOIES

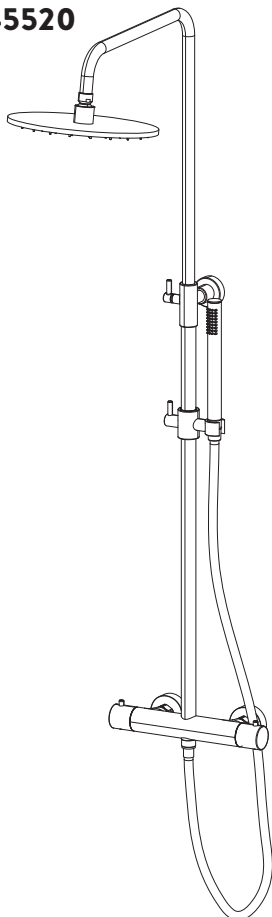
**COD. / FIN. / LEVA - LEVER - LEVIER**

C  
NO  
OO|RO|GO  
OS|NE



PER/FOR/POUR  
**INC-347**

### 245520



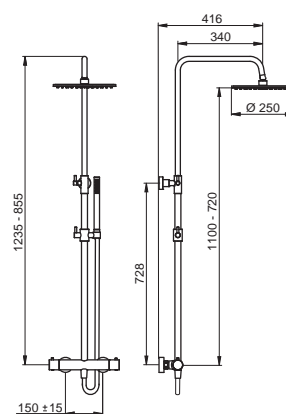
**COLONNA DOCCIA TELESCOPICA CON MISCELATORE TERMOSTATICO, DEVIATORE A 2 VIE, ACCESSORI E SOFFIONE IN OTTONE**

TELESCOPIC ROUND SHOWER COLUMN WITH THERMOSTATIC MIXER, 2 WAYS DIVERTER AND BRASS SHOWER HEAD AND ACCESSORIES

COLONNE DE DOUCHE TÉLESCOPIQUE RONDE AVEC MITIGEUR THERMOSTATIQUE, INVERSEUR 2 SORTIES, ACCESSOIRES ET POMME DE DOUCHE EN LAITON

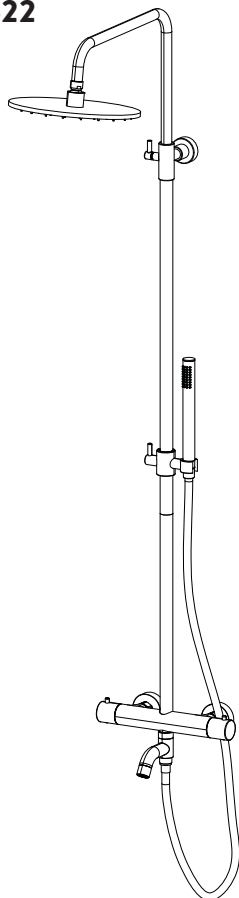
**COD. / FIN. / LEVA - LEVER - LEVIER**

C  
NO  
OO|RO|GO  
OS|NE



## ■ INFINITAMENTE

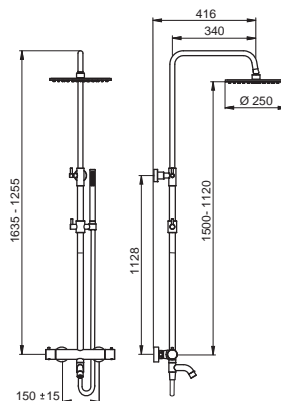
245522



**COLONNA DOCCIA TELESCOPICA CON MISCELATORE TERMOSTATICO, DEVIATORE A 2 VIE, BOCCA VASCA DEVIATRICE, ACCESSORI E SOFFIONE IN OTTONE**

TELESCOPIC ROUND SHOWER COLUMN WITH THERMOSTATIC MIXER, 2 WAYS DIVERTER, BRASS SHOWER HEAD AND ACCESSORIES AND DIVERTED BATH SPOUT

COLONNE DE DOUCHE TÉLESCOPIQUE RONDE AVEC MITIGEUR THERMOSTATIQUE, INVERSEUR 2 SORTIES, ACCESSOIRES ET POMME DE DOUCHE EN LAITON BEC INVERSEUR POUR BAIGNOIRE

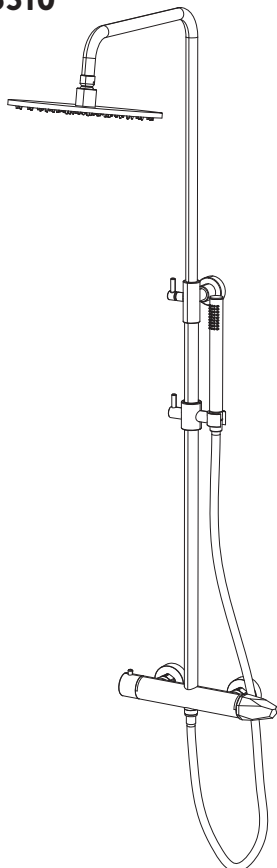


**COD. / FIN. / LEVA - LEVER - LEVIER**

C  
NO  
OO|RO|GO  
OS|NE



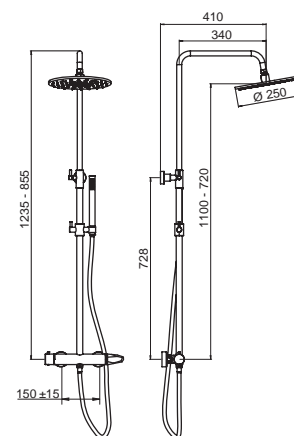
245510



**COLONNA DOCCIA TELESCOPICA CON MISCELATORE, DEVIATORE A 2 VIE, ACCESSORI E SOFFIONE IN OTTONE**

TELESCOPIC ROUND SHOWER COLUMN WITH MIXER, 2 WAYS DIVERTER AND BRASS SHOWER HEAD AND ACCESSORIES

COLONNE DE DOUCHE TÉLESCOPIQUE RONDE AVEC MITIGEUR, INVERSEUR 2 SORTIES, ACCESSOIRES ET POMME DE DOUCHE EN LAITON



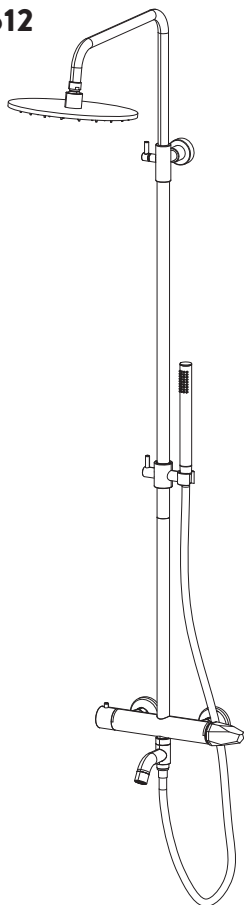
**COD. / FIN. / LEVA - LEVER - LEVIER**

C  
NO  
OO|RO|GO  
OS|NE



## ■ INFINITAMENTE

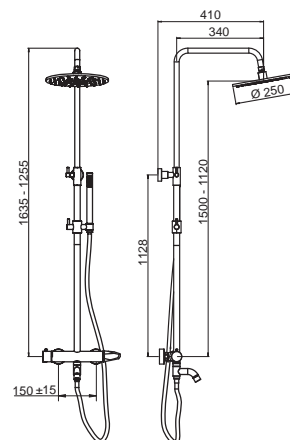
245512



**COLONNA DOCCIA TELESCOPICA CON MISCELATORE, DEVIATORE A 2 VIE, BOCCA VASCA DEVIATRICE, ACCESSORI E SOFFIONE IN OTTONE**

TELESCOPIC ROUND SHOWER COLUMN WITH MIXER, 2 WAYS DIVERTER, BRASS SHOWER HEAD AND ACCESSORIES AND DIVERTED BATH SPOUT

COLONNE DE DOUCHE TÉLESCOPIQUE RONDE AVEC MITIGEUR, INVERSEUR 2 SORTIES, ACCESSOIRES ET POMME DE DOUCHE EN LAITON  
BEC INVERSEUR POUR BAIGNOIRE

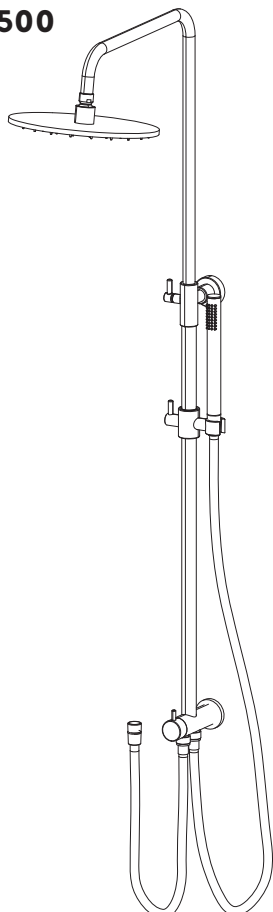


**COD. / FIN. / LEVA - LEVER - LEVIER**

C  
NO  
OO|RO|GO  
OS|NE



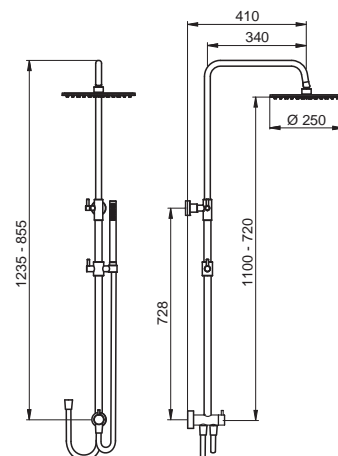
245500



**COLONNA DOCCIA TELESCOPICA SENZA MISCELATORE CON DEVIATORE A 2 VIE, ACCESSORI E SOFFIONE IN OTTONE**

TELESCOPIC ROUND SHOWER COLUMN WITHOUT MIXER, 2 WAYS DIVERTER AND BRASS SHOWER HEAD AND ACCESSORIES

COLONNE DE DOUCHE TÉLESCOPIQUE RONDE SANS MITIGEUR, AVEC INVERSEUR 2 SORTIES, ACCESSOIRES ET POMME DE DOUCHE EN LAITON



**COD. / FIN. / LEVA - LEVER - LEVIER**

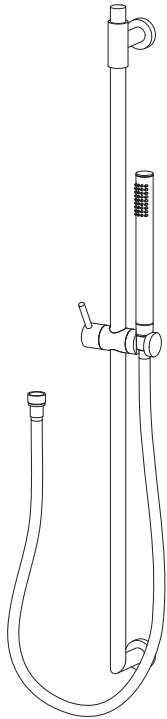
C  
NO  
OO|RO|GO  
OS|NE





## ■ INFINITAMENTE

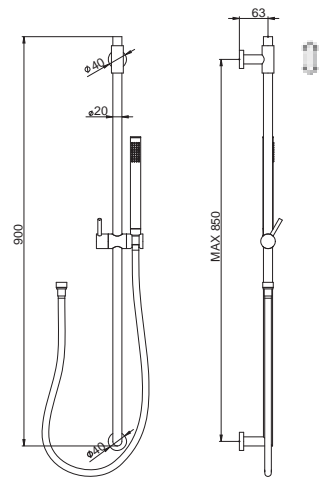
**S200**



**SALISCENDI MINIMALE TONDO IN OTTONE CON ACCESSORI**

MINIMAL BRASS ROUND SHOWER BAR WITH ACCESSORIES

BARRE DE DOUCHE MINIMAL RONDE EN LAITON AVEC ACCESSORIES



**COD. / FIN. / LEVA - LEVER - LEVIER**

C  
NO|BI  
OO|RO|GO|BR|RA|NS|TU  
OR|OS|NE



PVC LUX

1 JET

## ■ INFINITAMENTE

---

# OGGETTO

DESIGN BY SIMONE MICHELI





## SIMONE MICHELI

Simone Micheli fonda lo Studio d'Architettura nel 1990 e nel 2003, con Roberta Colla, la società di progettazione Simone Micheli Architectural Hero con sede a Firenze, Milano, Puntaldia, Dubai, Rabat e Busan. La sua attività professionale si articola in plurime direzioni: dai master plan all'architettura e interior, dal design al visual passando per la grafica, la comunicazione e l'organizzazione di eventi. Le sue creazioni, sostenibili e sempre attente all'ambiente, sono connotate da una forte identità e unicità. Numerose sono le sue realizzazioni per le pubbliche amministrazioni e per importanti committenze private connesse al mondo residenziale e della collettività. È curatore di mostre tematiche - contract e non solo - nell'ambito delle più importanti fiere internazionali di settore. In collaborazione con Roberta Colla ed il suo team di professionisti, tiene master, conferenze, workshop e lecture presso università, istituti di cultura, enti ed istituzioni di molte città del mondo. I suoi lavori sono stati presentati nell'ambito delle più importanti rassegne espositive internazionali. Molte sono le pubblicazioni su riviste, magazine, quotidiani italiani ed internazionali.

founded the Architecture Studio in 1990 and in 2003 he created the architecture company Simone Micheli Architectural Hero together with Roberta Colla. The society is based in Florence, Milan, Puntaldia, Dubai, Rabat and Busan. His professional activity ranges from master plans and architecture to interior, from design to visual, through graphics, communication and event organization. His creations, always sustainable and environmentally conscious, are characterized by a strong identity and uniqueness. Many are his creations for public administrations and important private clients connected to the community and to the residential world. He is the curator of thematic exhibitions - contract, but not only - at the main international architecture, design and hospitality fairs. In collaboration with Roberta Colla and his team of professionals, he holds masters, conferences, workshops and lectures at universities, cultural institutes and institutions in many cities around the world. His works have been featured in the most important international exhibitions as well as in Italian and international newspapers, magazines and periodicals.

Simone Micheli a fondé le "Studio d'Architettura" en 1990 et en 2003, avec Roberta Colla, ils ont créé la société de conception Simone Micheli Architectural Hero basée à Florence, Milan, Puntaldia, Dubai, Rabat et Busan. Son activité professionnelle touche plusieurs domaines: des master plans à l'architecture et interior, du design et visual design passant par le graphisme, la communication et l'organisation d'évènements. Ses créations, durables et toujours respectueuses de l'environnement, sont caractérisées par une forte identité et singularité. Nombreuses sont ses réalisations pour des administrations publiques ou pour d'importantes commissions privées connectées au monde résidentiel et de la collectivité. Il est commissaire d'expositions thématiques au sein des plus importantes foires internationales du secteur. En collaboration avec Roberta Colla et son équipe de professionnels, il tient des classes de master, des conférences, des workshops et des lectures au près d'universités, d'instituts culturels, d'établissements et d'institutions dans plusieurs villes à travers le monde. Ses réalisations ont été présentées dans le cadre des plus importantes expositions. Nombreuses sont les publications dans des revues, magazines, quotidiens italiens et internationaux.

# PROGETTO

DESIGN BY SIMONE MICHELI



Finiture - Finishes - Finitions



## COLLEZIONE PROGETTO DESIGN

# OGGETTO DESIGN

---

### OGGETTO PER ARTIS

Tradurre la complessità del contemporaneo in semplicità funzionale, estetica, di contenuto. Questo il leitmotiv che ha animato il mio design per Artis, dando forma ad un rubinetto dal sapore unico e determinato ma versatile ed adatto alle differenti idee di bagno che animano la contemporaneità. Un corpo unico e due leve rendono OGGETTO perfetto per soddisfare ogni desiderio.

### OGGETTO FOR ARTIS

Translating the complexity of the contemporary into functional simplicity, aesthetic, of content. This is the leitmotiv that animated my design for Artis, giving shape to a tap with a unique and determined flavor but versatile and suitable to the different bathroom ideas that animate contemporaneity. A unique body and two levers make OGGETTO perfect to satisfy every desire.

### OGGETTO POUR ARTIS

Traduire la complexité du contemporain en simplicité fonctionnelle, esthétique, du contenu. C'est le leitmotiv qui a animé mon design pour Artis, donnant forme à un robinet avec une saveur unique et déterminée mais polyvalente et appropriée aux différentes idées de salle de bain qui animent la contemporanéité. Un corps unique et deux leviers rendent OGGETTO parfait pour satisfaire tous les désirs.





































■ **OGGETTO DESIGN**

31400  
 31402



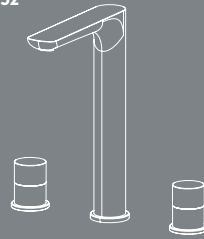
31450  
 31452



31470  
 31472



31550  
 31552



EST-31350  
 EST-31352



EST-31350-180  
 EST-31352-180

EST-31360  
 EST-31362

EST-31360-180  
 EST-31362-180

EST-31380  
 EST-31382

EST-31380-DX  
 EST-31382-DX



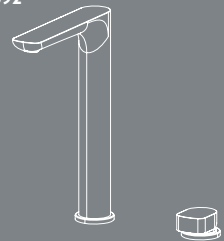
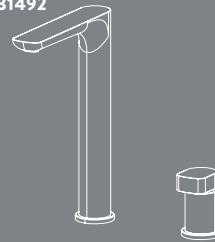
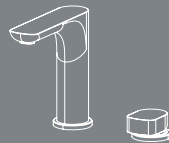
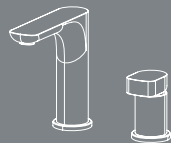
EST-31380-SX  
 EST-31382-SX

31480  
 31482

31580  
 31582

31490  
 31492

31590  
 31592



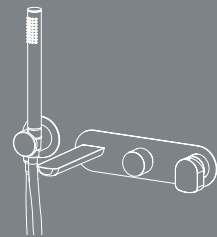
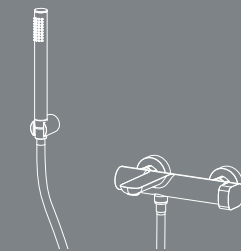

31330  
 31332

31500  
 31502

31100

141031

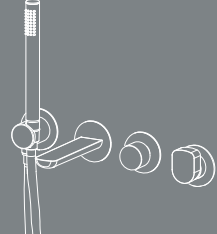
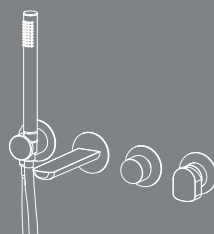
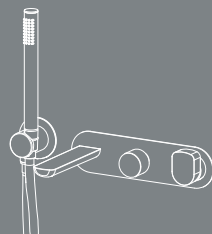
EST-31150  
 EST-31160



EST-31150-180  
 EST-31160-180

EST-31155  
 EST-31165

EST-31155-180  
 EST-31165-180

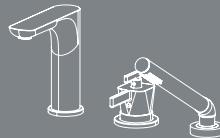


121431

122231

122131

31300

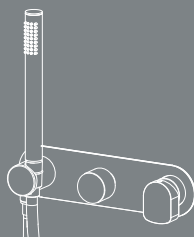


■ **OGGETTO DESIGN**

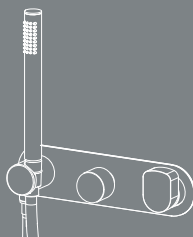
31310



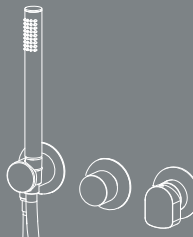
EST-31220  
 EST-31240



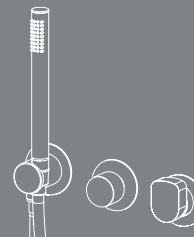
EST-31220-180  
 EST-31240-180



EST-31225  
 EST-31245



EST-31225-180  
 EST-31245-180



EST-31250



EST-31250-180



EST-31200  
 EST-31230



EST-31200-180  
 EST-31230-180



163140



EST-31258  
 EST-31208  
 EST-31238



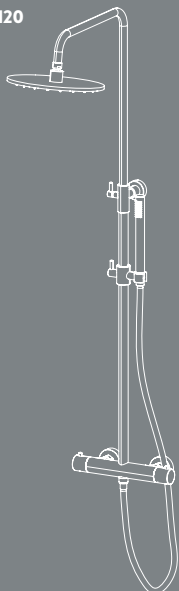
083131  
 083141



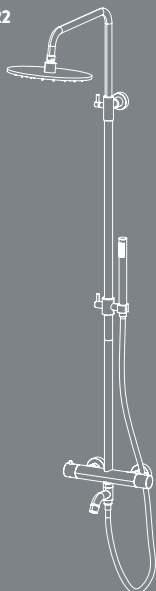
EST-31340  
 EST-31345  
 EST-31346  
 EST-31347



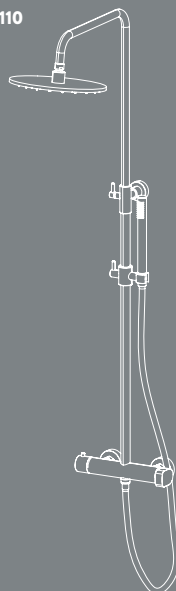
243120



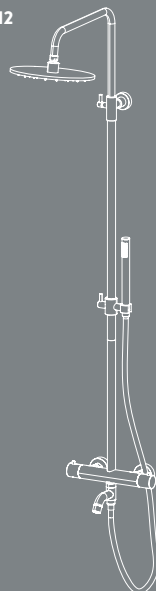
243122



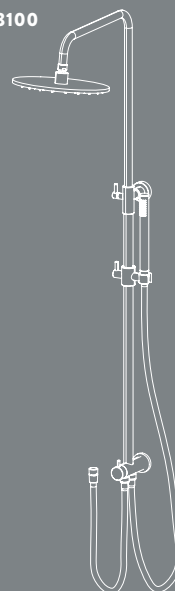
243110



243112



243100



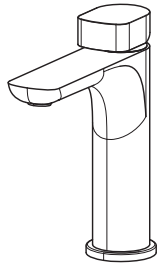
S200





■ **OGGETTO DESIGN**

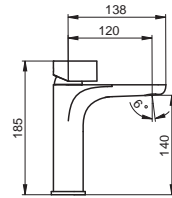
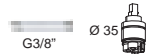
**31400**



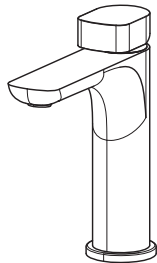
**MISCELATORE MONOCOMANDO PER LAVABO SENZA SCARICO**

WASH-BASIN MIXER WITHOUT WASTE  
 MITIGEUR POUR LAVABO SANS VIDAGE

**FIN.**  
 C  
 BI|NO  
 OO|RO|RA|NS|TU  
 OR|OS



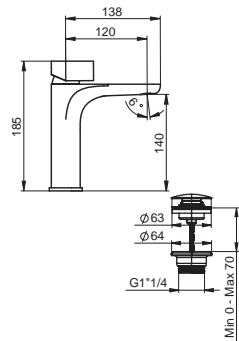
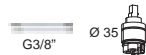
**31402**



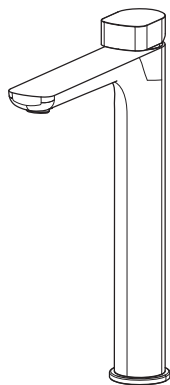
**MISCELATORE MONOCOMANDO PER LAVABO CON SCARICO CLICK CLACK DA 1 1/4**

WASH-BASIN MIXER WITH 1 1/4 CLICK CLACK WASTE  
 MITIGEUR POUR LAVABO AVEC VIDAGE CLICK CLACK 1 1/4

**FIN.**  
 C  
 BI|NO  
 OO|RO|RA|NS|TU  
 OR|OS



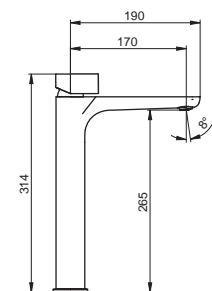
**31450**



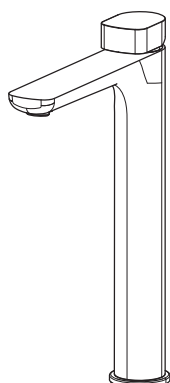
**MISCELATORE MONOCOMANDO PER LAVABO ALTO SENZA SCARICO**

WASH-BASIN MIXER TALL WITHOUT WASTE  
 MITIGEUR POUR LAVABO HAUTE SANS VIDAGE

**FIN.**  
 C  
 BI|NO  
 OO|RO|RA|NS|TU  
 OR|OS



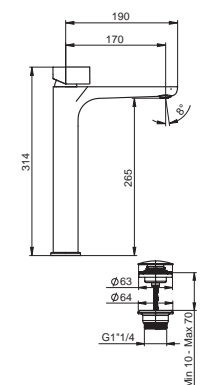
**31452**



**MISCELATORE MONOCOMANDO PER LAVABO ALTO CON SCARICO CLICK CLACK DA 1 1/4**

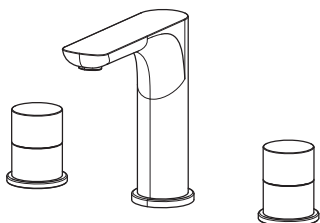
WASH-BASIN MIXER TALL WITH 1 1/4 CLICK CLACK WASTE  
 MITIGEUR POUR LAVABO HAUTE AVEC VIDAGE CLICK CLACK 1 1/4

**FIN.**  
 C  
 BI|NO  
 OO|RO|RA|NS|TU  
 OR|OS



■ **OGGETTO DESIGN**

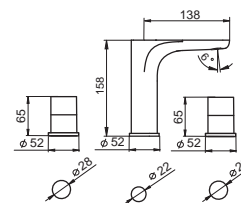
**31470**



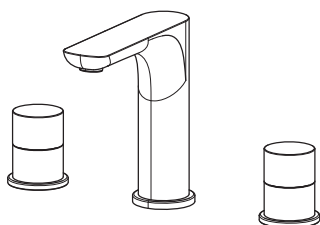
**MISCELATORE A DOPPIO COMANDO PER LAVABO SENZA SCARICO**

WASH-BASIN 2 HANDLES MIXER WITHOUT WASTE  
 MELANGEUR POUR LAVABO SANS VIDAGE

**FIN.**  
 C  
 BI|NO  
 OO|RO|RA|NS|TU  
 OR|OS



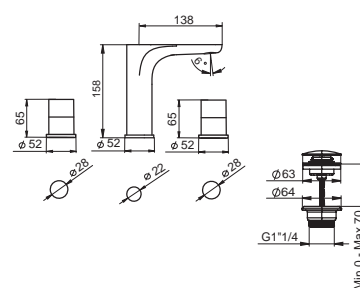
**31472**



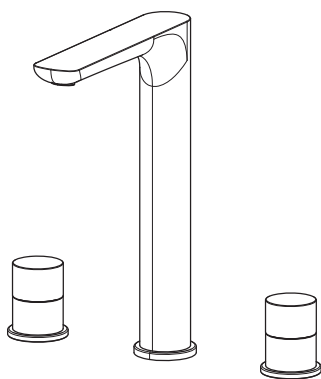
**MISCELATORE A DOPPIO COMANDO PER LAVABO CON SCARICO CLICK CLACK DA 1"1/4**

WASH-BASIN 2 HANDLES MIXER WITH 1"1/4 CLICK CLACK WASTE  
 MELANGEUR POUR LAVABO AVEC VIDAGE CLICK CLACK 1"1/4

**FIN.**  
 C  
 BI|NO  
 OO|RO|RA|NS|TU  
 OR|OS



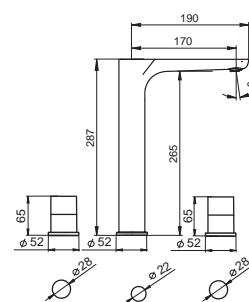
**31550**



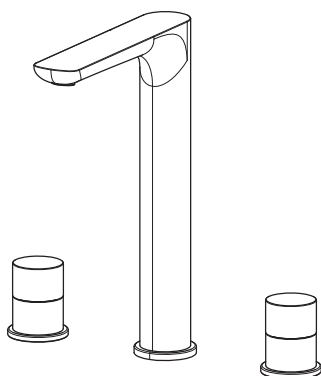
**MISCELATORE A DOPPIO COMANDO PER LAVABO SENZA SCARICO**

WASH-BASIN 2 HANDLES MIXER WITHOUT WASTE  
 MELANGEUR POUR LAVABO SANS VIDAGE

**FIN.**  
 C  
 BI|NO  
 OO|RO|RA|NS|TU  
 OR|OS



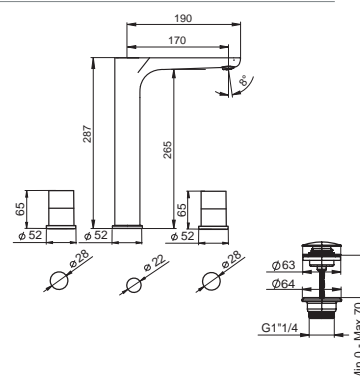
**31552**



**MISCELATORE A DOPPIO COMANDO PER LAVABO CON SCARICO CLICK CLACK DA 1"1/4**

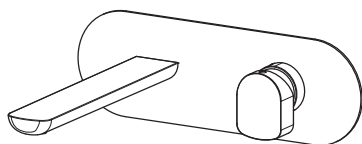
WASH-BASIN 2 HANDLES MIXER WITH 1"1/4 CLICK CLACK WASTE  
 MELANGEUR POUR LAVABO AVEC VIDAGE CLICK CLACK 1"1/4

**FIN.**  
 C  
 BI|NO  
 OO|RO|RA|NS|TU  
 OR|OS



## OGGETTO DESIGN

### EST-31350



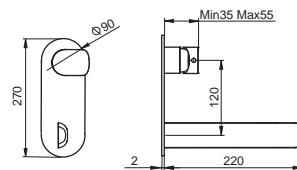
**SET ESTERNO PER MISCELATORE MONOCOMANDO  
PER LAVABO DA INCASSO A PARETE SENZA SCARICO**

EXTERNAL SET FOR CONCEALED WASH-BASIN MIXER  
WITHOUT WASTE

SET EXTERNE POUR MITIGEUR ENCASTRÉ POUR  
LAVABO SANS VIDAGE

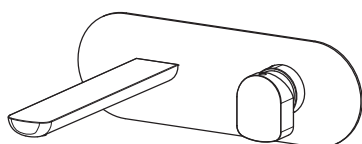
**FIN.**

C  
BI|NO  
OO|RO|RA|NS|TU  
OR|OS



PER/FOR/POUR  
**INC-350/360-BOX**

### EST-31352



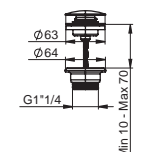
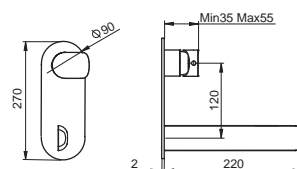
**SET ESTERNO PER MISCELATORE MONOCOMANDO  
PER LAVABO DA INCASSO A PARETE CON SCARICO  
CLICK CLACK DA 1"1/4**

EXTERNAL SET FOR CONCEALED WASH-BASIN MIXER  
WITH 1"1/4 CLICK CLACK WASTE

SET EXTERNE POUR MITIGEUR ENCASTRÉ POUR  
LAVABO AVEC VIDAGE CLICK CLACK 1"1/4

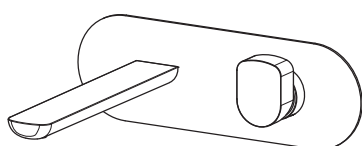
**FIN.**

C  
BI|NO  
OO|RO|RA|NS|TU  
OR|OS



PER/FOR/POUR  
**INC-350/360-BOX**

### EST-31350-180



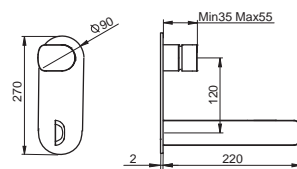
**SET ESTERNO PER MISCELATORE MONOCOMANDO  
PER LAVABO DA INCASSO A PARETE SENZA  
SCARICO**

EXTERNAL SET FOR CONCEALED WASH-BASIN  
MIXER WITHOUT WASTE

SET EXTERNE POUR MITIGEUR ENCASTRÉ POUR  
LAVABO SANS VIDAGE

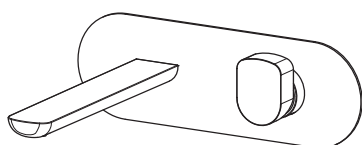
**FIN.**

C  
BI|NO  
OO|RO|RA|NS|TU  
OR|OS



PER/FOR/POUR  
**INC-350/360-BOX-180**

### EST-31352-180



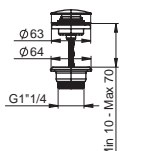
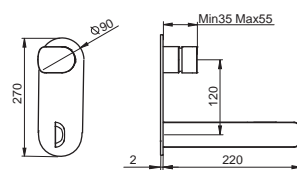
**SET ESTERNO PER MISCELATORE MONOCOMANDO  
PER LAVABO DA INCASSO A PARETE CON SCARICO  
CLICK CLACK DA 1"1/4**

EXTERNAL SET FOR CONCEALED WASH-BASIN  
MIXER WITH 1"1/4 CLICK CLACK WASTE

SET EXTERNE POUR MITIGEUR ENCASTRÉ POUR  
LAVABO AVEC VIDAGE CLICK CLACK 1"1/4

**FIN.**

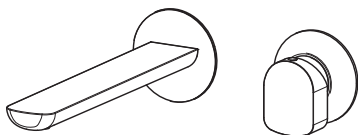
C  
BI|NO  
OO|RO|RA|NS|TU  
OR|OS



PER/FOR/POUR  
**INC-350/360-BOX-180**

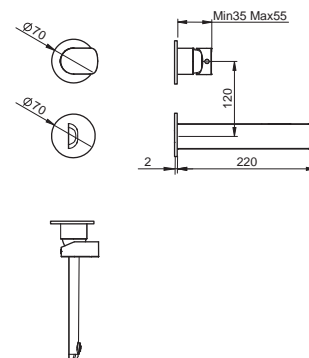
■ **OGGETTO DESIGN**

**EST-31360**



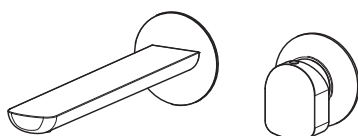
**SET ESTERNO PER MISCELATORE PER LAVABO DA INCASSO A PARETE SENZA SCARICO**  
 EXTERNAL SET FOR CONCEALED WASH-BASIN MIXER WITHOUT WASTE  
 SET EXTERNE POUR MITIGEUR ENCASTRÉ POUR LAVABO SANS VIDAGE

**FIN.**  
 C  
 BI|NO  
 OO|RO|RA|NS|TU  
 OR|OS



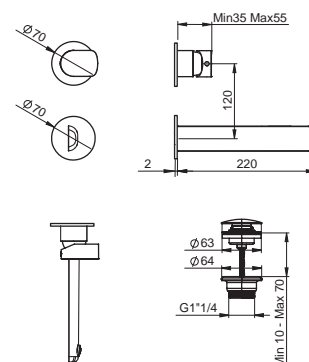
PER/FOR/POUR  
**INC-350/360-BOX**

**EST-31362**



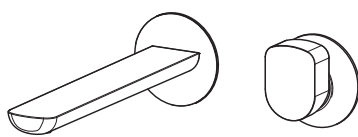
**SET ESTERNO PER MISCELATORE PER LAVABO DA INCASSO A PARETE CON SCARICO CLICK CLACK DA 1"1/4**  
 EXTERNAL SET FOR CONCEALED WASH-BASIN MIXER WITH 1"1/4 CLICK CLACK WASTE  
 SET EXTERNE POUR MITIGEUR ENCASTRÉ POUR LAVABO AVEC VIDAGE CLICK CLAK 1"1/4

**FIN.**  
 C  
 BI|NO  
 OO|RO|RA|NS|TU  
 OR|OS



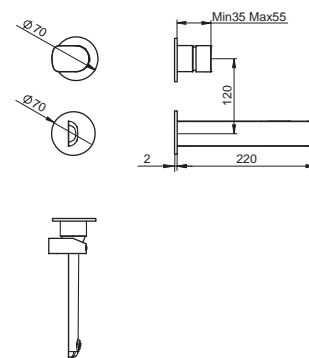
PER/FOR/POUR  
**INC-350/360-BOX**

**EST-31360-180**



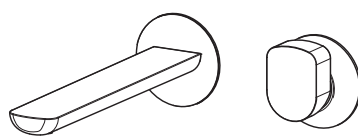
**SET ESTERNO PER MISCELATORE PER LAVABO DA INCASSO A PARETE SENZA SCARICO**  
 EXTERNAL SET FOR CONCEALED WASH-BASIN MIXER WITHOUT WASTE  
 SET EXTERNE POUR MITIGEUR ENCASTRÉ POUR LAVABO SANS VIDAGE

**FIN.**  
 C  
 BI|NO  
 OO|RO|RA|NS|TU  
 OR|OS



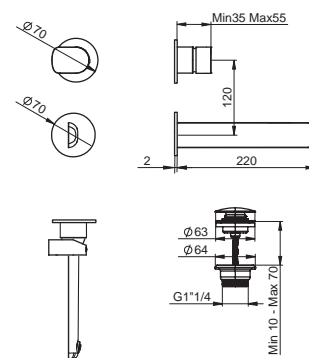
PER/FOR/POUR  
**INC-350/360-BOX-180**

**EST-31362-180**



**SET ESTERNO PER MISCELATORE PER LAVABO DA INCASSO A PARETE CON SCARICO CLICK CLACK DA 1"1/4**  
 EXTERNAL SET FOR CONCEALED WASH-BASIN MIXER WITH 1"1/4 CLICK CLACK WASTE  
 SET EXTERNE POUR MITIGEUR ENCASTRÉ POUR LAVABO AVEC VIDAGE CLICK CLAK 1"1/4

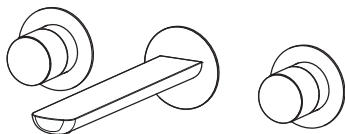
**FIN.**  
 C  
 BI|NO  
 OO|RO|RA|NS|TU  
 OR|OS



PER/FOR/POUR  
**INC-350/360-BOX-180**

## OGGETTO DESIGN

### EST-31380



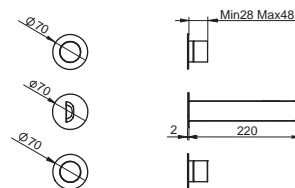
**SET ESTERNO PER MISCELATORE A DOPPIO  
COMANDO PER LAVABO DA INCASSO A PARETE  
SENZA SCARICO**

EXTERNAL SET FOR CONCEALED 2 HANDLES WASH-  
BASIN MIXER WITHOUT WASTE

SET EXTERNE POUR MELANGEUR ENCASTRÉ POUR  
LAVABO SANS VIDAGE

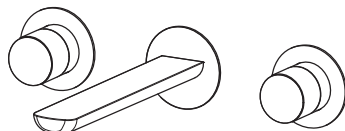
**FIN.**

C  
BI | NO  
OO | RO | RA | NS | TU  
OR | OS



PER/FOR/POUR  
INC-380

### EST-31382



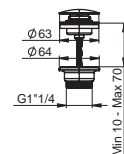
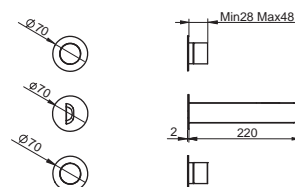
**SET ESTERNO PER MISCELATORE A DOPPIO  
COMANDO PER LAVABO DA INCASSO A PARETE  
CON SCARICO CLICK CLACK DA 1"1/4**

EXTERNAL SET FOR CONCEALED 2 HANDLES WASH-  
BASIN MIXER WITH 1"1/4 CLICK CLACK WASTE

SET EXTERNE POUR MELANGEUR ENCASTRÉ POUR  
LAVABO AVEC VIDAGE CLICK CLACK 1"1/4

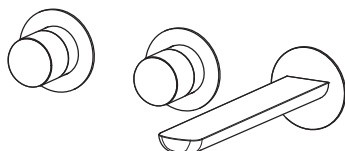
**FIN.**

C  
BI | NO  
OO | RO | RA | NS | TU  
OR | OS



PER/FOR/POUR  
INC-380

### EST-31380-DX



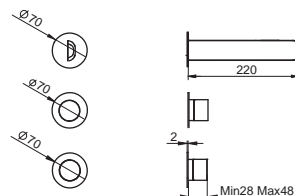
**SET ESTERNO PER MISCELATORE A DOPPIO  
COMANDO PER LAVABO DA INCASSO A PARETE  
SENZA SCARICO CON BOCCA A DESTRA**

EXTERNAL SET FOR CONCEALED 2 HANDLES WASH-  
BASIN MIXER WITHOUT WASTE WITH RIGHT SIDE  
SPOUT

SET EXTERNE POUR MELANGEUR ENCASTRÉ POUR  
LAVABO SANS VIDAGE AVEC BEC À DROITE

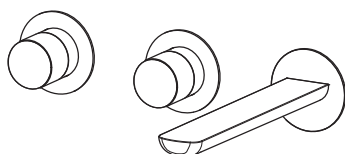
**FIN.**

C  
BI | NO  
OO | RO | RA | NS | TU  
OR | OS



PER/FOR/POUR  
INC-380-DX

### EST-31382-DX



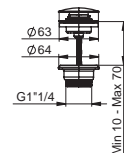
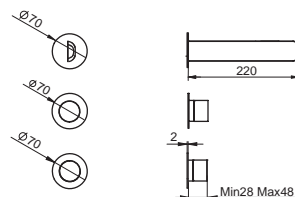
**SET ESTERNO PER MISCELATORE A DOPPIO  
COMANDO PER LAVABO DA INCASSO A PARETE  
CON SCARICO CLICK CLACK DA 1"1/4 CON BOCCA  
A DESTRA**

EXTERNAL SET FOR CONCEALED 2 HANDLES WASH-  
BASIN MIXER WITH 1"1/4 CLICK CLACK WASTE WITH  
RIGHT SIDE SPOUT

SET EXTERNE POUR MELANGEUR ENCASTRÉ POUR  
LAVABO AVEC VIDAGE CLICK CLACK 1"1/4 AVEC BEC  
À DROITE

**FIN.**

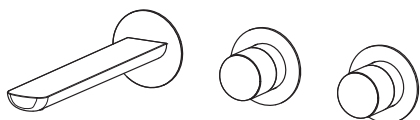
C  
BI | NO  
OO | RO | RA | NS | TU  
OR | OS



PER/FOR/POUR  
INC-380-DX

■ OGGETTO DESIGN

**EST-31380-SX**



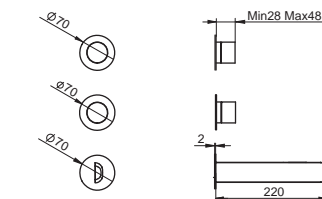
**SET ESTERNO PER MISCELATORE A DOPPIO COMANDO PER LAVABO DA INCASSO A PARETE SENZA SCARICO CON BOCCA A SINISTRA**

EXTERNAL SET FOR CONCEALED 2 HANDLES WASH-BASIN MIXER WITHOUT WASTE WITH LEFT SIDE SPOUT

SET EXTERNE POUR MELANGEUR ENCASTRÉ POUR LAVABO SANS VIDAGE AVEC BEC À GAUCHE

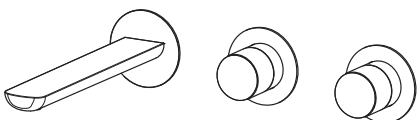
**FIN.**

C  
BI|NO  
OO|RO|RA|NS|TU  
OR|OS



PER/FOR/POUR  
**INC-380-SX**

**EST-31382-SX**



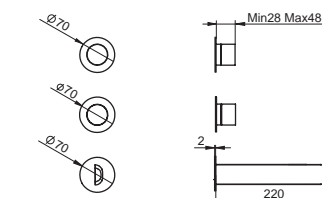
**SET ESTERNO PER MISCELATORE A DOPPIO COMANDO PER LAVABO DA INCASSO A PARETE CON SCARICO CLICK CLACK DA 1"1/4 CON BOCCA A SINISTRA**

EXTERNAL SET FOR CONCEALED 2 HANDLES WASH-BASIN MIXER WITH 1"1/4 CLICK CLACK WASTE WITH LEFT SIDE SPOUT

SET EXTERNE POUR MELANGEUR ENCASTRÉ POUR LAVABO AVEC VIDAGE CLICK CLACK 1"1/4 AVEC BEC À GAUCHE

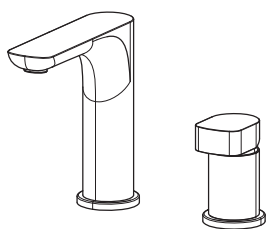
**FIN.**

C  
BI|NO  
OO|RO|RA|NS|TU  
OR|OS



PER/FOR/POUR  
**INC-380-SX**

**31480**



**MISCELATORE MONOCOMANDO PER LAVABO CON COMANDO REMOTO SENZA SCARICO**

WASH-BASIN MIXER WITH REMOTE CONTROL WITHOUT WASTE

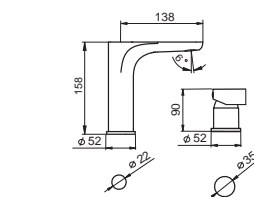
MITIGEUR POUR LAVABO AVEC CONTROLE LATÉRAL SANS VIDAGE

**FIN.**

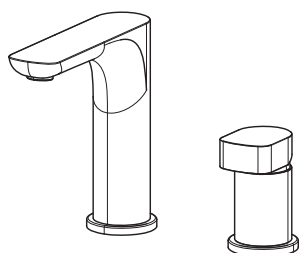
C  
BI|NO  
OO|RO|RA|NS|TU  
OR|OS

Per |For|Pour Energy Saving

Articolo | Item | Reference +0C3 (ES. 00000C-0C3) € 00C



**31482**



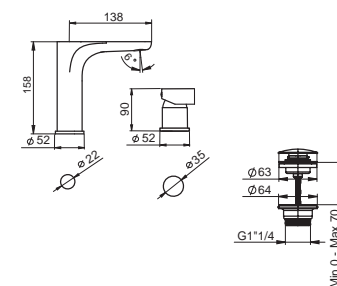
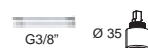
**MISCELATORE MONOCOMANDO PER LAVABO CON COMANDO REMOTO CON SCARICO CLICK CLACK DA 1"1/4**

WASH-BASIN MIXER WITH REMOTE CONTROL WITH 1"1/4 CLICK CLACK WASTE

MITIGEUR POUR LAVABO AVEC CONTROLE LATÉRAL AVEC VIDAGE CLICK CLACK 1"1/4

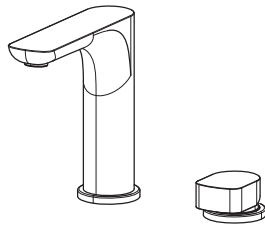
**FIN.**

C  
BI|NO  
OO|RO|RA|NS|TU  
OR|OS



■ **OGGETTO DESIGN**

**31580**



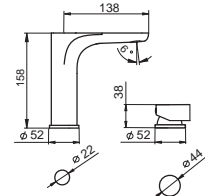
**MISCELATORE MONOCOMANDO PER LAVABO CON COMANDO REMOTO SENZA SCARICO**

WASH-BASIN MIXER WITH REMOTE CONTROL WITHOUT WASTE

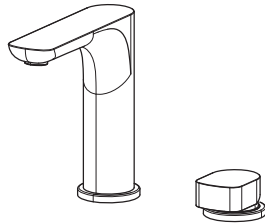
MITIGEUR POUR LAVABO AVEC CONTROLE LATÉRAL SANS VIDAGE

**FIN.**

C  
 BI|NO  
 OO|RO|RA|NS|TU  
 OR|OS



**31582**



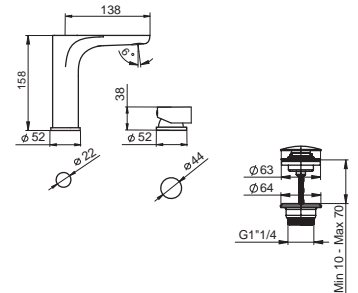
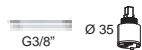
**MISCELATORE MONOCOMANDO PER LAVABO CON COMANDO REMOTO CON SCARICO CLICK CLACK DA 1\"/>**

WASH-BASIN MIXER WITH REMOTE CONTROL AND 1\"/>

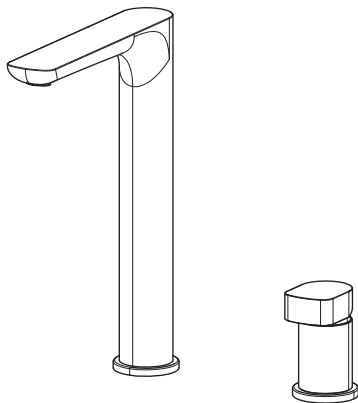
MITIGEUR POUR LAVABO AVEC CONTROLE LATÉRAL AVEC VIDAGE CLICK CLACK 1\"/>

**FIN.**

C  
 BI|NO  
 OO|RO|RA|NS|TU  
 OR|OS



**31490**



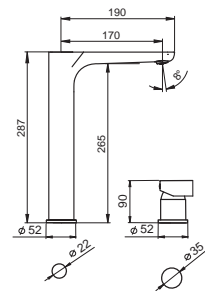
**MISCELATORE MONOCOMANDO PER LAVABO ALTO CON COMANDO REMOTO SENZA SCARICO**

WASH-BASIN MIXER TALL WITH REMOTE CONTROL WITHOUT WASTE

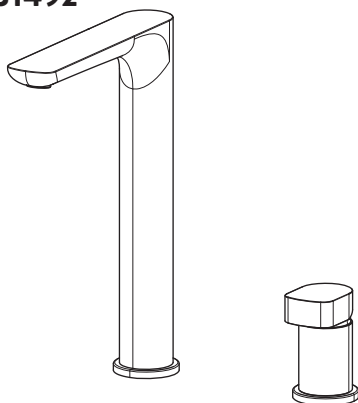
MITIGEUR POUR LAVABO HAUTE AVEC CONTROLE LATÉRAL SANS VIDAGE

**FIN.**

C  
 BI|NO  
 OO|RO|RA|NS|TU  
 OR|OS



**31492**



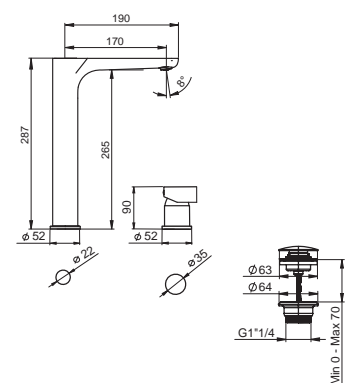
**MISCELATORE MONOCOMANDO PER LAVABO ALTO CON COMANDO REMOTO CON SCARICO CLICK CLACK DA 1\"/>**

WASH-BASIN MIXER TALL WITH REMOTE CONTROL WITH 1\"/>

MITIGEUR POUR LAVABO HAUTE AVEC CONTROLE LATÉRAL AVEC VIDAGE CLICK CLACK 1\"/>

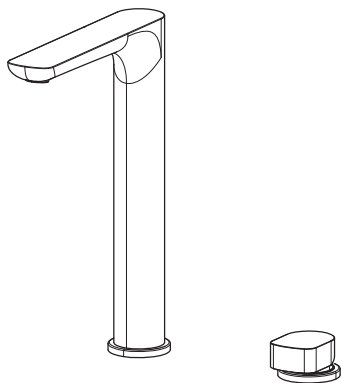
**FIN.**

C  
 BI|NO  
 OO|RO|RA|NS|TU  
 OR|OS



■ **OGGETTO DESIGN**

**31590**

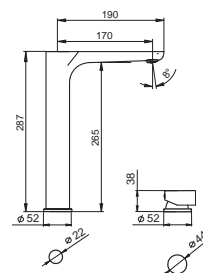


**MISCELATORE MONOCOMANDO PER LAVABO ALTO  
 CON COMANDO REMOTO SENZA SCARICO**

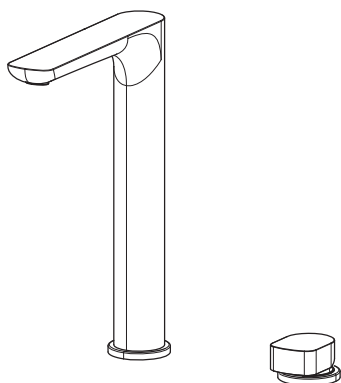
WASH-BASIN MIXER TALL WITH REMOTE CONTROL  
 WITHOUT WASTE

MITIGEUR POUR LAVABO HAUTE AVEC CONTROLE  
 LATÉRAL SANS VIDAGE

**FIN.**  
 C  
 BI|NO  
 OO|RO|RA|NS|TU  
 OR|OS



**31592**

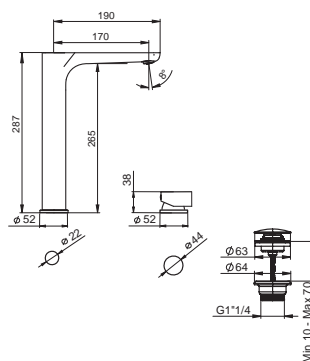


**MISCELATORE MONOCOMANDO PER LAVABO  
 ALTO CON COMANDO REMOTO CON SCARICO  
 CLICK CLACK DA 1 1/4**

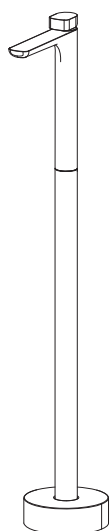
WASH-BASIN MIXER TALL WITH REMOTE  
 CONTROL AND 1 1/4 CLICK CLACK WASTE

MITIGEUR POUR LAVABO HAUTE AVEC  
 CONTROLE LATÉRAL AVEC VIDAGE CLICK  
 CLACK 1 1/4

**FIN.**  
 C  
 BI|NO  
 OO|RO|RA|NS|TU  
 OR|OS



**31330**

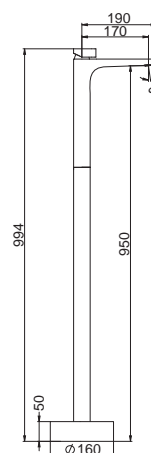
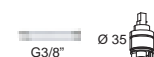


**MISCELATORE MONOCOMANDO PER LAVABO A  
 PAVIMENTO**

FLOOR MOUNTED WASH-BASIN MIXER

MITIGEUR POUR LAVABO SUR PIED

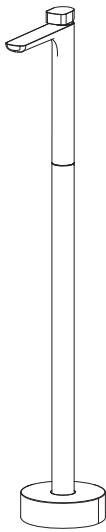
**FIN.**  
 C  
 BI|NO  
 OO|RO|RA|NS|TU  
 OR|OS





■ **OGGETTO DESIGN**

**31332**

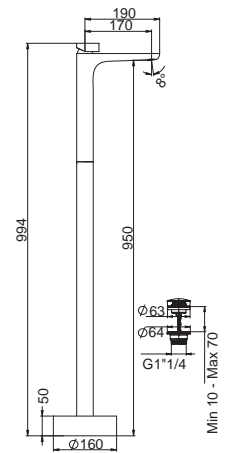


**MISCELATORE MONOCOMANDO PER LAVABO  
 A PAVIMENTO CON SCARICO CLICK CLACK  
 DA 1"1/4**

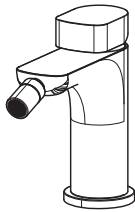
FLOOR MOUNTED WASH-BASIN MIXER WITH  
 1"1/4 CLICK CLACK WASTE

MITIGEUR POUR LAVABO SUR PIED AVEC  
 VIDAGE CLICK CLACK 1"1/4

**FIN.**  
 C  
 BI|NO  
 OO|RO|RA|NS|TU  
 OR|OS



**31500**

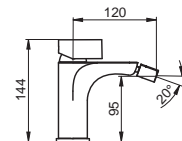


**MISCELATORE MONOCOMANDO PER BIDET SENZA  
 SCARICO**

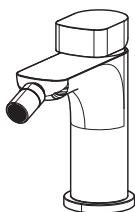
BIDET MIXER WITHOUT WASTE

MITIGEUR POUR BIDET SANS VIDAGE

**FIN.**  
 C  
 BI|NO  
 OO|RO|RA|NS|TU  
 OR|OS



**31502**

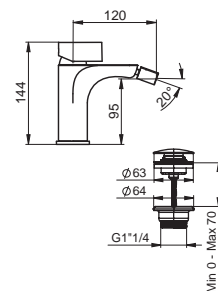


**MISCELATORE MONOCOMANDO PER BIDET  
 CON SCARICO CLICK CLACK DA 1"1/4**

BIDET MIXER WITH 1"1/4 CLICK CLACK WASTE

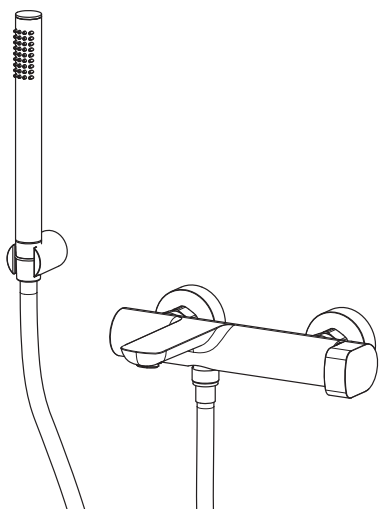
MITIGEUR POUR BIDET AVEC VIDAGE CLICK  
 CLACK 1"1/4

**FIN.**  
 C  
 BI|NO  
 OO|RO|RA|NS|TU  
 OR|OS



■ **OGGETTO DESIGN**

**31100**



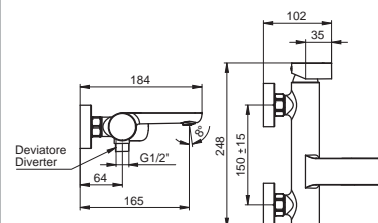
**MISCELATORE MONOCOMANDO PER VASCA ESTERNO CON FLESSIBILE E DOCCETTA**

EXTERNAL BATH MIXER WITH FLEXIBLE HOSE AND HAND SHOWER

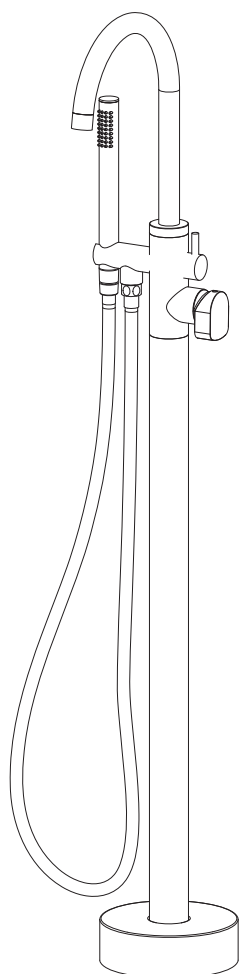
MITIGEUR BAIN DOUCHE EXTÉRIEUR AVEC FLEXIBLE ET DOUCHETTE

**FIN.**

C  
 BI|NO  
 OO|RO|RA|NS|TU  
 OR|OS



**141031**

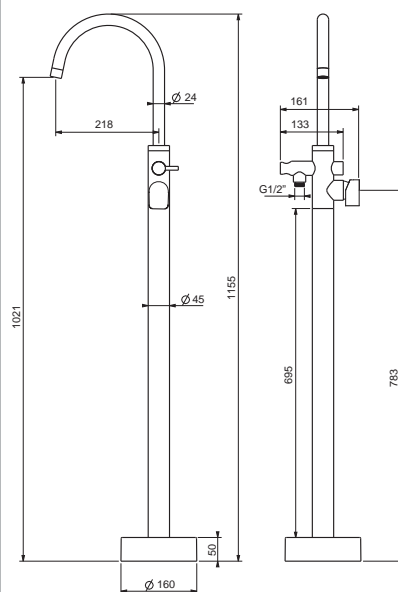


**MISCELATORE MONOCOMANDO PER VASCA A PAVIMENTO**

FLOOR MOUNTED BATH MIXER  
 MITIGEUR POUR BAIN SUR PIED

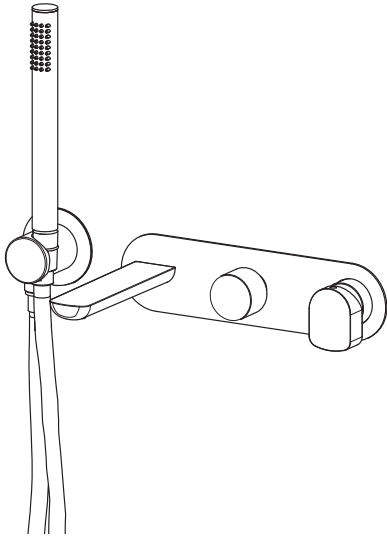
**FIN.**

C  
 BI|NO  
 OO|RO|RA|NS|TU  
 OR|OS



■ OGGETTO DESIGN

**EST-31150**



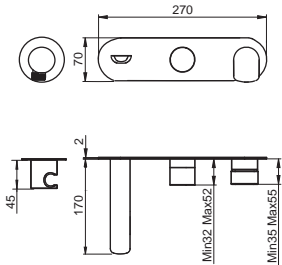
**SET ESTERNO PER MISCELATORE MONOCOMANDO  
PER VASCA INCASSO CON FLESSIBILE E DOCCETTA**

EXTERNAL SET FOR WALL BATH MIXER WITH  
FLEXIBLE HOSE AND HAND SHOWER

SET EXTERNE POUR MITIGEUR BAIN DOUCHE  
ENCASTRÉ

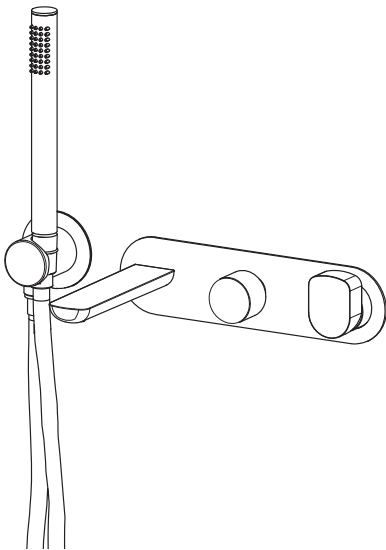
**FIN.**

C  
BI|NO  
OO|RO|RA|NS|TU  
OR|OS



PER/FOR/POUR  
INC-150/155

**EST-31150-180**



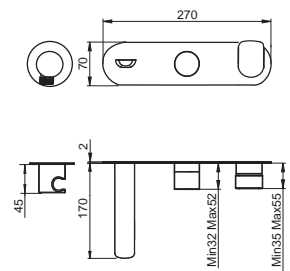
**SET ESTERNO PER MISCELATORE MONOCOMANDO  
PER VASCA INCASSO CON FLESSIBILE E DOCCETTA**

EXTERNAL SET FOR WALL BATH MIXER WITH  
FLEXIBLE HOSE AND HAND SHOWER

SET EXTERNE POUR MITIGEUR BAIN DOUCHE  
ENCASTRÉ

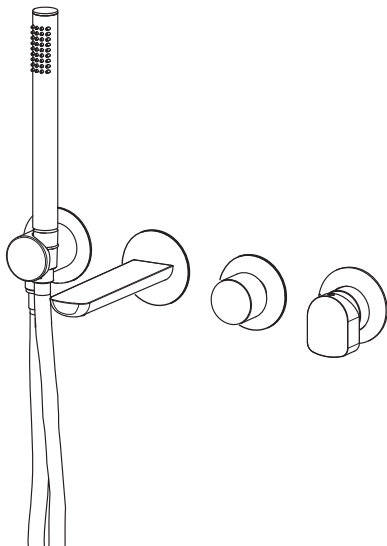
**FIN.**

C  
BI|NO  
OO|RO|RA|NS|TU  
OR|OS



PER/FOR/POUR  
INC-150/155-180

**EST-31155**



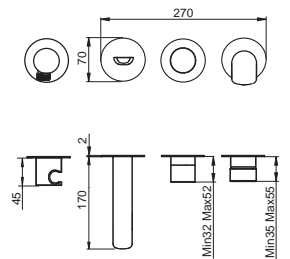
**SET ESTERNO PER MISCELATORE MONOCOMANDO  
PER VASCA INCASSO CON FLESSIBILE E DOCCETTA**

EXTERNAL SET FOR WALL BATH MIXER WITH  
FLEXIBLE HOSE AND HAND SHOWER

SET EXTERNE POUR MITIGEUR BAIN DOUCHE  
ENCASTRÉ

**FIN.**

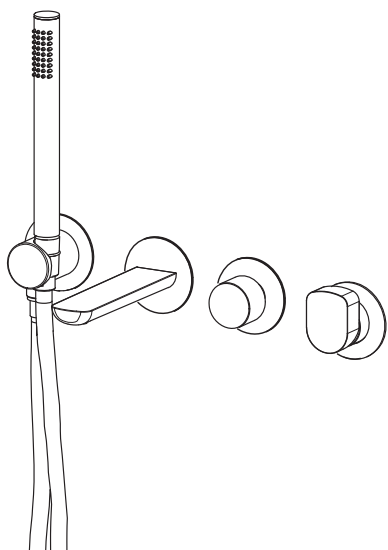
C  
BI|NO  
OO|RO|RA|NS|TU  
OR|OS



PER/FOR/POUR  
INC-150/155

■ **OGGETTO DESIGN**

**EST-31155-180**



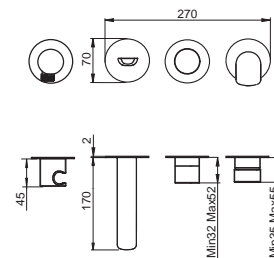
**SET ESTERNO PER MISCELATORE MONOCOMANDO  
 PER VASCA INCASSO CON FLESSIBILE E DOCCETTA**

EXTERNAL SET FOR WALL BATH MIXER WITH  
 FLEXIBLE HOSE AND HAND SHOWER

SET EXTERNE POUR MITIGEUR BAIN DOUCHE  
 ENCASTRÉ

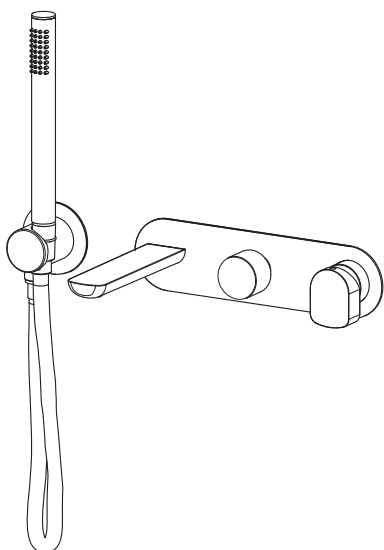
**FIN.**

C  
 BI|NO  
 OO|RO|RA|NS|TU  
 OR|OS



PER/FOR/POUR  
**INC-150/155-180**

**EST-31160**



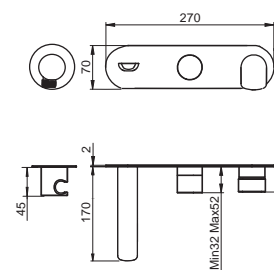
**SET ESTERNO PER MISCELATORE MONOCOMANDO  
 PER VASCA INCASSO 3 VIE CON FLESSIBILE E  
 DOCCETTA**

EXTERNAL SET FOR WALL 3 WAYS BATH MIXER WITH  
 FLEXIBLE HOSE AND HAND SHOWER

SET EXTERNE POUR MITIGEUR BAIN DOUCHE  
 ENCASTRÉ 3 SORTIES

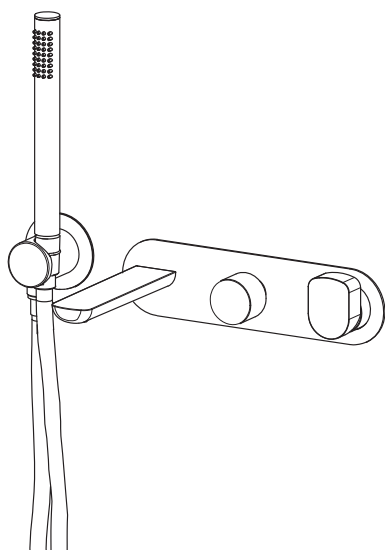
**FIN.**

C  
 BI|NO  
 OO|RO|RA|NS|TU  
 OR|OS



PER/FOR/POUR  
**INC-160/165**

**EST-31160-180**



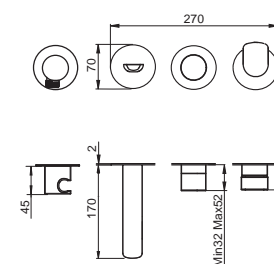
**SET ESTERNO PER MISCELATORE MONOCOMANDO  
 PER VASCA INCASSO 3 VIE CON FLESSIBILE E  
 DOCCETTA**

EXTERNAL SET FOR WALL 3 WAYS BATH MIXER WITH  
 FLEXIBLE HOSE AND HAND SHOWER

SET EXTERNE POUR MITIGEUR BAIN DOUCHE  
 ENCASTRÉ 3 SORTIES

**FIN.**

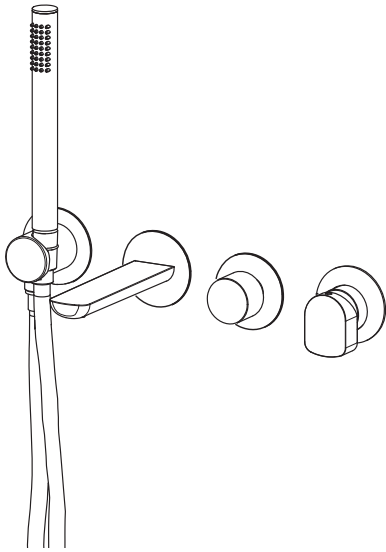
C  
 BI|NO  
 OO|RO|RA|NS|TU  
 OR|OS



PER/FOR/POUR  
**INC-160/165-180**

■ OGGETTO DESIGN

**EST-31165**



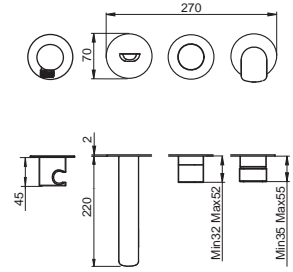
**SET ESTERNO PER MISCELATORE MONOCOMANDO  
PER VASCA INCASSO 3 VIE CON FLESSIBILE E  
DOCCETTA**

EXTERNAL SET FOR WALL 3 WAYS BATH MIXER WITH  
FLEXIBLE HOSE AND HAND SHOWER

SET EXTERNE POUR MITIGEUR BAIN DOUCHE  
ENCASTRÉ 3 SORTIES

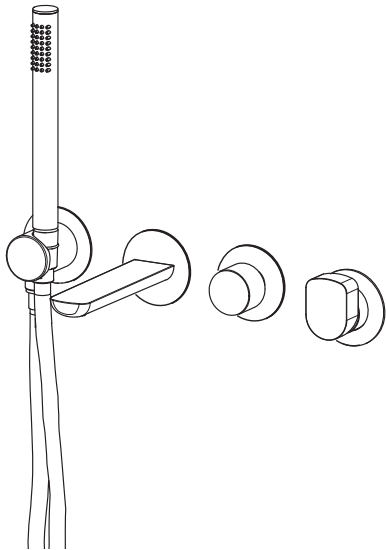
**FIN.**

C  
BI|NO  
OO|RO|RA|NS|TU  
OR|OS



PER/FOR/POUR  
**INC-160/165**

**EST-31165-180**



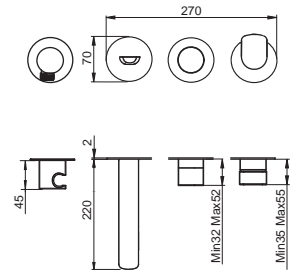
**SET ESTERNO PER MISCELATORE MONOCOMANDO  
PER VASCA INCASSO 3 VIE CON FLESSIBILE E  
DOCCETTA**

EXTERNAL SET FOR WALL 3 WAYS BATH MIXER WITH  
FLEXIBLE HOSE AND HAND SHOWER

SET EXTERNE POUR MITIGEUR BAIN DOUCHE  
ENCASTRÉ 3 SORTIES

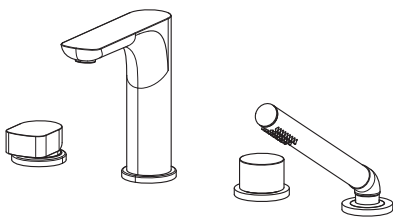
**FIN.**

C  
BI|NO  
OO|RO|RA|NS|TU  
OR|OS



PER/FOR/POUR  
**INC-160/165-180**

**121431**



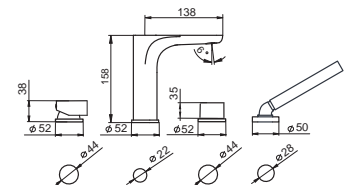
**MISCELATORE MONOCOMANDO PER BORDO VASCA**

DECK MOUNTED BATH MIXER

MITIGEUR POUR BAIN SUR GORGE

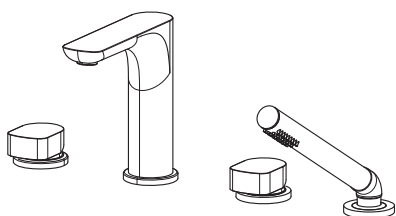
**FIN.**

C  
BI|NO  
OO|RO|RA|NS|TU  
OR|OS



■ OGGETTO DESIGN

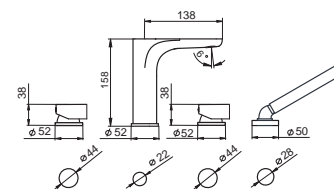
122231



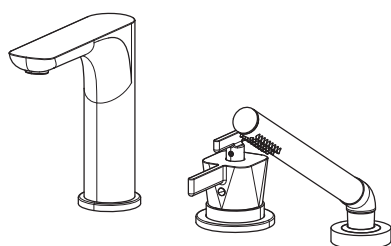
**MISCELATORE A DOPPIO COMANDO PER BORDO VASCA**

DECK MOUNTED 2 HANDLES BATH MIXER  
MELANGEUR POUR BAIN SUR GORGE

**FIN.**  
C  
BI|NO  
OO|RO|RA|NS|TU  
OR|OS



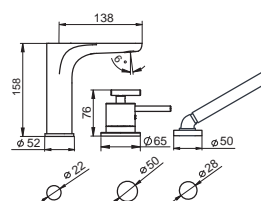
122131



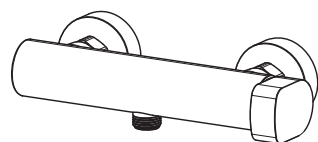
**MISCELATORE TERMOSTATICO COASSIALE BORDO VASCA 2 VIE**

DECK MOUNTED 2 WAYS COAXIAL THERMOSTATIC BATH MIXER  
MITIGEUR THERMOSTATIQUE COAXIAL POUR BAIN SUR GORGE 2 SORTIES

**FIN.**  
C  
BI|NO  
OO|RO|RA|NS|TU  
OR|OS



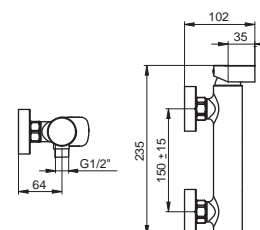
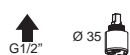
31300



**MISCELATORE MONOCOMANDO PER DOCCIA ESTERNO**

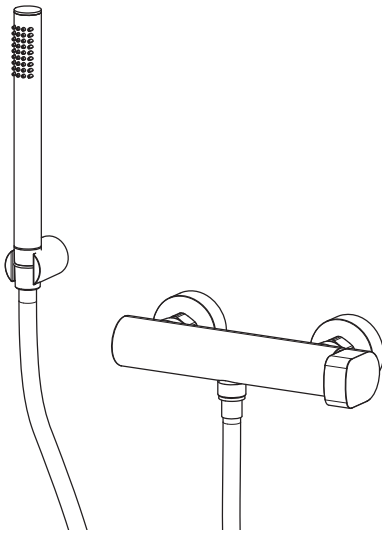
EXTERNAL SHOWER MIXER  
MITIGEUR DOUCHE EXTERIEUR

**FIN.**  
C  
BI|NO  
OO|RO|RA|NS|TU  
OR|OS



■ **OGGETTO DESIGN**

**31310**



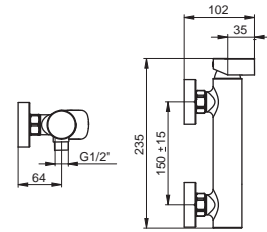
**MISCELATORE MONOCOMANDO PER DOCCIA ESTERNO CON FLESSIBILE E DOCCETTA**

EXTERNAL SHOWER MIXER WITH FLEXIBLE HOSE AND HAND SHOWER

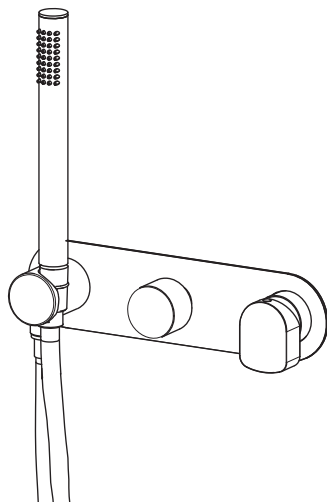
MITIGEUR DOUCHE EXTERIEUR AVEC FLEXIBLE ET DOUCHETTE

**FIN.**

C  
 BI|NO  
 OO|RO|RA|NS|TU  
 OR|OS



**EST-31220**



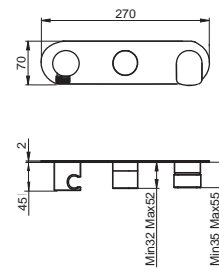
**SET ESTERNO PER MISCELATORE MONOCOMANDO PER DOCCIA INCASSO CON FLESSIBILE E DOCCETTA**

EXTERNAL SET FOR BUILT-IN SHOWER MIXER WITH FLEXIBLE HOSE AND HAND SHOWER

SET EXTERNE POUR MITIGEUR DOUCHE ENCASTRÉ AVEC FLEXIBLE ET DOUCHETTE

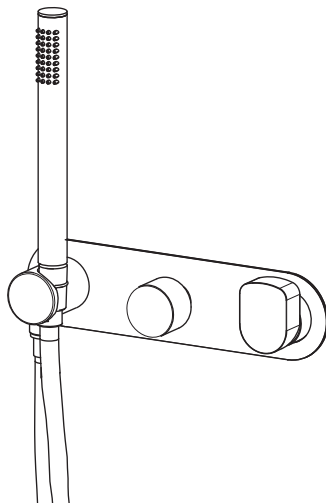
**FIN.**

C  
 BI|NO  
 OO|RO|RA|NS|TU  
 OR|OS



PER/FOR/POUR  
**INC-220/225**

**EST-31220-180**



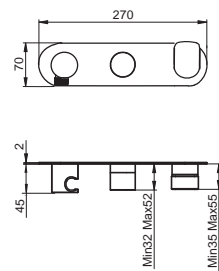
**SET ESTERNO PER MISCELATORE MONOCOMANDO PER DOCCIA INCASSO CON FLESSIBILE E DOCCETTA**

EXTERNAL SET FOR BUILT-IN SHOWER MIXER WITH FLEXIBLE HOSE AND HAND SHOWER

SET EXTERNE POUR MITIGEUR DOUCHE ENCASTRÉ AVEC FLEXIBLE ET DOUCHETTE

**FIN.**

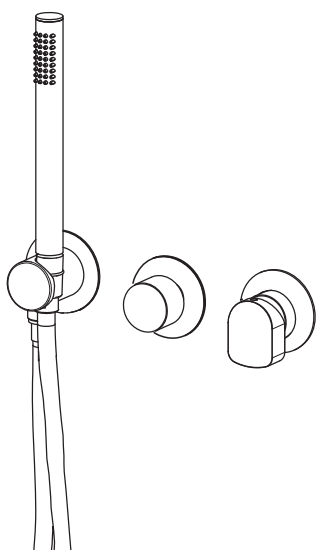
C  
 BI|NO  
 OO|RO|RA|NS|TU  
 OR|OS



PER/FOR/POUR  
**INC-220/225-180**

■ **OGGETTO DESIGN**

**EST-31225**

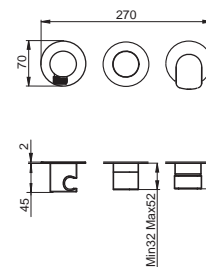


**SET ESTERNO PER MISCELATORE MONOCOMANDO  
 PER DOCCIA INCASSO 2 VIE CON FLESSIBILE E  
 DOCCETTA**

EXTERNAL SET FOR WALL 2 WAYS SHOWER MIXER  
 WITH FLEXIBLE HOSE AND HAND SHOWER

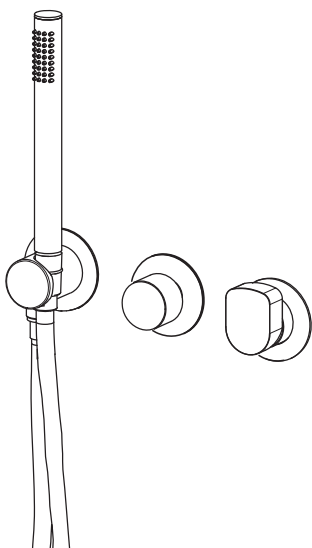
SET EXTERNE POUR MITIGEUR DOUCHE ENCASTRÉ  
 AVEC FLEXIBLE ET DOUCHETTE

**FIN.**  
 C  
 BI|NO  
 OO|RO|RA|NS|TU  
 OR|OS



PER/FOR/POUR  
**INC-220/225**

**EST-31225-180**

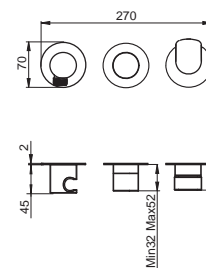


**SET ESTERNO PER MISCELATORE MONOCOMANDO  
 PER DOCCIA INCASSO 2 VIE CON FLESSIBILE E  
 DOCCETTA**

EXTERNAL SET FOR WALL 2 WAYS SHOWER MIXER  
 WITH FLEXIBLE HOSE AND HAND SHOWER

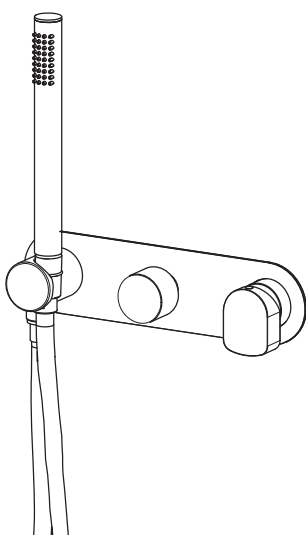
SET EXTERNE POUR MITIGEUR DOUCHE ENCASTRÉ  
 AVEC FLEXIBLE ET DOUCHETTE

**FIN.**  
 C  
 BI|NO  
 OO|RO|RA|NS|TU  
 OR|OS



PER/FOR/POUR  
**INC-220/225-180**

**EST-31240**

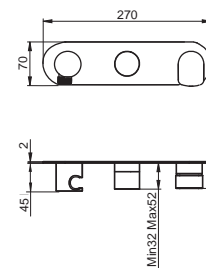


**SET ESTERNO PER MISCELATORE MONOCOMANDO  
 PER DOCCIA INCASSO 3 VIE CON FLESSIBILE E  
 DOCCETTA**

EXTERNAL SET FOR WALL 3 WAYS SHOWER MIXER  
 WITH FLEXIBLE HOSE AND HAND SHOWER

SET EXTERNE POUR MITIGEUR DOUCHE ENCASTRÉ  
 AVEC FLEXIBLE ET DOUCHETTE 3 SORTIES

**FIN.**  
 C  
 BI|NO  
 OO|RO|RA|NS|TU  
 OR|OS

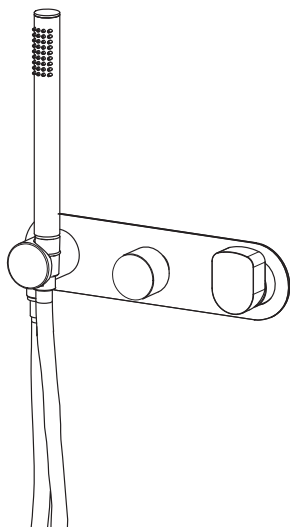


PER/FOR/POUR  
**INC-240/245**



■ OGGETTO DESIGN

**EST-31240-180**



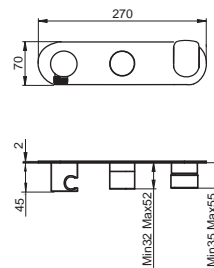
**SET ESTERNO PER MISCELATORE MONOCOMANDO  
PER DOCCIA INCASSO 3 VIE CON FLESSIBILE E  
DOCCETTA**

EXTERNAL SET FOR WALL 3 WAYS SHOWER MIXER  
WITH FLEXIBLE HOSE AND HAND SHOWER

SET EXTERNE POUR MITIGEUR DOUCHE ENCASTRÉ  
AVEC FLEXIBLE ET DOUCHETTE 3 SORTIES

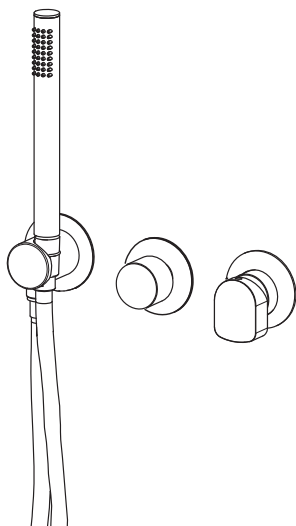
**FIN.**

C  
BI|NO  
OO|RO|RA|NS|TU  
OR|OS



PER/FOR/POUR  
INC-240/245-180

**EST-31245**



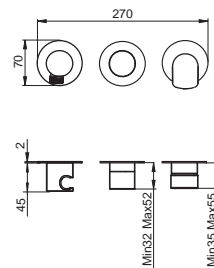
**SET ESTERNO PER MISCELATORE MONOCOMANDO  
PER DOCCIA INCASSO 3 VIE CON FLESSIBILE E  
DOCCETTA**

EXTERNAL SET FOR WALL 3 WAYS SHOWER MIXER  
WITH FLEXIBLE HOSE AND HAND SHOWER

SET EXTERNE POUR MITIGEUR DOUCHE ENCASTRÉ  
AVEC FLEXIBLE ET DOUCHETTE 3 SORTIES

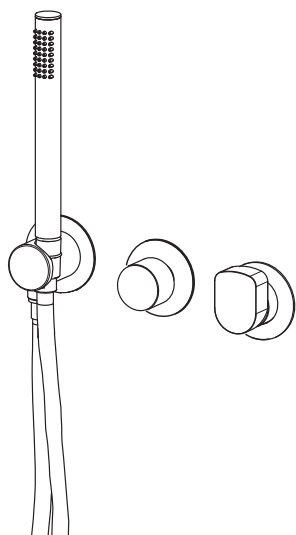
**FIN.**

C  
BI|NO  
OO|RO|RA|NS|TU  
OR|OS



PER/FOR/POUR  
INC-240/245

**EST-31245-180**



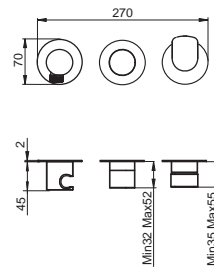
**SET ESTERNO PER MISCELATORE MONOCOMANDO  
PER DOCCIA INCASSO 3 VIE CON FLESSIBILE E  
DOCCETTA**

EXTERNAL SET FOR WALL 3 WAYS SHOWER MIXER WITH  
FLEXIBLE HOSE AND HAND SHOWER

SET EXTERNE POUR MITIGEUR DOUCHE ENCASTRÉ  
AVEC FLEXIBLE ET DOUCHETTE 3 SORTIES

**FIN.**

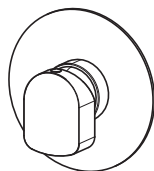
C  
BI|NO  
OO|RO|RA|NS|TU  
OR|OS



PER/FOR/POUR  
INC-240/245-180

■ **OGGETTO DESIGN**

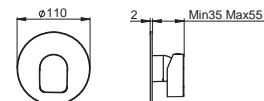
**EST-31250**



**SET ESTERNO PER MISCELATORE MONOCOMANDO PER DOCCIA INCASSO 1 VIA**

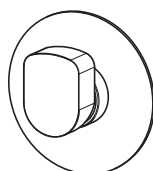
EXTERNAL SET FOR 1 WAY BUILT-IN SHOWER MIXER  
 SET EXTERNE POUR MITIGEUR DOUCHE ENCASTRÉ 1 SORTIE

**FIN.**  
 C  
 BI|NO  
 OO|RO|RA|NS|TU  
 OR|OS



PER/FOR/POUR  
**INC-250-BOX**

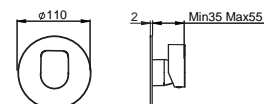
**EST-31250-180**



**SET ESTERNO PER MISCELATORE MONOCOMANDO PER DOCCIA INCASSO 1 VIA**

EXTERNAL SET FOR 1 WAY BUILT-IN SHOWER MIXER  
 SET EXTERNE POUR MITIGEUR DOUCHE ENCASTRÉ 1 SORTIE

**FIN.**  
 C  
 BI|NO  
 OO|RO|RA|NS|TU  
 OR|OS



PER/FOR/POUR  
**INC-250-BOX-180**

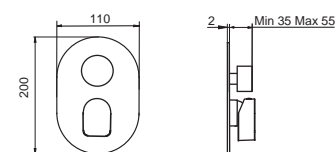
**EST-31200**



**SET ESTERNO PER MISCELATORE MONOCOMANDO PER DOCCIA INCASSO 2 VIE**

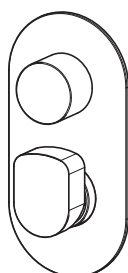
EXTERNAL SET FOR 2 WAYS BUILT-IN SHOWER MIXER  
 SET EXTERNE POUR MITIGEUR DOUCHE ENCASTRÉ 2 SORTIES

**FIN.**  
 C  
 BI|NO  
 OO|RO|RA|NS|TU  
 OR|OS



PER/FOR/POUR  
**INC-200-BOX**

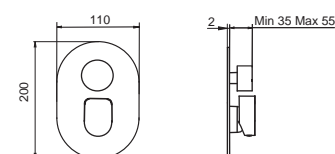
**EST-31200-180**



**MISCELATORE MONOCOMANDO PER DOCCIA SET ESTERNO PER INCASSO 2 VIE**

EXTERNAL SET FOR 2 WAYS BUILT-IN SHOWER MIXER  
 SET EXTERNE POUR MITIGEUR DOUCHE ENCASTRÉ 2 SORTIES

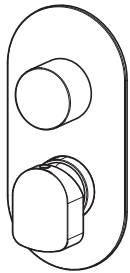
**FIN.**  
 C  
 BI|NO  
 OO|RO|RA|NS|TU  
 OR|OS



PER/FOR/POUR  
**INC-200-BOX-180**

■ **OGGETTO DESIGN**

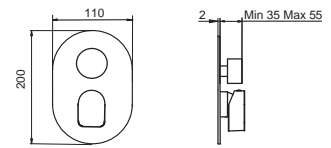
**EST-31230**



**SET ESTERNO PER MISCELATORE MONOCOMANDO  
 PER DOCCIA INCASSO 3 VIE**


EXTERNAL SET FOR 3 WAYS BUILT-IN SHOWER MIXER  
 SET EXTERNE POUR MITIGEUR DOUCHE ENCASTRÉ  
 3 SORTIES

**FIN.**  
 C  
 BI|NO  
 OO|RO|RA|NS|TU  
 OR|OS



PER/FOR/POUR  
**INC-230-BOX**

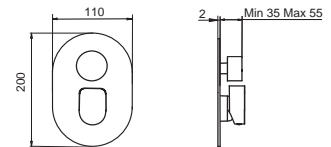
**EST-31230-180**



**SET ESTERNO PER MISCELATORE MONOCOMANDO  
 PER DOCCIA INCASSO 3 VIE**

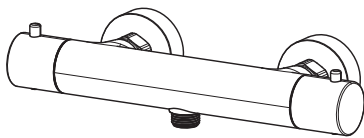
EXTERNAL SET FOR 3 WAYS BUILT-IN SHOWER MIXER  
 SET EXTERNE POUR MITIGEUR DOUCHE ENCASTRÉ  
 3 SORTIES

**FIN.**  
 C  
 BI|NO  
 OO|RO|RA|NS|TU  
 OR|OS



PER/FOR/POUR  
**INC-230-BOX-180**

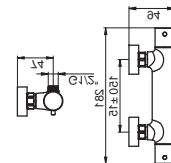
**163140**



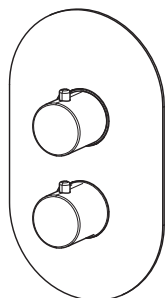
**MISCELATORE TERMOSTATICO PER DOCCIA ESTERNO**

EXTERNAL THERMOSTATIC SHOWER MIXER  
 SET EXTERNE POUR MITIGEUR THERMOSTATIQUE  
 EXTERIEUR POUR DOUCHE

**FIN.**  
 C  
 BI|NO  
 OO|RO|RA|NS|TU  
 OR|OS



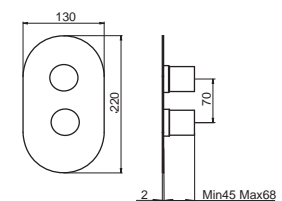
**EST-31258**



**SET ESTERNO PER MISCELATORE TERMOSTATICO PER  
 DOCCIA INCASSO 1 VIA**

EXTERNAL SET FOR 1 WAY BUILT-IN THERMOSTATIC  
 SHOWER MIXER  
 SET EXTERNE POUR MITIGEUR THERMOSTATIQUE  
 DOUCHE ENCASTRÉ 1 SORTIE

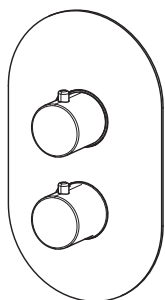
**FIN.**  
 C  
 BI|NO  
 OO|RO|RA|NS|TU  
 OR|OS



PER/FOR/POUR  
**INC-258-BOX**

■ **OGGETTO DESIGN**

**EST-31208**



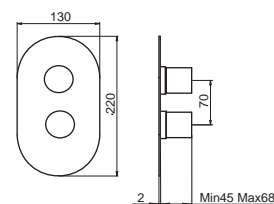
**SET ESTERNO PER MISCELATORE TERMOSTATICO PER DOCCIA INCASSO 2 VIE**

EXTERNAL SET FOR 2 WAYS BUILT-IN THERMOSTATIC SHOWER MIXER

SET EXTERNE POUR MITIGEUR THERMOSTATIQUE DOUCHE ENCASTRÉ 2 SORTIES

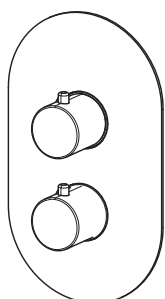
**FIN.**

C  
 BI|NO  
 OO|RO|RA|NS|TU  
 OR|OS



PER/FOR/POUR  
**INC-208-BOX**

**EST-31238**



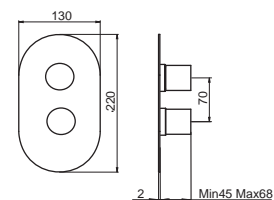
**SET ESTERNO PER MISCELATORE TERMOSTATICO PER DOCCIA INCASSO 3 VIE**

EXTERNAL SET FOR 3 WAYS BUILT-IN THERMOSTATIC SHOWER MIXER

SET EXTERNE POUR MITIGEUR THERMOSTATIQUE DOUCHE ENCASTRÉ 3 SORTIES

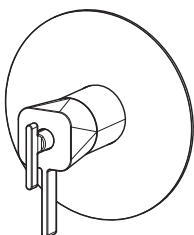
**FIN.**

C  
 BI|NO  
 OO|RO|RA|NS|TU  
 OR|OS



PER/FOR/POUR  
**INC-238-BOX-180**

**083131**



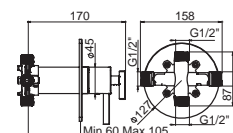
**MISCELATORE TERMOSTATICO COASSIALE 1 VIA DA INCASSO**

1 WAY CONCEALED COAXIAL THERMOSTATIC MIXER

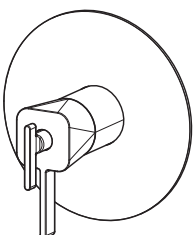
MITIGEUR THERMOSTATIQUE COAXIAL ENCASTRÉ 1 SORTIE

**FIN.**

C  
 BI|NO  
 OO|RO|RA|NS|TU  
 OR|OS



**083141**



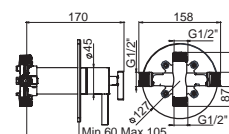
**MISCELATORE TERMOSTATICO COASSIALE 2 VIE DA INCASSO**

2 WAYS CONCEALED COAXIAL THERMOSTATIC MIXER

MITIGEUR THERMOSTATIQUE COAXIAL ENCASTRÉ 2 SORTIE

**FIN.**

C  
 BI|NO  
 OO|RO|RA|NS|TU  
 OR|OS



## ■ OGGETTO DESIGN

### EST-31340

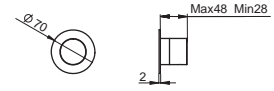


#### SET ESTERNO PER RUBINETTO D'ARRESTO AD INCASSO

EXTERNAL SET CONCEALED STOPCOCK  
SET EXTERNE POUR ROBINET D'ARRET ENCASTRÉ

#### FIN.

C  
BI|NO  
OO|RO|RA|NS|TU  
OR|OS



PER/FOR/POUR  
INC-340

### EST-31345

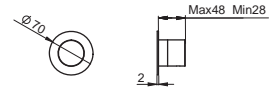


#### SET ESTERNO PER DEVIATORE DA INCASSO 2 VIE

EXTERNAL SET FOR CONCEALED 2 WAYS DIVERTER  
SET EXTERNE POUR INVERSEUR ENCASTRÉ 2 VOIES

#### FIN.

C  
BI|NO  
OO|RO|RA|NS|TU  
OR|OS



PER/FOR/POUR  
INC-345

### EST-31346

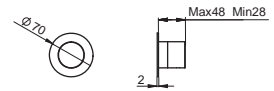


#### SET ESTERNO PER DEVIATORE DA INCASSO 3 VIE

EXTERNAL SET FOR CONCEALED 3 WAYS DIVERTER  
SET EXTERNE POUR INVERSEUR ENCASTRÉ 3 VOIES

#### FIN.

C  
BI|NO  
OO|RO|RA|NS|TU  
OR|OS



PER/FOR/POUR  
INC-346

### EST-31347

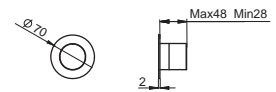


#### SET ESTERNO PER DEVIATORE DA INCASSO 4 VIE

EXTERNAL SET FOR CONCEALED 4 WAYS DIVERTER  
SET EXTERNE POUR INVERSEUR ENCASTRÉ 4 VOIES

#### FIN.

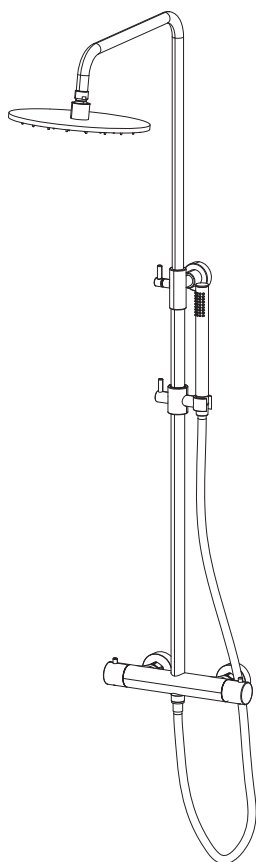
C  
BI|NO  
OO|RO|RA|NS|TU  
OR|OS



PER/FOR/POUR  
INC-347

■ **OGGETTO DESIGN**

**243120**



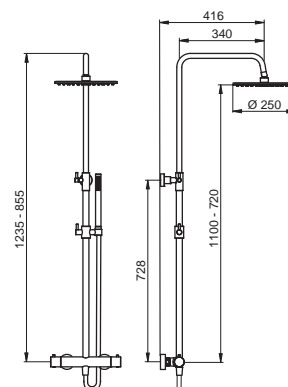
**COLONNA DOCCIA TELESCOPICA TONDA CON MISCELATORE TERMOSTATICO, DEVIATORE A 2 VIE, ACCESSORI E SOFFIONE IN OTTONE**

TELESCOPIC ROUND SHOWER COLUMN WITH THERMOSTATIC MIXER, 2 WAYS DIVERTER, BRASS ACCESSORIES AND SHOWER HEAD

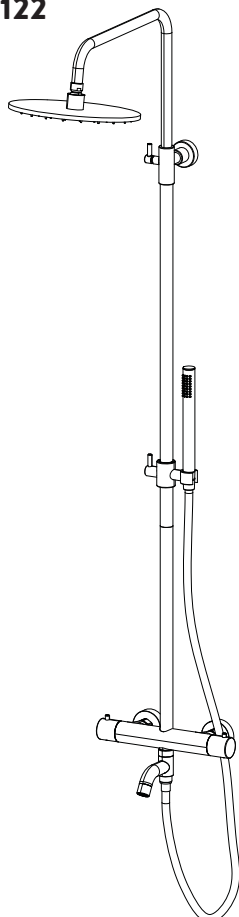
COLONNE DE DOUCHE TÉLESCOPIQUE RONDE AVEC MITIGEUR THERMOSTATIQUE, INVERSEUR 2 SORTIES, ACCESSOIRES ET POMME DE DOUCHE EN LAITON

**FIN.**

C  
 BI|NO  
 OO|RO|RA|NS|TU  
 OR|OS



**243122**



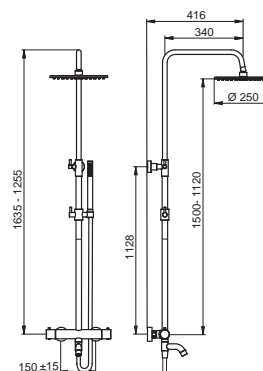
**COLONNA DOCCIA TELESCOPICA TONDA CON MISCELATORE TERMOSTATICO, DEVIATORE A 2 VIE, ACCESSORI E SOFFIONE IN OTTONE, BOCCA DEVIATRICE PER VASCA**

TELESCOPIC ROUND SHOWER COLUMN WITH THERMOSTATIC MIXER, 2 WAYS DIVERTER, BRASS ACCESSORIES AND SHOWER HEAD, DIVERTED BATH SPOUT

COLONNE DE DOUCHE TÉLESCOPIQUE RONDE AVEC MITIGEUR THERMOSTATIQUE, INVERSEUR 2 SORTIES, DOUCHETTE ET POMME DE DOUCHE EN LAITON, BEC INVERSEUR POUR BAIGNOIRE

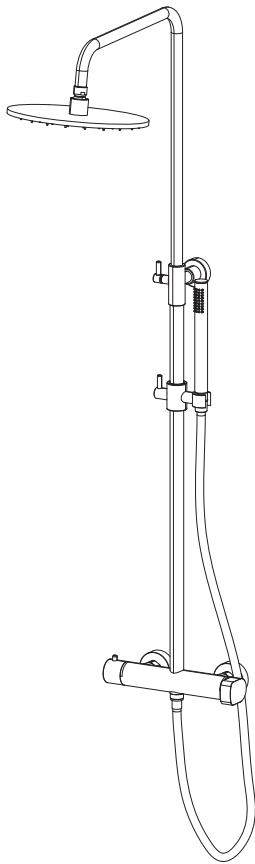
**FIN.**

C  
 BI|NO  
 OO|RO|RA|NS|TU  
 OR|OS



■ **OGGETTO DESIGN**

**243110**



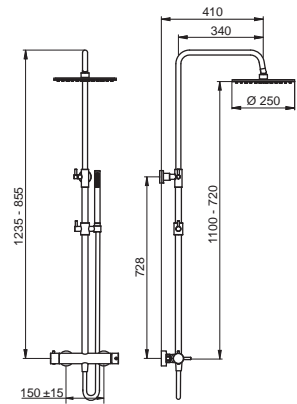
**COLONNA DOCCIA TELESCOPICA TONDA CON MISCELATORE, DEVIATORE A 2 VIE, ACCESSORI E SOFFIONE IN OTTONE.**

TELESCOPIC ROUND SHOWER COLUMN WITH MIXER, 2 WAYS DIVERTER, BRASS ACCESSORIES AND SHOWER HEAD

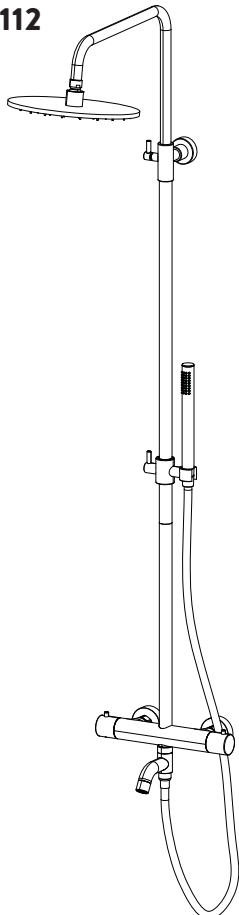
COLONNE DE DOUCHE TÉLESCOPIQUE RONDE AVEC MITIGEUR, INVERSEUR 2 SORTIES, ACCESSOIRES ET POMME DE DOUCHE EN LAITON

**FIN.**

C  
 BI|NO  
 OO|RO|RA|NS|TU  
 OR|OS



**243112**



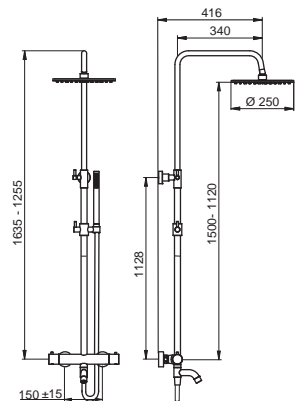
**COLONNA DOCCIA TELESCOPICA TONDA CON MISCELATORE, DEVIATORE A 2 VIE, ACCESSORI E SOFFIONE IN OTTONE, BOCCA DEVIATRICE PER VASCA**

TELESCOPIC ROUND SHOWER COLUMN WITH MIXER, 2 WAYS DIVERTER, BRASS ACCESSORIES AND SHOWER HEAD, DIVERTED BATH SPOUT

COLONNE DE DOUCHE TÉLESCOPIQUE RONDE AVEC MITIGEUR, INVERSEUR 2 SORTIES, ACCESSOIRES ET POMME DE DOUCHE EN LAITON, BEC INVERSEUR POUR BAIGNOIRE

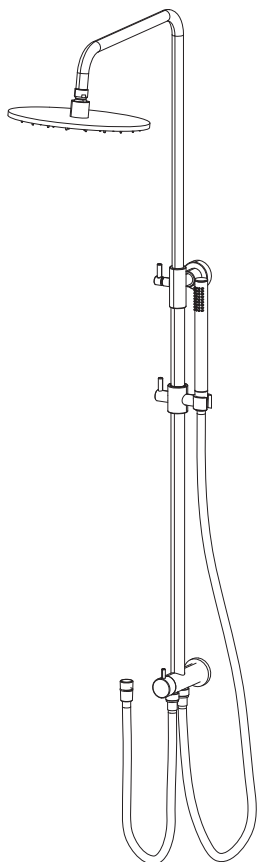
**FIN.**

C  
 BI|NO  
 OO|RO|RA|NS|TU  
 OR|OS



■ **OGGETTO DESIGN**

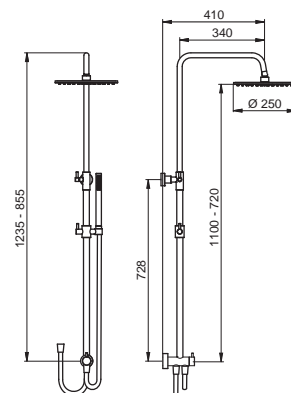
**243100**



**COLONNA DOCCIA TELESCOPICA TONDA SENZA MISCELATORE, CON DEVIATORE A 2 VIE, ACCESSORI E SOFFIONE IN OTTONE**

TELESCOPIC ROUND SHOWER COLUMN WITHOUT MIXER, WITH 2 WAYS DIVERTER, BRASS ACCESSORIES AND SHOWER HEAD

COLONNE DE DOUCHE TÉLESCOPIQUE RONDE SANS MITIGEUR, AVEC INVERSEUR 2 SORTIES, ACCESSOIRES ET POMME DE DOUCHE EN LAITON

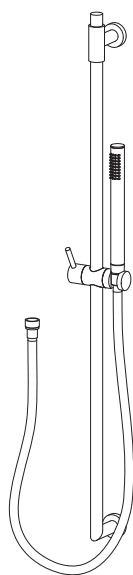


**FIN.**

C  
 BI|NO  
 OO|RO|RA|NS|TU  
 OR|OS



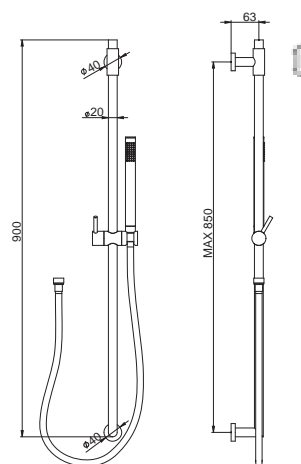
**S200**



**SALISCENDI MINIMALE TONDO IN OTTONE CON ACCESSORI**

MINIMAL ROUND BRASS SHOWER SLIDING BAR WITH ACCESSORIES

BARRE DE DOUCHE MINIMAL RONDE EN LAITON AVEC ACCESSORIES



**FIN.**

C  
 NO|BI  
 OO|RO|RA|NS|TU  
 OR|OS





# OGGETTO

DESIGN BY SIMONE MICHELI



Finiture - Finishes - Finitions



COLLEZIONE PROGETTO DESIGN

# OGGETTO3

---
























■ **OGGETTO3**

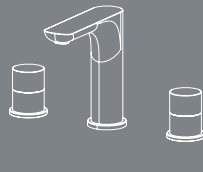
33400  
 33402



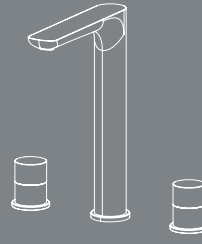
33450  
 33452



33470  
 33472



33550  
 33552



EST-33350-180  
 EST-33352-180



EST-33360-180  
 EST-33362-180



EST-33380  
 EST-33382



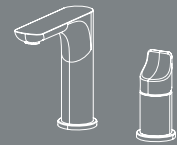
EST-33380-DX  
 EST-33382-DX



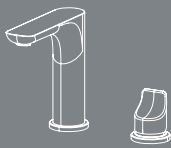
EST-33380-SX  
 EST-33382-SX




33480  
 33482



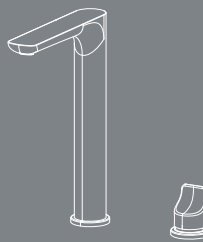
33580  
 33582



33490  
 33492



33590  
 33592



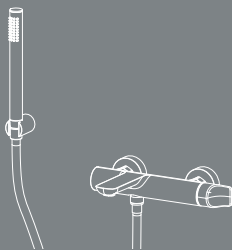
33330  
 33332



33500  
 33502



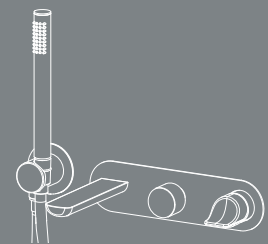
33100



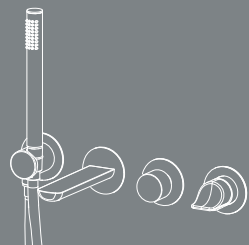
141033



EST-33150-180  
 EST-33160-180



EST-33155-180  
 EST-33165-180



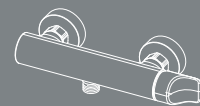
121433



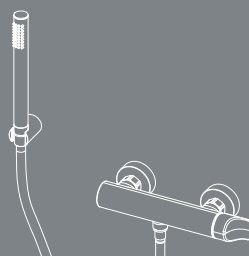
122233



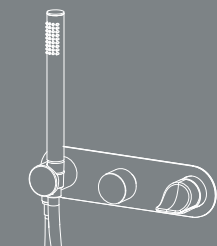
33300



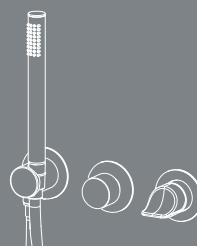
33310



EST-33220-180  
 EST-33240-180



EST-33225-180  
 EST-33245-180



EST-33250-180



EST-33200-180  
 EST-33230-180



## ■ OGGETTO3

163340



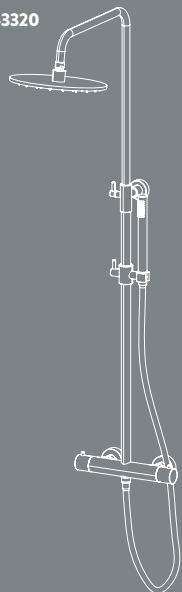
EST-33258  
EST-33208  
EST-33238



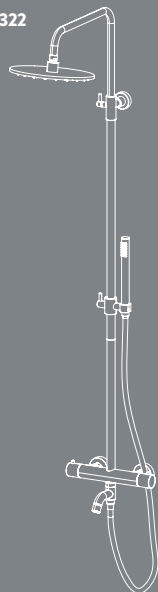
EST-33340  
EST-33345  
EST-33346  
EST-33347



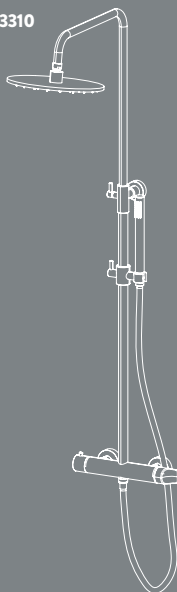
243320



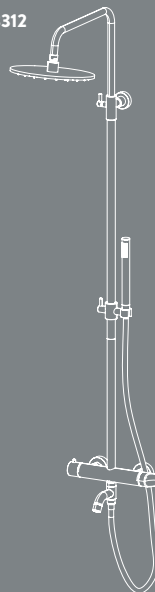
243322



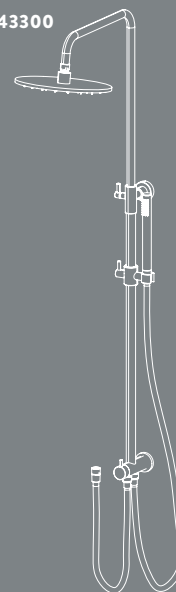
243310



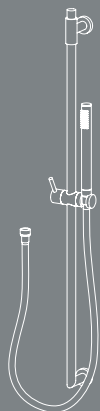
243312



243300

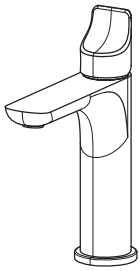


S200



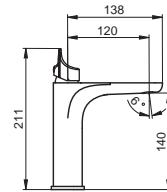
## OGGETTO3

33400



**MISCELATORE MONOCOMANDO PER LAVABO SENZA SCARICO**

WASH-BASIN MIXER WITHOUT WASTE  
MITIGEUR POUR LAVABO SANS VIDAGE

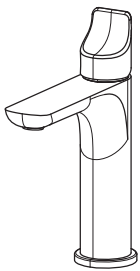


**FIN.**

C  
BI | NO  
OO | RO | RA | NS | TU  
OR | OS

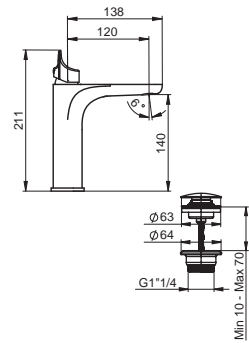


33402



**MISCELATORE MONOCOMANDO PER LAVABO CON SCARICO CLICK CLACK DA 1"1/4**

WASH-BASIN MIXER WITH 1"1/4 CLICK CLACK WASTE  
MITIGEUR POUR LAVABO AVEC VIDAGE CLICK CLACK 1"1/4

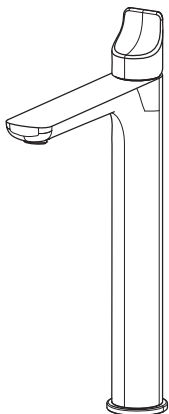


**FIN.**

C  
BI | NO  
OO | RO | RA | NS | TU  
OR | OS

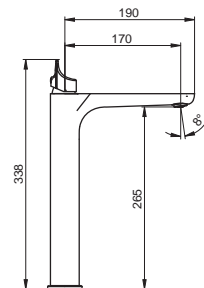


33450



**MISCELATORE MONOCOMANDO PER LAVABO ALTO SENZA SCARICO**

WASH-BASIN MIXER TALL WITHOUT WASTE  
MITIGEUR POUR LAVABO HAUTE SANS VIDAGE



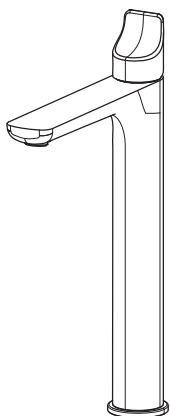
**FIN.**

C  
BI | NO  
OO | RO | RA | NS | TU  
OR | OS



■ **OGGETTO3**

**33452**



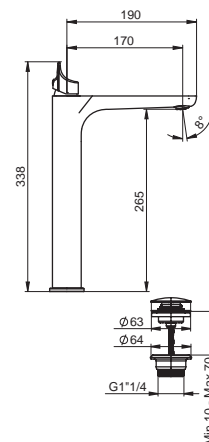
**MISCELATORE MONOCOMANDO PER LAVABO ALTO  
 CON SCARICO CLICK CLACK DA 1"1/4**

WASH-BASIN MIXER TALL WITH 1"1/4 CLICK CLACK  
 WASTE

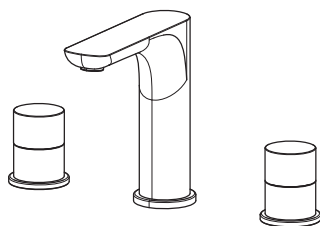
MITIGEUR POUR LAVABO HAUTE AVEC VIDAGE CLICK  
 CLACK 1"1/4

**FIN.**

C  
 BI | NO  
 OO | RO | RA | NS | TU  
 OR | OS



**33470**



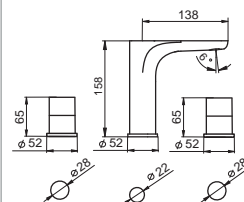
**MISCELATORE A DOPPIO COMANDO PER LAVABO  
 SENZA SCARICO**

WASH-BASIN 2 HANDLES MIXER WITHOUT WASTE

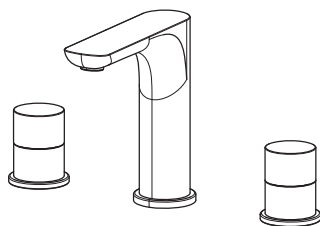
MELANGEUR POUR LAVABO SANS VIDAGE

**FIN.**

C  
 BI | NO  
 OO | RO | RA | NS | TU  
 OR | OS



**33472**



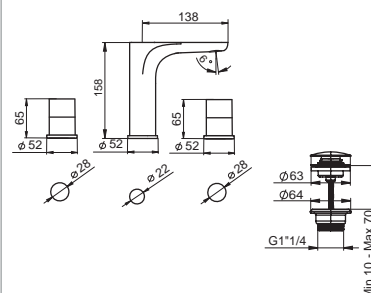
**MISCELATORE A DOPPIO COMANDO PER LAVABO CON  
 SCARICO CLICK CLACK DA 1"1/4**

WASH-BASIN 2 HANDLES MIXER WITH 1"1/4 CLICK  
 CLACK WASTE

MELANGEUR POUR LAVABO AVEC VIDAGE CLICK  
 CLACK 1"1/4

**FIN.**

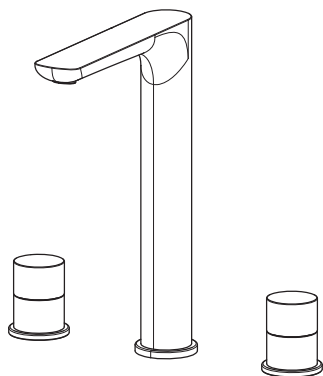
C  
 BI | NO  
 OO | RO | RA | NS | TU  
 OR | OS





## OGGETTO3

33550

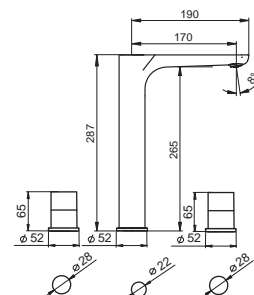


### MISCELATORE A DOPPIO COMANDO PER LAVABO SENZA SCARICO

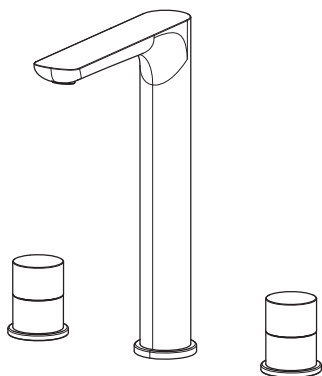
WASH-BASIN 2 HANDLES MIXER WITHOUT WASTE  
MELANGEUR POUR LAVABO SANS VIDAGE

FIN.

C  
BI | NO  
OO | RO | RA | NS | TU  
OR | OS



33552

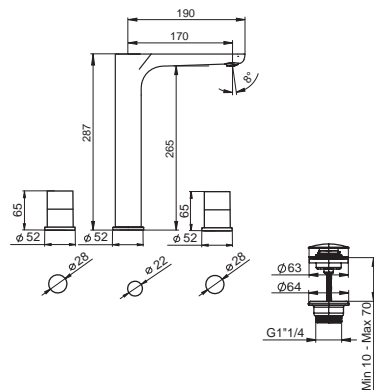


### MISCELATORE A DOPPIO COMANDO PER LAVABO CON SCARICO CLICK CLACK DA 1"1/4

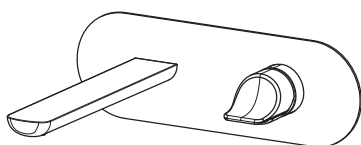
WASH-BASIN 2 HANDLES MIXER WITH 1"1/4 CLICK CLACK WASTE  
MELANGEUR POUR LAVABO AVEC VIDAGE CLICK CLACK 1"1/4

FIN.

C  
BI | NO  
OO | RO | RA | NS | TU  
OR | OS



EST-33350-180

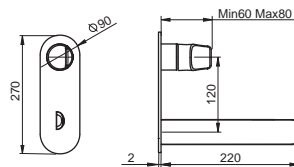


### SET ESTERNO PER MISCELATORE PER LAVABO DA INCASSO A PARETE SENZA SCARICO

EXTERNAL SET FOR CONCEALED WASH-BASIN MIXER WITHOUT WASTE  
SET EXTERNE POUR MITIGEUR ENCASTRE' POUR LAVABO SANS VIDAGE

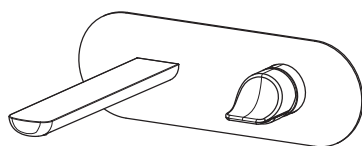
FIN.

C  
BI | NO  
OO | RO | RA | NS | TU  
OR | OS



PER/FOR/POUR  
INC-350/360-BOX-180

EST-33352-180

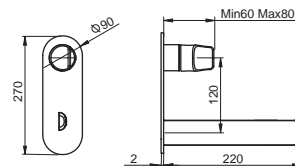


### SET ESTERNO PER MISCELATORE PER LAVABO DA INCASSO CON SCARICO CLICK-CLACK DA 1"1/4

EXTERNAL SET FOR CONCEALED WASH-BASIN MIXER WITH 1"1/4 CLICK CLACK WASTE  
SET EXTERNE POUR MITIGEUR ENCASTRE' POUR LAVABO ET VIDAGE CLICK CLACK 1"1/4

FIN.

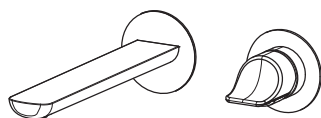
C  
BI | NO  
OO | RO | RA | NS | TU  
OR | OS



PER/FOR/POUR  
INC-350/360-BOX-180

■ **OGGETTO3**

**EST-33360-180**

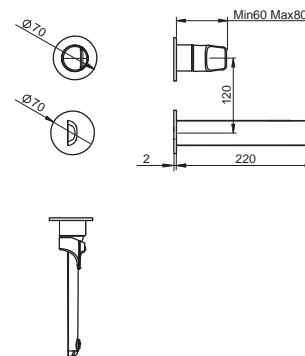


**SET ESTERNO PER SET ESTERNO PER MISCELATORE PER LAVABO DA INCASSO A PARETE SENZA SCARICO**

EXTERNAL SET FOR EXTERNAL SET FOR CONCEALED WASH-BASIN MIXER WITHOUT WASTE

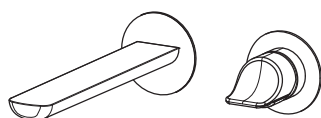
SET EXTERNE POUR MITIGEUR ENCASTRÉ POUR LAVABO SANS VIDAGE

**FIN.**  
 C  
 BI | NO  
 OO | RO | RA | NS | TU  
 OR | OS



PER/FOR/POUR  
**INC-350/360-BOX-180**

**EST-33362-180**

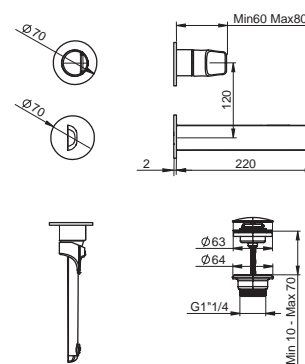


**SET ESTERNO PER MISCELATORE PER LAVABO DA INCASSO A PARETE CON SCARICO CLICK CLACK DA 1"1/4**

EXTERNAL SET FOR CONCEALED WASH-BASIN MIXER WITH 1"1/4 CLICK CLACK WASTE

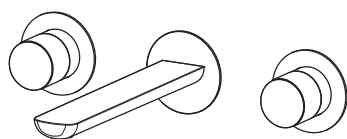
SET EXTERNE POUR MITIGEUR ENCASTRÉ POUR LAVABO AVEC VIDAGE CLICK CLACK 1"1/4

**FIN.**  
 C  
 BI | NO  
 OO | RO | RA | NS | TU  
 OR | OS



PER/FOR/POUR  
**INC-350/360-BOX-180**

**EST-33380**

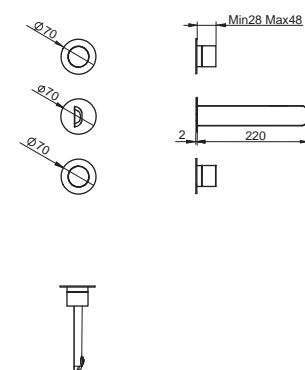


**SET ESTERNO PER MISCELATORE A DOPPIO COMANDO PER LAVABO DA INCASSO A PARETE SENZA SCARICO**

EXTERNAL SET FOR CONCEALED 2 HANDLES WASH-BASIN MIXER WITHOUT WASTE

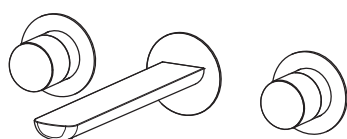
SET EXTERNE POUR MELANGEUR ENCASTRÉ POUR LAVABO SANS VIDAGE

**FIN.**  
 C  
 BI | NO  
 OO | RO | RA | NS | TU  
 OR | OS



PER/FOR/POUR  
**INC-380**

**EST-33382**

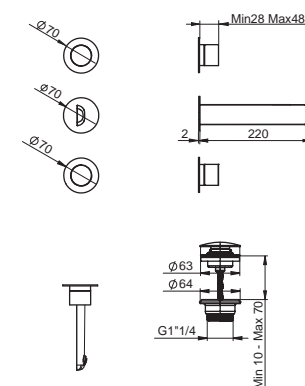


**SET ESTERNO PER MISCELATORE A DOPPIO COMANDO PER LAVABO DA INCASSO A PARETE CON SCARICO CLICK CLACK DA 1"1/4**

EXTERNAL SET FOR CONCEALED 2 HANDLES WASH-BASIN MIXER WITH 1"1/4 CLICK CLACK WASTE

SET EXTERNE POUR MELANGEUR ENCASTRÉ POUR LAVABO AVEC VIDAGE CLICK CLACK 1"1/4

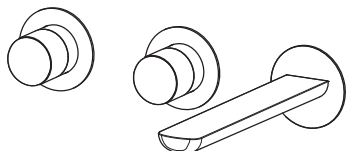
**FIN.**  
 C  
 BI | NO  
 OO | RO | RA | NS | TU  
 OR | OS



PER/FOR/POUR  
**INC-380**

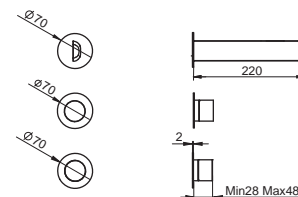
## OGGETTO3

### EST-33380-DX



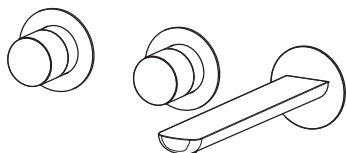
**SET ESTERNO PER MISCELATORE A DOPPIO COMANDO PER LAVABO DA INCASSO A PARETE SENZA SCARICO CON BOCCA A DESTRA**  
EXTERNAL SET FOR CONCEALED 2 HANDLES WASH-BASIN MIXER WITHOUT WASTE WITH RIGHT SIDE SPOUT  
SET EXTERNE POUR MELANGEUR ENCASTRÉ POUR LAVABO SANS VIDAGE AVEC BEC À DROITE

**FIN.**  
C  
BI | NO  
OO | RO | RA | NS | TU  
OR | OS



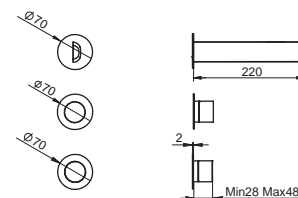
PER/FOR/POUR  
**INC-380-DX**

### EST-33382-DX



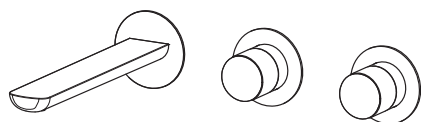
**SET ESTERNO PER MISCELATORE A DOPPIO COMANDO PER LAVABO DA INCASSO A PARETE CON SCARICO CLICK CLACK DA 1"1/4 CON BOCCA A DESTRA**  
EXTERNAL SET FOR CONCEALED 2 HANDLES WASH-BASIN MIXER WITH 1"1/4 CLICK CLACK WASTE WITH RIGHT SIDE SPOUT  
SET EXTERNE POUR MELANGEUR ENCASTRÉ POUR LAVABO AVEC VIDAGE CLICK CLACK 1"1/4 AVEC BEC À DROITE

**FIN.**  
C  
BI | NO  
OO | RO | RA | NS | TU  
OR | OS



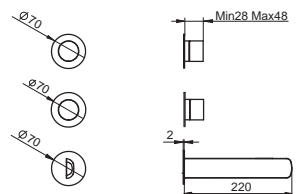
PER/FOR/POUR  
**INC-380-DX**

### EST-33380-SX



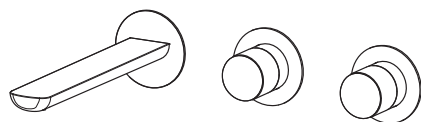
**SET ESTERNO PER MISCELATORE A DOPPIO COMANDO PER LAVABO DA INCASSO A PARETE SENZA SCARICO CON BOCCA A SINISTRA**  
EXTERNAL SET FOR CONCEALED 2 HANDLES WASH-BASIN MIXER WITHOUT WASTE WITH LEFT SIDE SPOUT  
SET EXTERNE POUR MELANGEUR ENCASTRÉ POUR LAVABO SANS VIDAGE AVEC BEC À GAUCHE

**FIN.**  
C  
BI | NO  
OO | RO | RA | NS | TU  
OR | OS



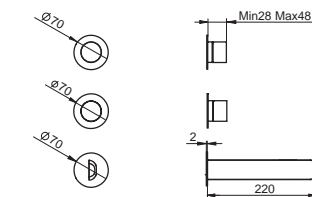
PER/FOR/POUR  
**INC-380-SX**

### EST-33382-SX



**SET ESTERNO PER MISCELATORE A DOPPIO COMANDO PER LAVABO DA INCASSO A PARETE CON SCARICO CLICK CLACK DA 1"1/4 CON BOCCA A SINISTRA**  
EXTERNAL SET FOR CONCEALED 2 HANDLES WASH-BASIN MIXER WITH 1"1/4 CLICK CLACK WASTE WITH LEFT SIDE SPOUT  
SET EXTERNE POUR MELANGEUR ENCASTRÉ POUR LAVABO AVEC VIDAGE CLICK CLACK 1"1/4 AVEC BEC À GAUCHE

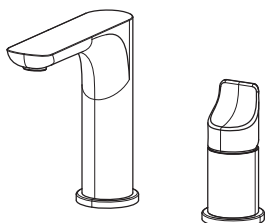
**FIN.**  
C  
BI | NO  
OO | RO | RA | NS | TU  
OR | OS



PER/FOR/POUR  
**INC-380-SX**

■ **OGGETTO3**

**33480**



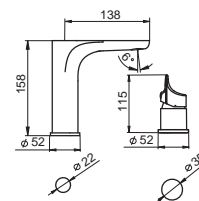

**MISCELATORE MONOCOMANDO PER LAVABO CON COMANDO REMOTO SENZA SCARICO**

WASH-BASIN MIXER WITH REMOTE CONTROL WITHOUT WASTE

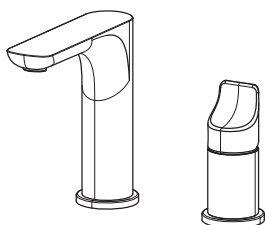
MITIGEUR POUR LAVABO AVEC CONTROLE LATÉRAL SANS VIDAGE

**FIN.**

C  
 BI | NO  
 OO | RO | RA | NS | TU  
 OR | OS



**33482**



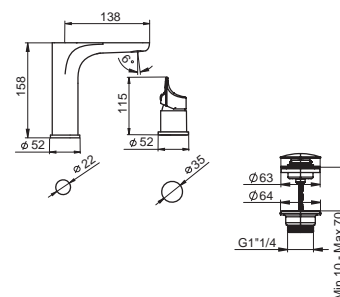
**MISCELATORE MONOCOMANDO PER LAVABO CON COMANDO REMOTO CON SCARICO CLICK CLACK DA 1"1/4**

WASH-BASIN MIXER WITH REMOTE CONTROL WITH 1"1/4 CLICK CLACK WASTE

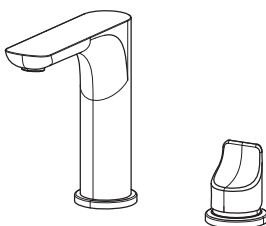
MITIGEUR POUR LAVABO AVEC CONTROLE LATÉRAL AVEC VIDAGE CLICK CLACK 1"1/4

**FIN.**

C  
 BI | NO  
 OO | RO | RA | NS | TU  
 OR | OS



**33580**



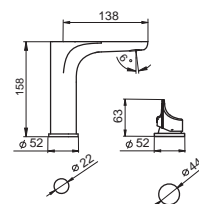
**MISCELATORE MONOCOMANDO PER LAVABO CON COMANDO REMOTO SENZA SCARICO**

WASH-BASIN MIXER WITH REMOTE CONTROL WITHOUT WASTE

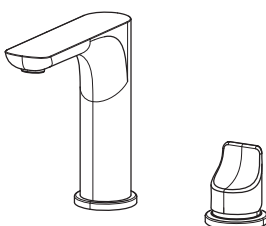
MITIGEUR POUR LAVABO AVEC CONTROLE LATÉRAL SANS VIDAGE

**FIN.**

C  
 BI | NO  
 OO | RO | RA | NS | TU  
 OR | OS



**33582**



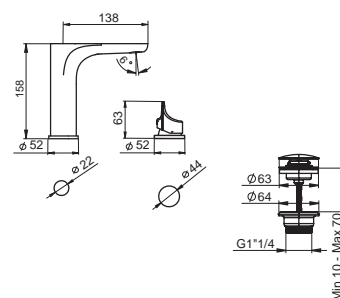
**MISCELATORE MONOCOMANDO PER LAVABO CON COMANDO REMOTO CON SCARICO CLICK CLACK DA 1"1/4**

WASH-BASIN MIXER WITH REMOTE CONTROL AND 1"1/4 CLICK CLACK WASTE

MITIGEUR POUR LAVABO AVEC CONTROLE LATÉRAL AVEC VIDAGE CLICK CLACK 1"1/4

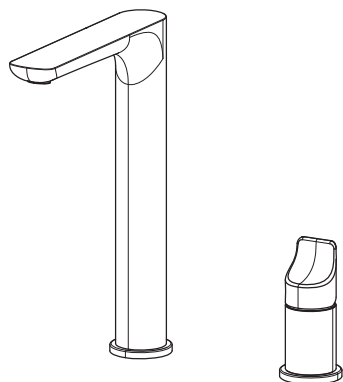
**FIN.**

C  
 BI | NO  
 OO | RO | RA | NS | TU  
 OR | OS



■ **OGGETTO3**

**33490**



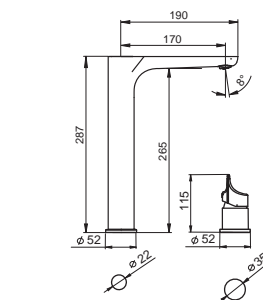
**MISCELATORE MONOCOMANDO PER LAVABO ALTO CON COMANDO REMOTO SENZA SCARICO**

WASH-BASIN MIXER TALL WITH REMOTE CONTROL WITHOUT WASTE

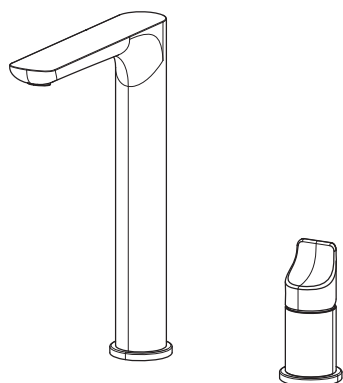
MITIGEUR POUR LAVABO HAUTE AVEC CONTROLE LATÉRAL SANS VIDAGE

**FIN.**

C  
 BI | NO  
 OO | RO | RA | NS | TU  
 OR | OS



**33492**



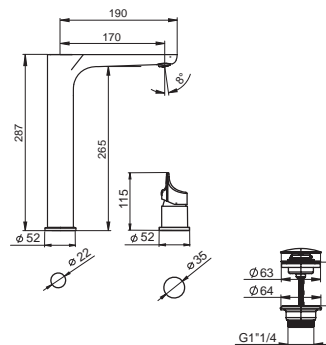
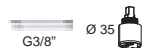
**MISCELATORE MONOCOMANDO PER LAVABO ALTO CON COMANDO REMOTO CON SCARICO CLICK CLACK DA 1\"/>**

WASH-BASIN MIXER TALL WITH REMOTE CONTROL WITH 1\"/>

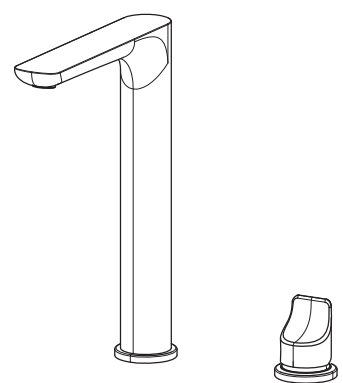
MITIGEUR POUR LAVABO HAUTE AVEC CONTROLE LATÉRAL AVEC VIDAGE CLICK CLACK 1\"/>

**FIN.**

C  
 BI | NO  
 OO | RO | RA | NS | TU  
 OR | OS



**33590**



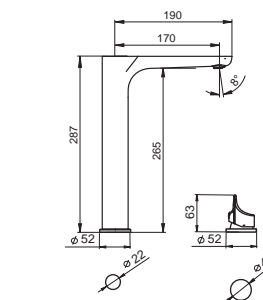
**MISCELATORE MONOCOMANDO PER LAVABO ALTO CON COMANDO REMOTO SENZA SCARICO**

WASH-BASIN MIXER TALL WITH REMOTE CONTROL WITHOUT WASTE

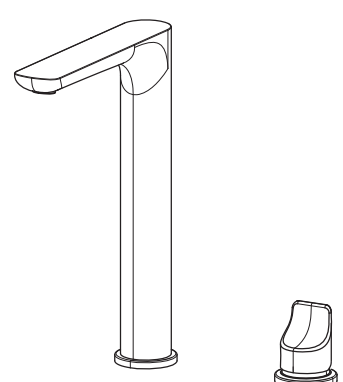
MITIGEUR POUR LAVABO HAUTE AVEC CONTROLE LATÉRAL SANS VIDAGE

**FIN.**

C  
 BI | NO  
 OO | RO | RA | NS | TU  
 OR | OS



**33592**



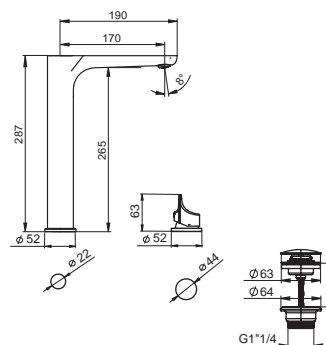
**MISCELATORE MONOCOMANDO PER LAVABO ALTO CON COMANDO REMOTO CON SCARICO CLICK CLACK DA 1\"/>**

WASH-BASIN MIXER TALL WITH REMOTE CONTROL AND 1\"/>

MITIGEUR POUR LAVABO HAUTE AVEC CONTROLE LATÉRAL AVEC VIDAGE CLICK CLACK 1\"/>

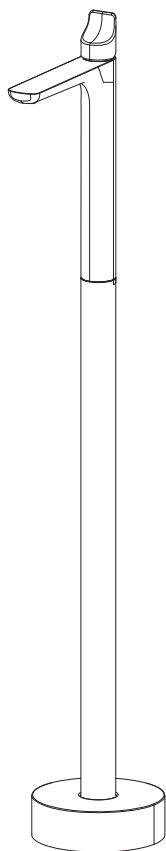
**FIN.**

C  
 BI | NO  
 OO | RO | RA | NS | TU  
 OR | OS



■ **OGGETTO3**

**33330**

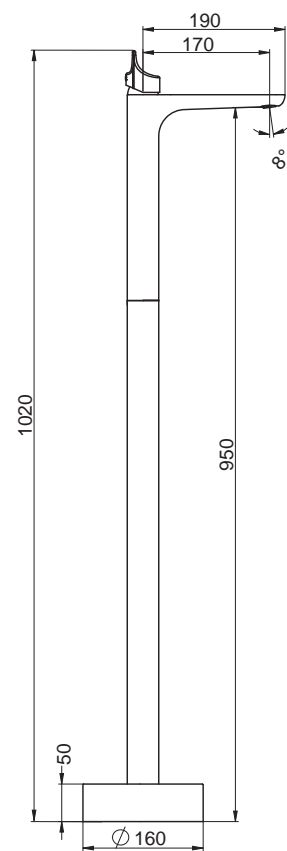


**MISCELATORE MONOCOMANDO PER LAVABO A PAVIMENTO**

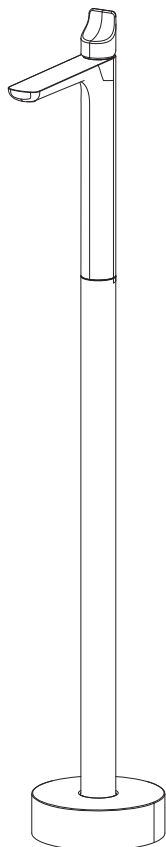
FLOOR MOUNTED WASH-BASIN MIXER  
 MITIGEUR POUR LAVABO SUR PIED

**FIN.**

C  
 BI | NO  
 OO | RO | RA | NS | TU  
 OR | OS



**33332**

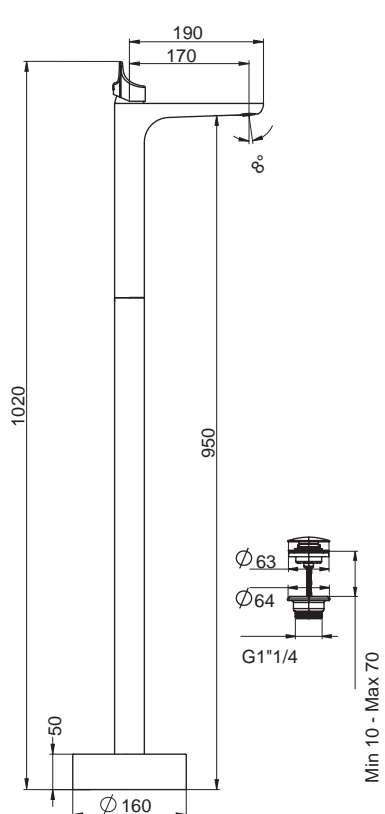


**MISCELATORE MONOCOMANDO PER LAVABO A PAVIMENTO CON SCARICO CLICK CLACK DA 1"1/4**

FLOOR MOUNTED WASH-BASIN MIXER WITH 1"1/4  
 CLICK CLACK WASTE  
 MITIGEUR POUR LAVABO SUR PIED AVEC VIDAGE  
 CLICK CLACK 1"1/4

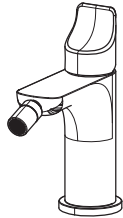
**FIN.**

C  
 BI | NO  
 OO | RO | RA | NS | TU  
 OR | OS



■ **OGGETTO3**

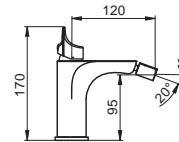
**33500**



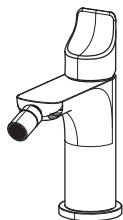
**MISCELATORE MONOCOMANDO PER BIDET SENZA SCARICO**

BIDET MIXER WITHOUT WASTE  
 MITIGEUR POUR BIDET SANS VIDAGE

**FIN.**  
 C  
 BI | NO  
 OO | RO | RA | NS | TU  
 OR | OS



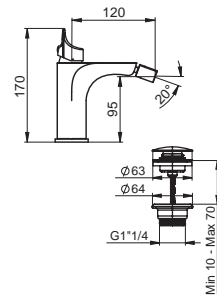
**33502**



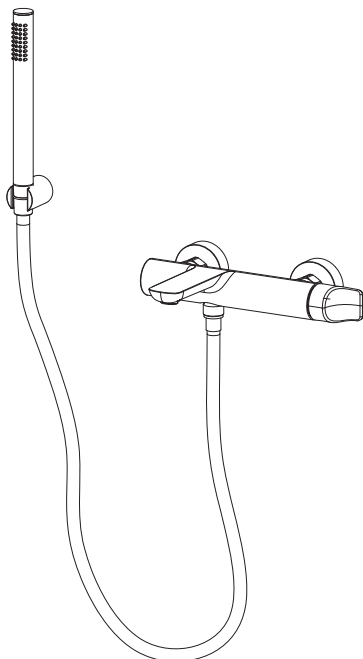
**MISCELATORE MONOCOMANDO PER BIDET CON SCARICO CLICK CLACK DA 1"1/4**

BIDET MIXER WITH 1"1/4 CLICK CLACK WASTE  
 MITIGEUR POUR BIDET AVEC VIDAGE CLICK CLACK 1"1/4

**FIN.**  
 C  
 BI | NO  
 OO | RO | RA | NS | TU  
 OR | OS



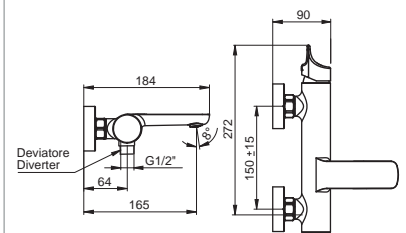
**33100**



**MISCELATORE MONOCOMANDO PER VASCA ESTERNO CON FLESSIBILE E DOCCETTA**

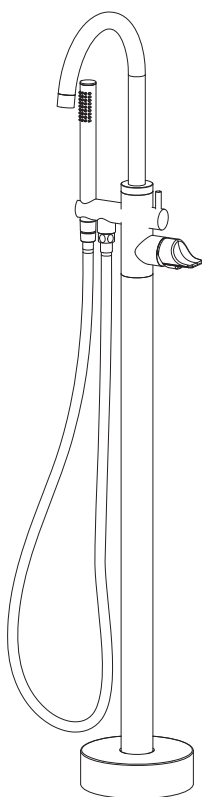
EXTERNAL BATH MIXER WITH FLEXIBLE HOSE AND HAND SHOWER  
 MITIGEUR BAIN DOUCHE EXTÉRIEUR AVEC FLEXIBLE ET DOUCHETTE

**FIN.**  
 C  
 BI | NO  
 OO | RO | RA | NS | TU  
 OR | OS

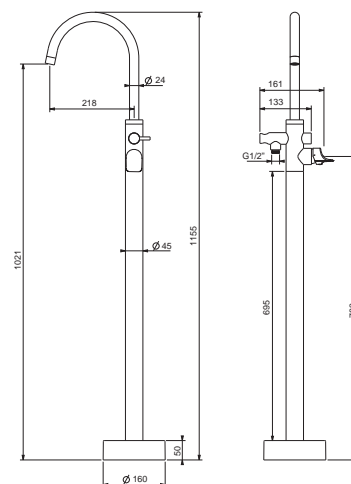


■ **OGGETTO3**

**141033**



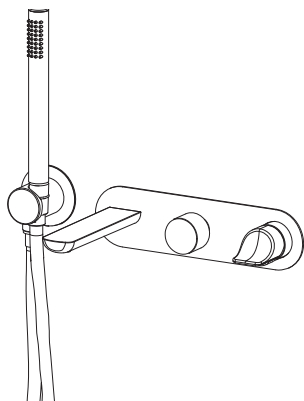
**MISCELATORE MONOCOMANDO PER VASCA A PAVIMENTO**  
 FLOOR MOUNTED BATH MIXER WITHOUT WASTE  
 MITIGEUR POUR BAIN SUR PIED



**FIN.**  
 C  
 BI | NO  
 OO | RO | RA | NS | TU  
 OR | OS

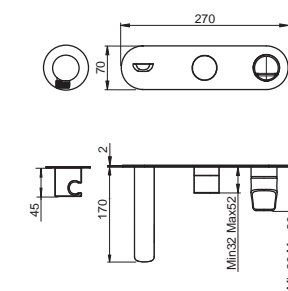


**EST-33150-180**



**SET ESTERNO PER MISCELATORE MONOCOMANDO PER VASCA INCASSO CON FLESSIBILE E DOCCETTA**

EXTERNAL SET FOR WALL BATH MIXER WITH FLEXIBLE HOSE AND HAND SHOWER  
 SET EXTERNE POUR MITIGEUR BAIN DOUCHE ENCASTRÉ

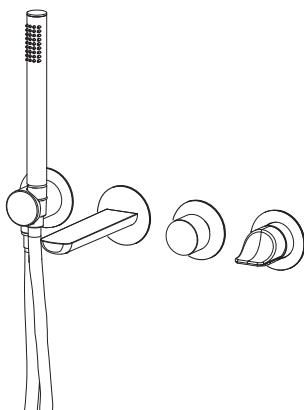


**FIN.**  
 C  
 BI | NO  
 OO | RO | RA | NS | TU  
 OR | OS



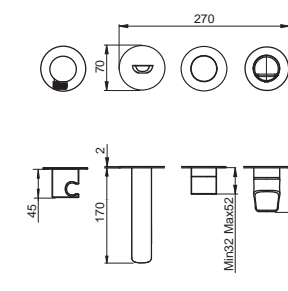
PER/FOR/POUR  
**INC-150/155-180**

**EST-33155-180**



**SET ESTERNO PER MISCELATORE MONOCOMANDO PER VASCA INCASSO CON FLESSIBILE E DOCCETTA**

EXTERNAL SET FOR WALL BATH MIXER WITH FLEXIBLE HOSE AND HAND SHOWER  
 SET EXTERNE POUR MITIGEUR BAIN DOUCHE ENCASTRÉ



**FIN.**  
 C  
 BI | NO  
 OO | RO | RA | NS | TU  
 OR | OS

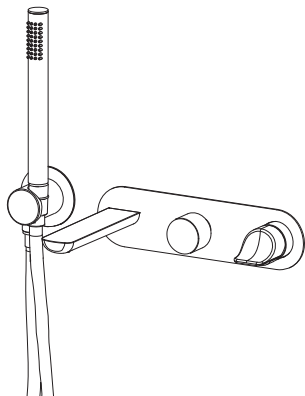


PER/FOR/POUR  
**INC-150/155-180**



## OGGETTO3

### EST-33160-180



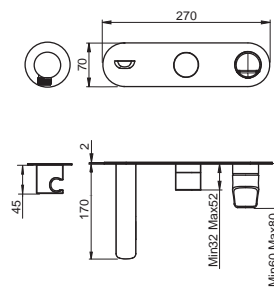
#### SET ESTERNO PER MISCELATORE MONOCOMANDO PER VASCA INCASSO 3 VIE CON FLESSIBILE E DOCCETTA

EXTERNAL SET FOR WALL 3 WAYS BATH MIXER WITH FLEXIBLE HOSE AND HAND SHOWER

SET EXTERNE POUR MITIGEUR BAIN DOUCHE ENCASTRÉ 3 SORTIES

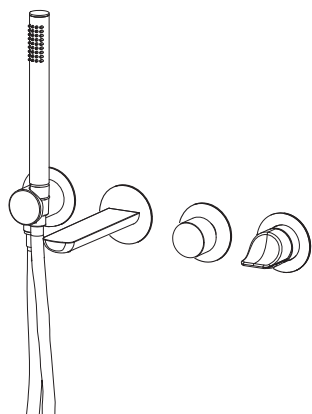
#### FIN.

C  
BI | NO  
OO | RO | RA | NS | TU  
OR | OS



PER/FOR/POUR  
INC-160/165-180

### EST-33165-180



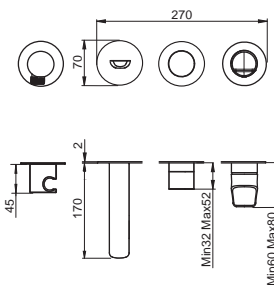
#### SET ESTERNO PER MISCELATORE MONOCOMANDO PER VASCA INCASSO 3 VIE CON FLESSIBILE E DOCCETTA

EXTERNAL SET FOR WALL 3 WAYS BATH MIXER WITH FLEXIBLE HOSE AND HAND SHOWER

SET EXTERNE POUR MITIGEUR BAIN DOUCHE ENCASTRÉ 3 SORTIES

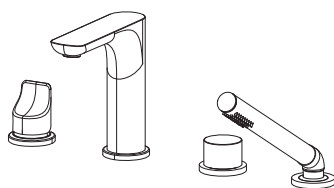
#### FIN.

C  
BI | NO  
OO | RO | RA | NS | TU  
OR | OS



PER/FOR/POUR  
INC-160/165-180

### 121433



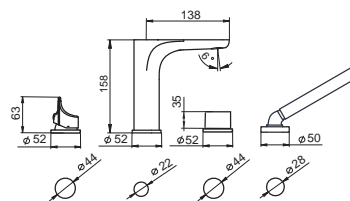
#### MISCELATORE MONOCOMANDO PER BORDO VASCA

DECK MOUNTED BATH MIXER

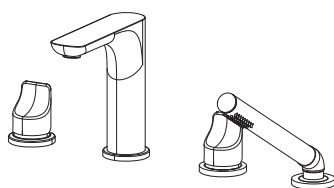
MITIGEUR POUR BAIN SUR GORGE

#### FIN.

C  
BI | NO  
OO | RO | RA | NS | TU  
OR | OS



### 122233



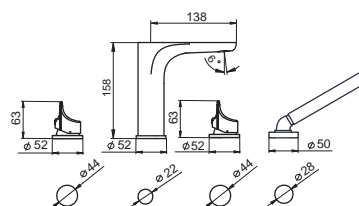
#### MISCELATORE A DOPPIO COMANDO PER BORDO VASCA

DECK MOUNTED 2 HANDLES BATH MIXER

MELANGEUR POUR BAIN SUR GORGE

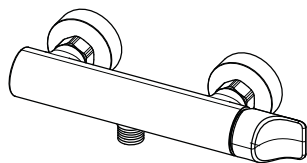
#### FIN.

C  
BI | NO  
OO | RO | RA | NS | TU  
OR | OS



■ OGGETTO3

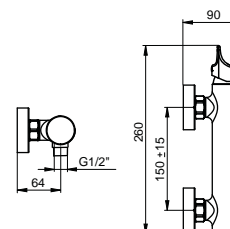
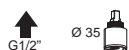
33300



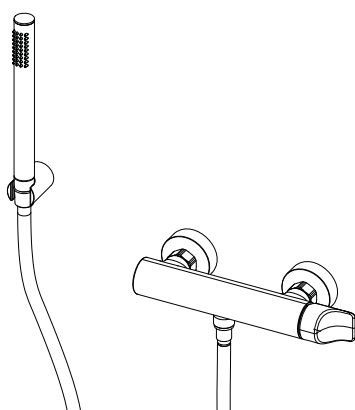
**MISCELATORE MONOCOMANDO PER DOCCIA ESTERNO**

EXTERNAL SHOWER MIXER  
MITIGEUR DOUCHE EXTERIEUR

FIN.  
C  
BI | NO  
OO | RO | RA | NS | TU  
OR | OS



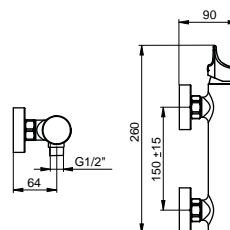
33310



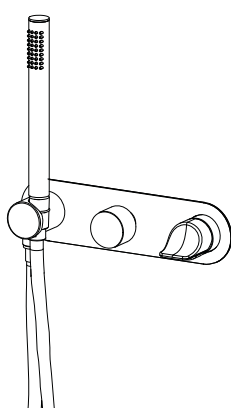
**MISCELATORE MONOCOMANDO PER DOCCIA ESTERNO CON FLESSIBILE E DOCCETTA**

EXTERNAL SHOWER MIXER WITH FLEXIBLE HOSE AND HAND SHOWER  
MITIGEUR DOUCHE EXTERIEUR AVEC FLEXIBLE ET DOUCHETTE

FIN.  
C  
BI | NO  
OO | RO | RA | NS | TU  
OR | OS



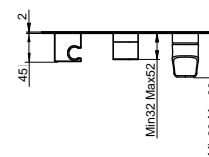
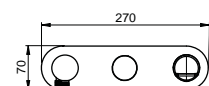
EST-33220-180



**SET ESTERNO PER MISCELATORE MONOCOMANDO PER DOCCIA INCASSO 2 VIE CON FLESSIBILE E DOCCETTA**

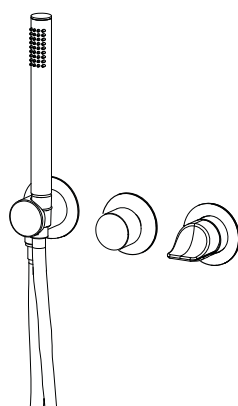
EXTERNAL SET FOR WALL 2 WAYS SHOWER MIXER WITH FLEXIBLE HOSE AND HAND SHOWER  
SET EXTERNE POUR MITIGEUR DOUCHE ENCASTRE AVEC FLEXIBLE ET DOUCHETTE

FIN.  
C  
BI | NO  
OO | RO | RA | NS | TU  
OR | OS



PER/FOR/POUR  
INC-220/225-180

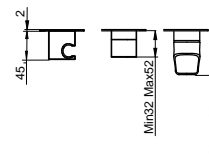
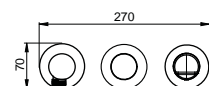
EST-33225-180



**SET ESTERNO PER MISCELATORE MONOCOMANDO PER DOCCIA INCASSO 2 VIE CON FLESSIBILE E DOCCETTA**

EXTERNAL SET FOR WALL 2 WAYS SHOWER MIXER WITH FLEXIBLE HOSE AND HAND SHOWER  
SET EXTERNE POUR MITIGEUR DOUCHE ENCASTRE AVEC FLEXIBLE ET DOUCHETTE

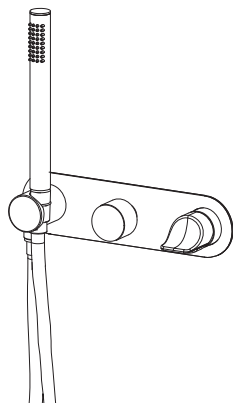
FIN.  
C  
BI | NO  
OO | RO | RA | NS | TU  
OR | OS



PER/FOR/POUR  
INC-220/225-180

## OGGETTO3

### EST-33240-180



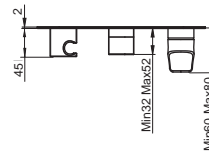
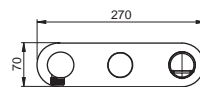
#### SET ESTERNO PER MISCELATORE MONOCOMANDO PER DOCCIA INCASSO 3 VIE CON FLESSIBILE E DOCCETTA

EXTERNAL SET FOR WALL 3 WAYS SHOWER MIXER  
WITH FLEXIBLE HOSE AND HAND SHOWER

SET EXTERNE POUR MITIGEUR DOUCHE ENCASTRÉ  
AVEC FLEXIBLE ET DOUCHETTE 3 SORTIES

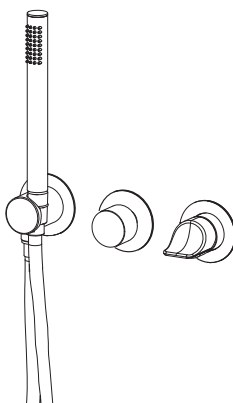
#### FIN.

C  
BI | NO  
OO | RO | RA | NS | TU  
OR | OS



PER/FOR/POUR  
INC-240/245-180

### EST-33245-180



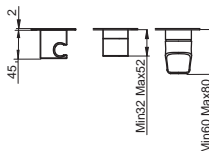
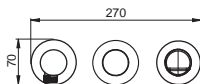
#### SET ESTERNO PER MISCELATORE MONOCOMANDO PER DOCCIA INCASSO 3 VIE CON FLESSIBILE E DOCCETTA

EXTERNAL SET FOR WALL 3 WAYS SHOWER MIXER  
WITH FLEXIBLE HOSE AND HAND SHOWER

SET EXTERNE POUR MITIGEUR DOUCHE ENCASTRÉ  
AVEC FLEXIBLE ET DOUCHETTE 3 SORTIES

#### FIN.

C  
BI | NO  
OO | RO | RA | NS | TU  
OR | OS



PER/FOR/POUR  
INC-240/245-180

### EST-33250-180



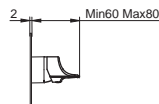
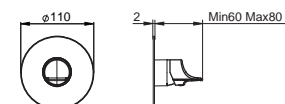
#### SET ESTERNO PER MISCELATORE MONOCOMANDO PER DOCCIA INCASSO 1 VIA

EXTERNAL SET FOR WALL 1 WAY SHOWER MIXER

SET EXTERNE POUR MITIGEUR DOUCHE ENCASTRÉ  
1 SORTIE

#### FIN.

C  
BI | NO  
OO | RO | RA | NS | TU  
OR | OS



PER/FOR/POUR  
INC-250-BOX-180

### EST-33200-180



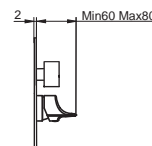
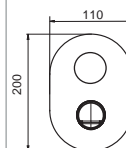
#### SET ESTERNO PER MISCELATORE MONOCOMANDO PER DOCCIA INCASSO 2 VIE

EXTERNAL SET FOR WALL 2 WAYS SHOWER MIXER

SET EXTERNE POUR MITIGEUR DOUCHE ENCASTRÉ  
2 SORTIES

#### FIN.

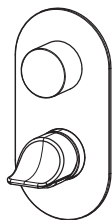
C  
BI | NO  
OO | RO | RA | NS | TU  
OR | OS



PER/FOR/POUR  
INC-200-BOX-180

■ **OGGETTO3**

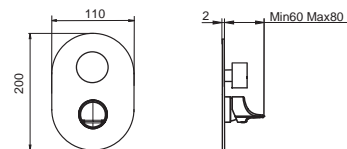
**EST-33230-180**



**SET ESTERNO PER MISCELATORE MONOCOMANDO PER DOCCIA INCASSO A 3 VIE**

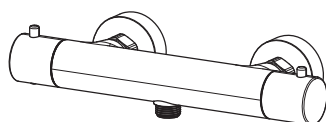
EXTERNAL SET FOR CONCEALED 3 WAYS SHOWER MIXER  
 SET EXTERNE POUR MITIGEUR ENCASTRÉ POUR DOUCHE 3 VOIES

**FIN.**  
 C  
 BI | NO  
 OO | RO | RA | NS | TU  
 OR | OS



PER/FOR/POUR  
**INC-230-BOX-180**

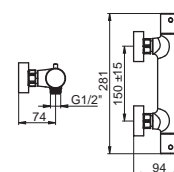
**163340**



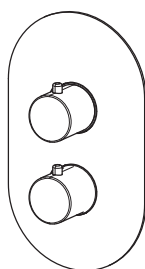
**MISCELATORE TERMOSTATICO PER DOCCIA ESTERNO**

EXTERNAL THERMOSTATIC SHOWER MIXER  
 MITIGEUR THERMOSTATIQUE EXTERIEUR POUR DOUCHE

**FIN.**  
 C  
 BI | NO  
 OO | RO | RA | NS | TU  
 OR | OS



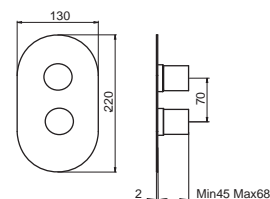
**EST-33258**



**SET ESTERNO PER MISCELATORE TERMOSTATICO PER DOCCIA INCASSO A 1 VIA**

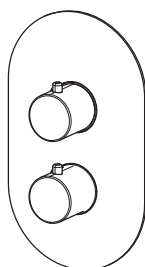
EXTERNAL SET FOR CONCEALED 1 WAY THERMOSTATIC SHOWER MIXER  
 SET EXTERNE POUR MITIGEUR THERMOSTATIQUE ENCASTRÉ POUR DOUCHE 1 VOIE

**FIN.**  
 C  
 BI | NO  
 OO | RO | RA | NS | TU  
 OR | OS



PER/FOR/POUR  
**INC-258-BOX**

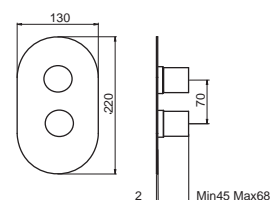
**EST-33208**



**SET ESTERNO PER MISCELATORE TERMOSTATICO PER DOCCIA INCASSO A 2 VIE**

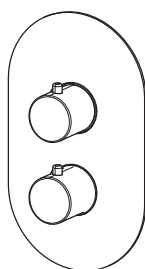
EXTERNAL SET FOR CONCEALED 2 WAYS THERMOSTATIC SHOWER MIXER  
 SET EXTERNE POUR MITIGEUR THERMOSTATIQUE ENCASTRÉ POUR DOUCHE 2 VOIES

**FIN.**  
 C  
 BI | NO  
 OO | RO | RA | NS | TU  
 OR | OS



PER/FOR/POUR  
**INC-208-BOX**

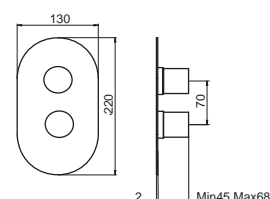
**EST-33238**



**SET ESTERNO PER MISCELATORE TERMOSTATICO PER DOCCIA INCASSO A 3 VIE**

EXTERNAL SET FOR CONCEALED 3 WAYS THERMOSTATIC SHOWER MIXER  
 SET EXTERNE POUR MITIGEUR THERMOSTATIQUE ENCASTRÉ POUR DOUCHE 3 VOIES AVEC BOX

**FIN.**  
 C  
 BI | NO  
 OO | RO | RA | NS | TU  
 OR | OS



PER/FOR/POUR  
**INC-238-BOX**

## OGGETTO3

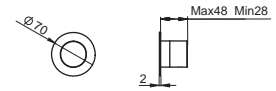
### EST-33340



#### SET ESTERNO PER RUBINETTO D'ARRESTO DA INCASSO

EXTERNAL SET FOR CONCEALED STOPCOCK  
SET EXTERNE POUR ROBINET D'ARRET ENCASTRÉ

**FIN.**  
C  
BI | NO  
OO | RO | RA | NS | TU  
OR | OS



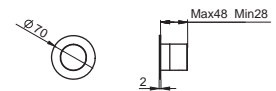
PER/FOR/POUR  
**INC-340**

### EST-33345



**SET ESTERNO PER DEVIATORE DA INCASSO 2 VIE**  
EXTERNAL SET FOR CONCEALED 2 WAYS DIVERTER  
SET EXTERNE POUR INVERSEUR ENCASTRÉ 2 VOIES

**FIN.**  
C  
BI | NO  
OO | RO | RA | NS | TU  
OR | OS



PER/FOR/POUR  
**INC-345**

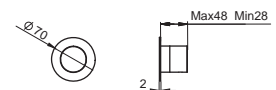
### EST-33346



#### SET ESTERNO PER SET ESTERNO PER DEVIATORE DA INCASSO 3 VIE

EXTERNAL SET FOR EXTERNAL SET FOR CONCEALED  
3 WAYS DIVERTER  
SET EXTERNE POUR INVERSEUR ENCASTRÉ 3 VOIES

**FIN.**  
C  
BI | NO  
OO | RO | RA | NS | TU  
OR | OS



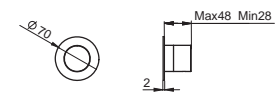
PER/FOR/POUR  
**INC-346**

### EST-33347



**SET ESTERNO PER DEVIATORE DA INCASSO 4 VIE**  
EXTERNAL SET FOR CONCEALED 4 WAYS DIVERTER  
SET EXTERNE POUR INVERSEUR ENCASTRÉ 4 VOIES

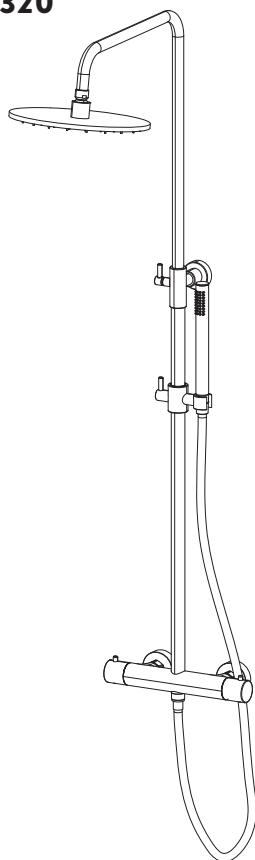
**FIN.**  
C  
BI | NO  
OO | RO | RA | NS | TU  
OR | OS



PER/FOR/POUR  
**INC-347**

■ **OGGETTO3**

**243320**



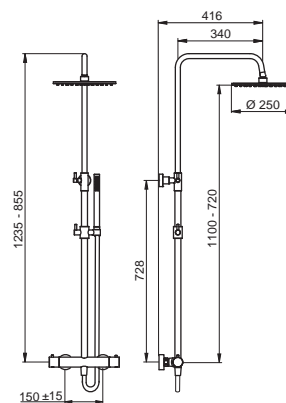
**COLONNA DOCCIA TELESCOPICA CON MISCELATORE TERMOSTATICO, DEVIATORE A 2 VIE, ACCESSORI E SOFFIONE IN OTTONE**

TELESCOPIC ROUND SHOWER COLUMN WITH THERMOSTATIC MIXER, 2 WAYS DIVERTER AND BRASS SHOWER HEAD AND ACCESSORIES

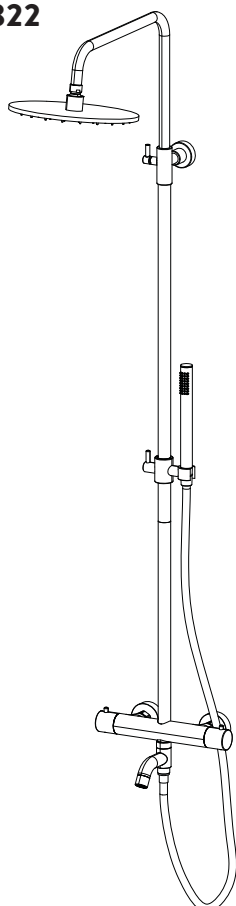
COLONNE DE DOUCHE TÉLESCOPIQUE RONDE AVEC MITIGEUR THERMOSTATIQUE, INVERSEUR 2 SORTIES, ACCESSOIRES ET POMME DE DOUCHE EN LAITON

**FIN.**

C  
 BI | NO  
 OO | RO | RA | NS | TU  
 OR | OS



**243322**



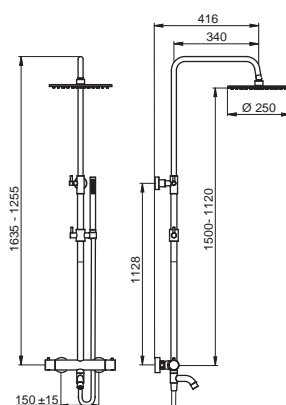
**COLONNA DOCCIA TELESCOPICA CON MISCELATORE TERMOSTATICO, DEVIATORE A 2 VIE, BOCCA VASCA DEVIATRICE, ACCESSORI E SOFFIONE IN OTTONE**

TELESCOPIC ROUND SHOWER COLUMN WITH THERMOSTATIC MIXER, 2 WAYS DIVERTER, BRASS SHOWER HEAD AND ACCESSORIES AND DIVERTED BATH SPOUT

COLONNE DE DOUCHE TÉLESCOPIQUE RONDE AVEC MITIGEUR THERMOSTATIQUE, INVERSEUR 2 SORTIES, ACCESSOIRES ET POMME DE DOUCHE EN LAITON BEC INVERSEUR POUR BAIGNOIRE

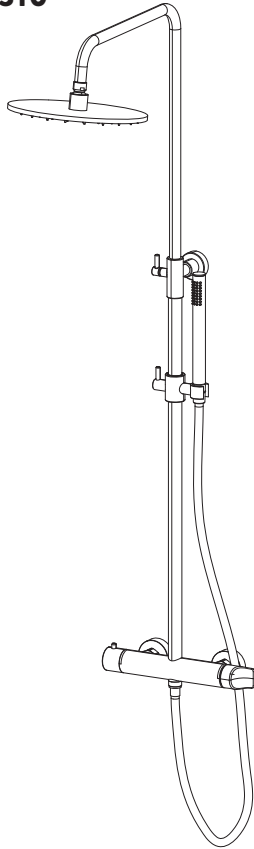
**FIN.**

C  
 BI | NO  
 OO | RO | RA | NS | TU  
 OR | OS



## ■ OGGETTO3

243310



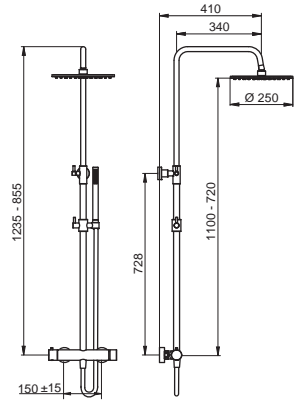
**COLONNA DOCCIA TELESCOPICA CON MISCELATORE, DEVIATORE A 2 VIE, ACCESSORI E SOFFIONE IN OTTONE**

TELESCOPIC ROUND SHOWER COLUMN WITH MIXER, 2 WAYS DIVERTER AND BRASS SHOWER HEAD AND ACCESSORIES

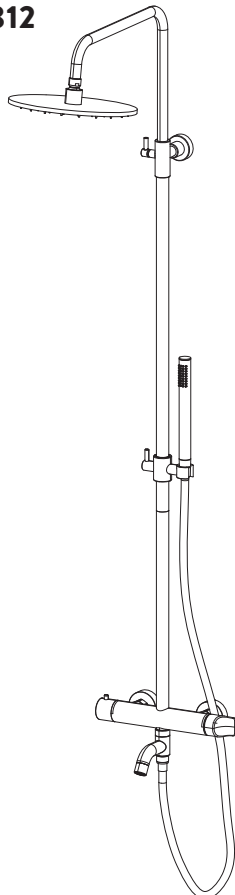
COLONNE DE DOUCHE TÉLESCOPIQUE RONDE AVEC MITIGEUR, INVERSEUR 2 SORTIES, ACCESSOIRES ET POMME DE DOUCHE EN LAITON

**FIN.**

C  
BI | NO  
OO | RO | RA | NS | TU  
OR | OS



243312



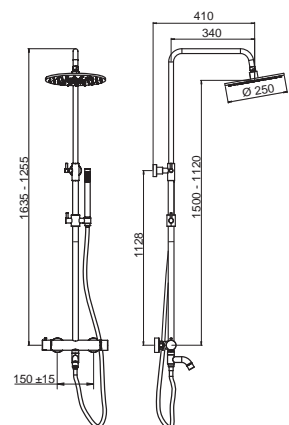
**COLONNA DOCCIA TELESCOPICA CON MISCELATORE, DEVIATORE A 2 VIE, BOCCA VASCA DEVIATRICE, ACCESSORI E SOFFIONE IN OTTONE**

TELESCOPIC ROUND SHOWER COLUMN WITH MIXER, 2 WAYS DIVERTER, BRASS SHOWER HEAD AND ACCESSORIES AND DIVERTED BATH SPOUT

COLONNE DE DOUCHE TÉLESCOPIQUE RONDE AVEC MITIGEUR, INVERSEUR 2 SORTIES, ACCESSOIRES ET POMME DE DOUCHE EN LAITON BEC INVERSEUR POUR BAIGNOIRE

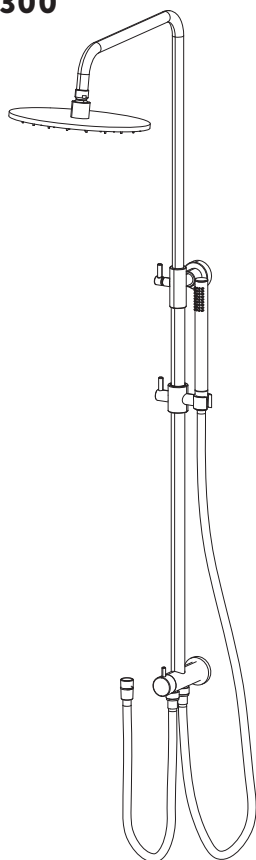
**FIN.**

C  
BI | NO  
OO | RO | RA | NS | TU  
OR | OS



■ **OGGETTO3**

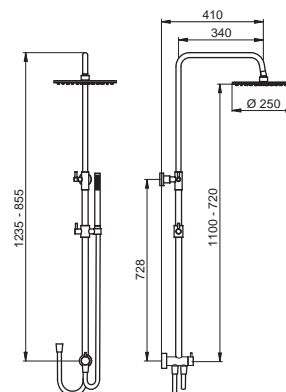
**243300**



**COLONNA DOCCIA TELESCOPICA SENZA MISCELATORE CON DEVIATORE A 2 VIE, ACCESSORI E SOFFIONE IN OTTONE**

TELESCOPIC ROUND SHOWER COLUMN WITHOUT MIXER, 2 WAYS DIVERTER AND BRASS SHOWER HEAD AND ACCESSORIES

COLONNE DE DOUCHE TÉLESCOPIQUE RONDE SANS MITIGEUR, AVEC INVERSEUR 2 SORTIES, ACCESSOIRES ET POMME DE DOUCHE EN LAITON

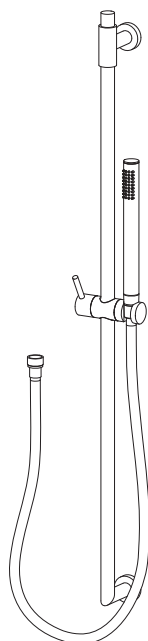


**FIN.**

C  
 BI | NO  
 OO | RO | RA | NS | TU  
 OR | OS



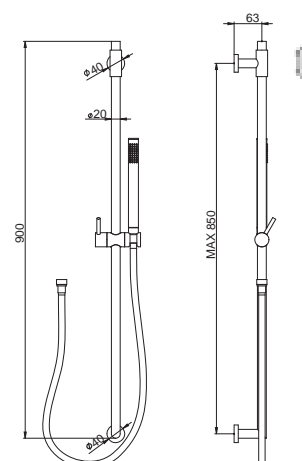
**S200**



**SALISCENDI MINIMALE TONDO IN OTTONE CON ACCESSORI**

MINIMAL BRASS ROUND SHOWER BAR WITH ACCESSORIES

BARRE DE DOUCHE MINIMAL RONDE EN LAITON AVEC ACCESSORIES



**FIN.**

C  
 BI | NO  
 OO | RO | RA | NS | TU  
 OR | OS






# PROGETTO

DESIGN BY SIMONE MICHELI




Finiture - Finishes - Finitions



COLLEZIONE PROGETTO DESIGN

# OGGETTO

---



























# OGGETTO

30400  
 30402



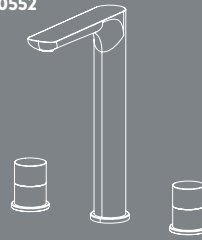
30450  
 30452



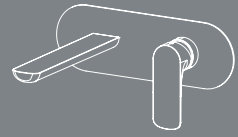
30470  
 30472



30550  
 30552



EST-30350  
 EST-30352



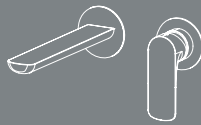
EST-30350-180  
 EST-30352-180

EST-30360  
 EST-30362

EST-30360-180  
 EST-30362-180

EST-30380  
 EST-30382

EST-30380-DX  
 EST-30382-DX



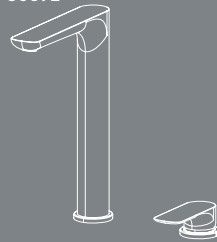
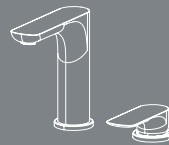
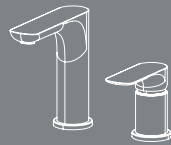
30380-SX  
 30382-SX

30480  
 30482

30580  
 30582

30590  
 30592

30330  
 30332

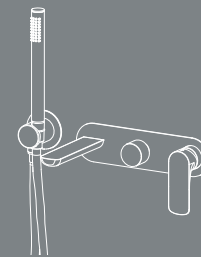
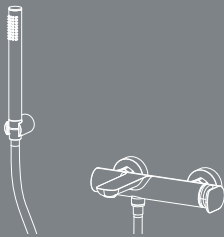


30500  
 30502

30100

141030

EST-30150  
 EST-30160

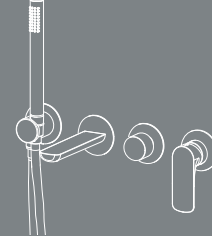
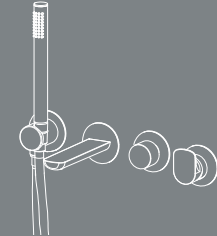
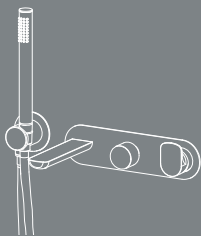


EST-30150-180  
 EST-30160-180

EST-30155-180  
 EST-30165-180

EST-30155  
 EST-30165

121430



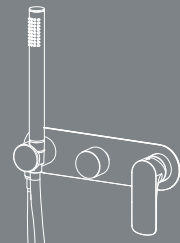
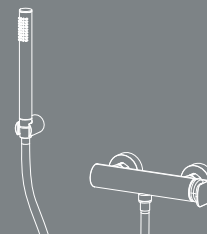
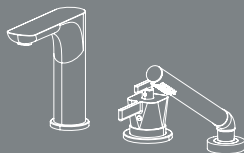
122230

122130

30300

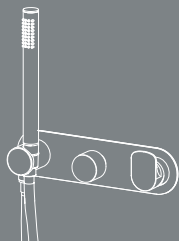
30310

EST-30220  
 EST-30240

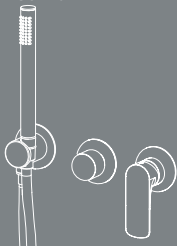


# OGGETTO

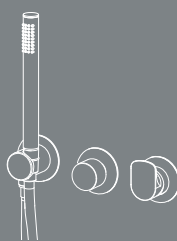
EST-30220-180  
 EST-30240-180



EST-30225  
 EST-30245



EST-30225-180  
 EST-30245-180



EST-30250

EST-30250-180

EST-30200  
 EST-30230

EST-30200-180  
 EST-30230-180



163040



EST-30258  
 EST-30208  
 EST-30238



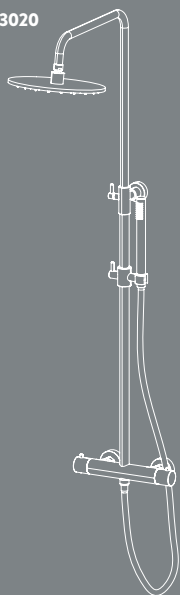
083031  
 083041



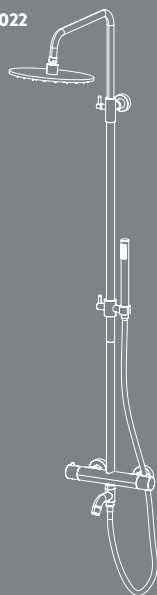
EST-30340  
 EST-30345  
 EST-30346  
 EST-30347



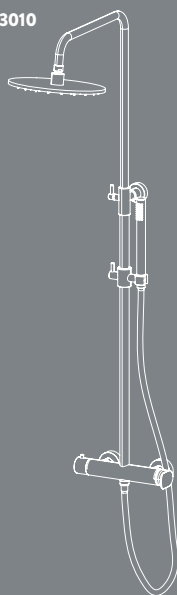
243020



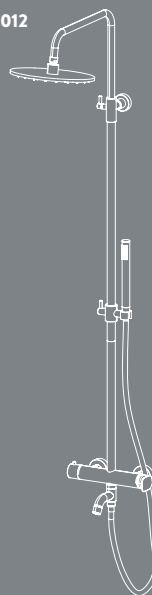
243022



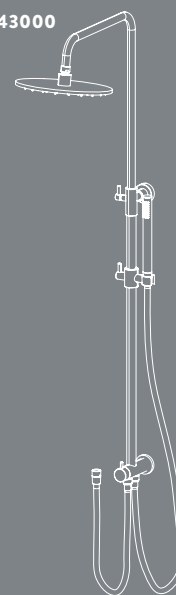
243010



243012



243000



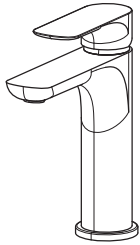
S200





■ **OGGETTO**

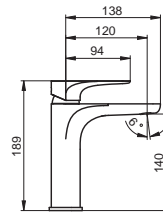
**30400**



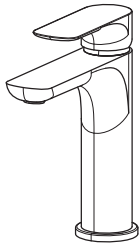
**MISCELATORE MONOCOMANDO PER LAVABO SENZA SCARICO**

WASH-BASIN MIXER WITHOUT WASTE  
 MITIGEUR POUR LAVABO SANS VIDAGE

**FIN.**  
 C  
 BI|NO  
 OO|RO|RA|NS|TU  
 OR|OS



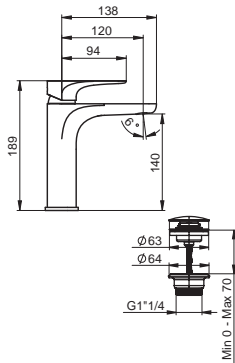
**30402**



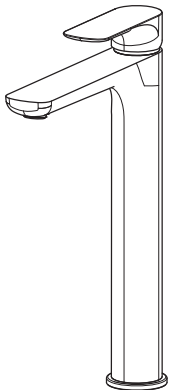
**MISCELATORE MONOCOMANDO PER LAVABO CON SCARICO CLICK CLACK DA 1 1/4**

WASH-BASIN MIXER WITH 1 1/4 CLICK CLACK WASTE  
 MITIGEUR POUR LAVABO AVEC VIDAGE CLICK CLACK 1 1/4

**FIN.**  
 C  
 BI|NO  
 OO|RO|RA|NS|TU  
 OR|OS



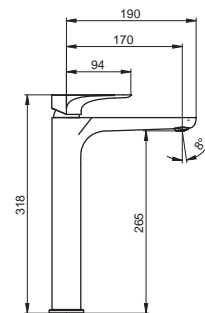
**30450**



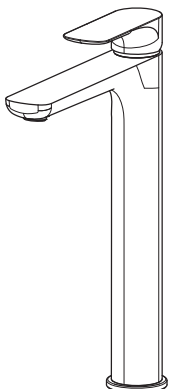
**MISCELATORE MONOCOMANDO PER LAVABO ALTO SENZA SCARICO**

WASH-BASIN MIXER TALL WITHOUT WASTE  
 MITIGEUR POUR LAVABO HAUTE SANS VIDAGE

**FIN.**  
 C  
 BI|NO  
 OO|RO|RA|NS|TU  
 OR|OS



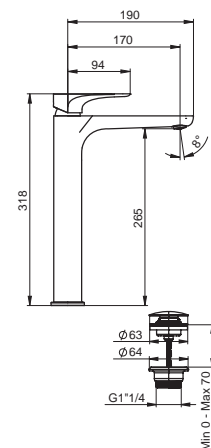
**30452**



**MISCELATORE MONOCOMANDO PER LAVABO ALTO CON SCARICO CLICK CLACK DA 1 1/4**

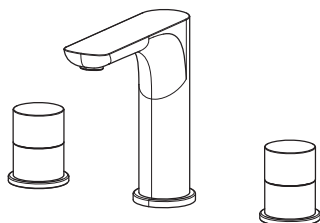
WASH-BASIN MIXER TALL WITH 1 1/4 CLICK CLACK WASTE  
 MITIGEUR POUR LAVABO HAUTE AVEC VIDAGE CLICK CLACK 1 1/4

**FIN.**  
 C  
 BI|NO  
 OO|RO|RA|NS|TU  
 OR|OS



■ **OGGETTO**

**30470**

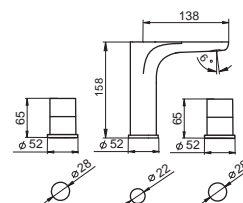


**MISCELATORE A DOPPIO COMANDO PER LAVABO SENZA SCARICO**

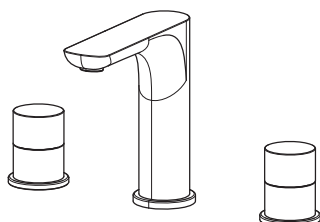
WASH-BASIN 2 HANDLES MIXER WITHOUT WASTE  
 MELANGEUR POUR LAVABO SANS VIDAGE

**FIN.**

C  
 BI|NO  
 OO|RO|RA|NS|TU  
 OR|OS|



**30472**

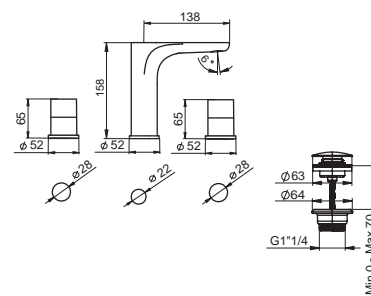


**MISCELATORE A DOPPIO COMANDO PER LAVABO CON SCARICO CLICK CLACK DA 1 1/4**

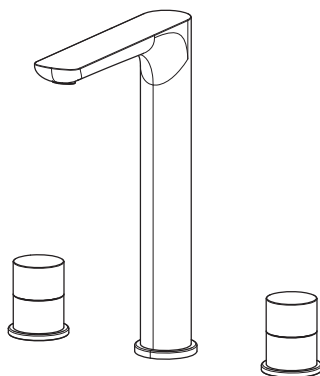
WASH-BASIN 2 HANDLES MIXER WITH 1 1/4 CLICK CLACK WASTE  
 MELANGEUR POUR LAVABO AVEC VIDAGE CLICK CLACK 1 1/4

**FIN.**

C  
 BI|NO  
 OO|RO|RA|NS|TU  
 OR|OS|



**30550**

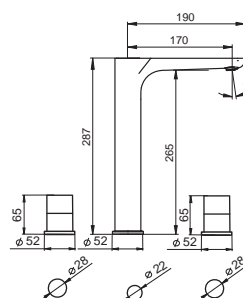


**MISCELATORE A DOPPIO COMANDO PER LAVABO SENZA SCARICO**

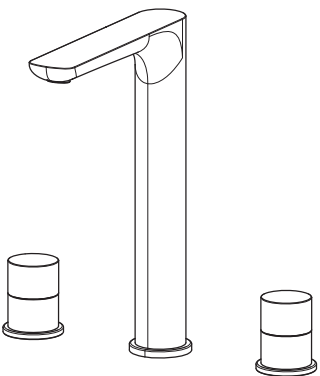
WASH-BASIN 2 HANDLES MIXER WITHOUT WASTE  
 MELANGEUR POUR LAVABO SANS VIDAGE

**FIN.**

C  
 BI|NO  
 OO|RO|RA|NS|TU  
 OR|OS|



**31552**

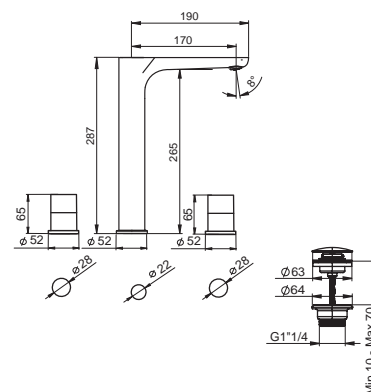


**MISCELATORE A DOPPIO COMANDO PER LAVABO CON SCARICO CLICK CLACK DA 1 1/4**

WASH-BASIN 2 HANDLES MIXER WITH 1 1/4 CLICK CLACK WASTE  
 MELANGEUR POUR LAVABO AVEC VIDAGE CLICK CLACK 1 1/4

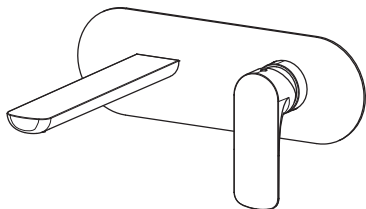
**FIN.**

C  
 BI|NO  
 OO|RO|RA|NS|TU  
 OR|OS|



## OGGETTO

### EST-30350



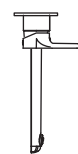
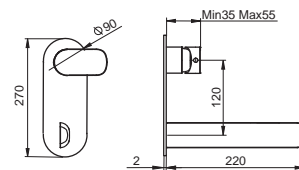
**SET ESTERNO PER MISCELATORE MONOCOMANDO PER LAVABO DA INCASSO A PARETE SENZA SCARICO**

EXTERNAL SET FOR CONCEALED WASH-BASIN MIXER WITHOUT WASTE

SET EXTERNE POUR MITIGEUR ENCASTRÉ POUR LAVABO SANS VIDAGE

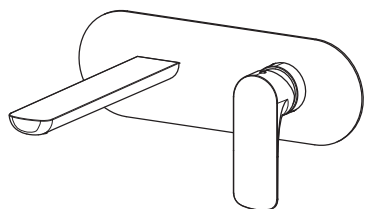
**FIN.**

C  
BI|NO  
OO|RO|RA|NS|TU  
OR|OS|



PER/FOR/POUR  
INC-350/360-BOX

### EST-30352



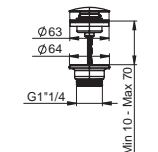
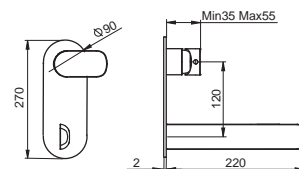
**SET ESTERNO PER MISCELATORE MONOCOMANDO PER LAVABO DA INCASSO A PARETE CON SCARICO CLICK CLACK DA 1"1/4**

EXTERNAL SET FOR CONCEALED WASH-BASIN MIXER WITH 1"1/4 CLICK CLACK WASTE

SET EXTERNE POUR MITIGEUR ENCASTRÉ POUR LAVABO AVEC VIDAGE CLICK CLACK 1"1/4

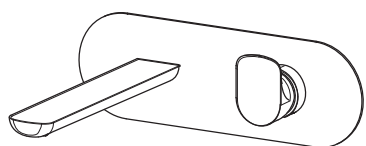
**FIN.**

C  
BI|NO  
OO|RO|RA|NS|TU  
OR|OS|



PER/FOR/POUR  
INC-350/360-BOX

### EST-30350-180



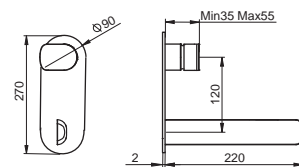
**SET ESTERNO PER MISCELATORE MONOCOMANDO PER LAVABO DA INCASSO A PARETE SENZA SCARICO**

EXTERNAL SET FOR CONCEALED WASH-BASIN MIXER WITHOUT WASTE

SET EXTERNE POUR MITIGEUR ENCASTRÉ POUR LAVABO SANS VIDAGE

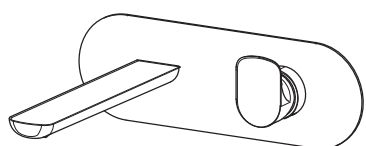
**FIN.**

C  
BI|NO  
OO|RO|RA|NS|TU  
OR|OS|



PER/FOR/POUR  
INC-350/360-BOX-180

### EST-30352-180



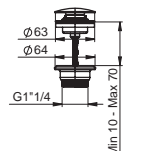
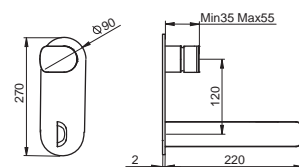
**SET ESTERNO PER MISCELATORE MONOCOMANDO PER LAVABO DA INCASSO A PARETE CON SCARICO CLICK CLACK DA 1"1/4**

EXTERNAL SET FOR CONCEALED WASH-BASIN MIXER WITH 1"1/4 CLICK CLACK WASTE

SET EXTERNE POUR MITIGEUR ENCASTRÉ POUR LAVABO AVEC VIDAGE CLICK CLACK 1"1/4

**FIN.**

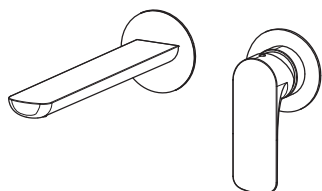
C  
BI|NO  
OO|RO|RA|NS|TU  
OR|OS|



PER/FOR/POUR  
INC-350/360-BOX-180

■ **OGGETTO**

**EST-30360**



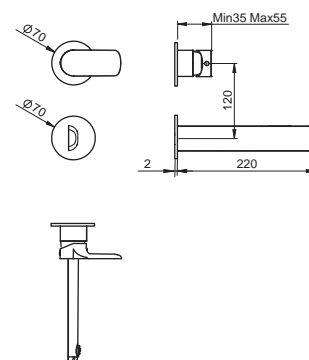
**SET ESTERNO PER MISCELATORE PER LAVABO DA INCASSO A PARETE SENZA SCARICO**

EXTERNAL SET FOR CONCEALED WASH-BASIN MIXER WITHOUT WASTE

SET EXTERNE POUR MITIGEUR ENCASTRÉ POUR LAVABO SANS VIDAGE

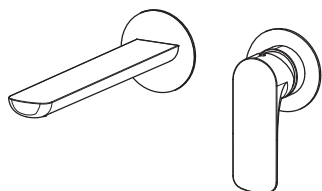
**FIN.**

C  
 BI|NO  
 OO|RO|RA|NS|TU  
 OR|OS|



PER/FOR/POUR  
**INC-350/360-BOX**

**EST-30362**



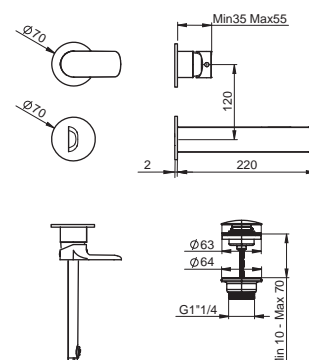
**SET ESTERNO PER MISCELATORE PER LAVABO DA INCASSO A PARETE CON SCARICO CLICK CLACK DA 1"1/4**

EXTERNAL SET FOR CONCEALED WASH-BASIN MIXER WITH 1"1/4 CLICK CLACK WASTE

SET EXTERNE POUR MITIGEUR ENCASTRÉ POUR LAVABO AVEC VIDAGE CLICK CLAK 1"1/4

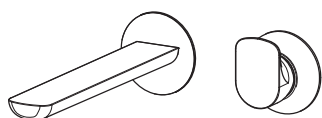
**FIN.**

C  
 BI|NO  
 OO|RO|RA|NS|TU  
 OR|OS|



PER/FOR/POUR  
**INC-350/360-BOX**

**EST-30360-180**



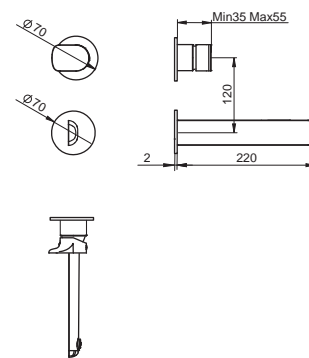
**SET ESTERNO PER MISCELATORE PER LAVABO DA INCASSO A PARETE SENZA SCARICO**

EXTERNAL SET FOR CONCEALED WASH-BASIN MIXER WITHOUT WASTE

SET EXTERNE POUR MITIGEUR ENCASTRÉ POUR LAVABO SANS VIDAGE

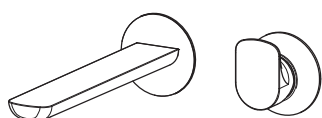
**FIN.**

C  
 BI|NO  
 OO|RO|RA|NS|TU  
 OR|OS|



PER/FOR/POUR  
**INC-350/360-BOX-180**

**EST-30362-180**



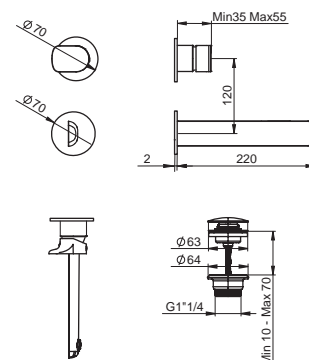
**SET ESTERNO PER MISCELATORE PER LAVABO DA INCASSO A PARETE CON SCARICO CLICK CLACK DA 1"1/4**

EXTERNAL SET FOR CONCEALED WASH-BASIN MIXER WITH 1"1/4 CLICK CLACK WASTE

SET EXTERNE POUR MITIGEUR ENCASTRÉ POUR LAVABO AVEC VIDAGE CLICK CLAK 1"1/4

**FIN.**

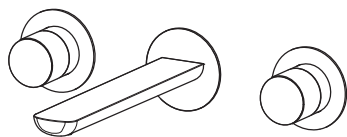
C  
 BI|NO  
 OO|RO|RA|NS|TU  
 OR|OS|



PER/FOR/POUR  
**INC-350/360-BOX-180**

## OGGETTO

### EST-30380



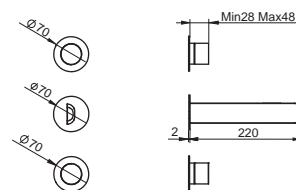
**SET ESTERNO PER MISCELATORE A DOPPIO  
COMANDO PER LAVABO DA INCASSO A PARETE  
SENZA SCARICO**

EXTERNAL SET FOR CONCEALED 2 HANDLES WASH-  
BASIN MIXER WITHOUT WASTE

SET EXTERNE POUR MELANGEUR ENCASTRÉ POUR  
LAVABO SANS VIDAGE

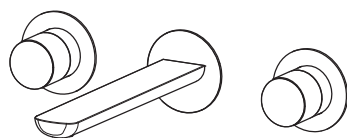
**FIN.**

C  
BI|NO  
OO|RO|RA|NS|TU  
OR|OS|



PER/FOR/POUR  
**INC-380**

### EST-30382



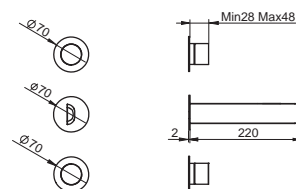
**SET ESTERNO PER MISCELATORE A DOPPIO  
COMANDO PER LAVABO DA INCASSO A PARETE  
CON SCARICO CLICK CLACK DA 1"1/4**

EXTERNAL SET FOR CONCEALED 2 HANDLES WASH-  
BASIN MIXER WITH 1"1/4 CLICK CLACK WASTE

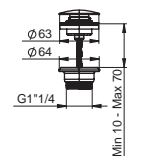
SET EXTERNE POUR MELANGEUR ENCASTRÉ POUR  
LAVABO AVEC VIDAGE CLICK CLACK 1"1/4

**FIN.**

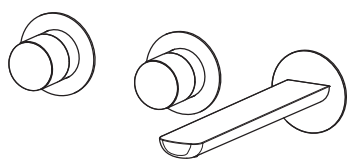
C  
BI|NO  
OO|RO|RA|NS|TU  
OR|OS|



PER/FOR/POUR  
**INC-380**



### EST-30380-DX



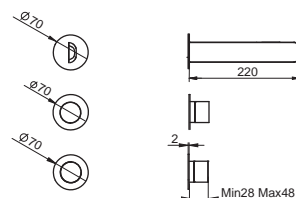
**SET ESTERNO PER MISCELATORE A DOPPIO  
COMANDO PER LAVABO DA INCASSO A PARETE  
SENZA SCARICO CON BOCCA A DESTRA**

EXTERNAL SET FOR CONCEALED 2 HANDLES WASH-  
BASIN MIXER WITHOUT WASTE WITH RIGHT SIDE  
SPOUT

SET EXTERNE POUR MELANGEUR ENCASTRÉ POUR  
LAVABO SANS VIDAGE AVEC BEC À DROITE

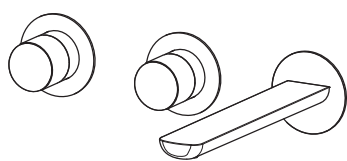
**FIN.**

C  
BI|NO  
OO|RO|RA|NS|TU  
OR|OS|



PER/FOR/POUR  
**INC-380-DX**

### EST-30382-DX



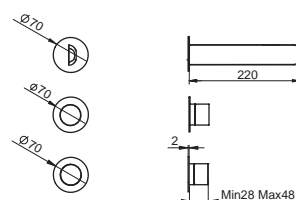
**SET ESTERNO PER MISCELATORE A DOPPIO  
COMANDO PER LAVABO DA INCASSO A PARETE  
CON SCARICO CLICK CLACK DA 1"1/4 CON BOCCA  
A DESTRA**

EXTERNAL SET FOR CONCEALED 2 HANDLES WASH-  
BASIN MIXER WITH 1"1/4 CLICK CLACK WASTE WITH  
RIGHT SIDE SPOUT

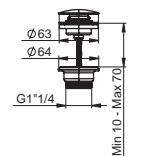
SET EXTERNE POUR MÉLANGEUR ENCASTRÉ POUR  
LAVABO AVEC VIDAGE CLICK CLACK 1"1/4 AVEC BEC  
À DROITE

**FIN.**

C  
BI|NO  
OO|RO|RA|NS|TU  
OR|OS|

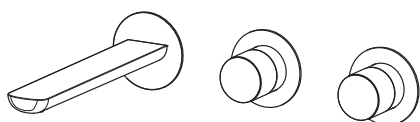


PER/FOR/POUR  
**INC-380-DX**



■ **OGGETTO**

**EST-30380-SX**



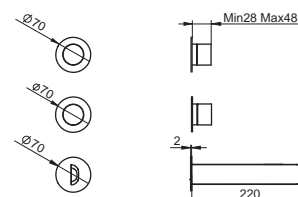
**SET ESTERNO PER MISCELATORE A DOPPIO COMANDO PER LAVABO DA INCASSO A PARETE SENZA SCARICO CON BOCCA A SINISTRA**

EXTERNAL SET FOR CONCEALED 2 HANDLES WASH-BASIN MIXER WITHOUT WASTE WITH LEFT SIDE SPOUT

SET EXTERNE POUR MELANGEUR ENCASTRÉ POUR LAVABO SANS VIDAGE AVEC BEC À GAUCHE

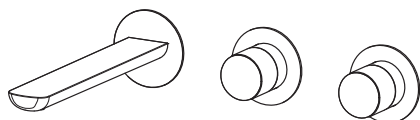
**FIN.**

C  
 BI|NO  
 OO|RO|RA|NS|TU  
 OR|OS|



PER/FOR/POUR  
**INC-380-SX**

**EST-30382-SX**



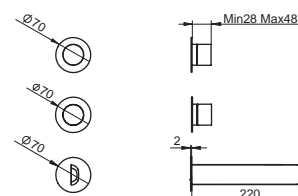
**SET ESTERNO PER MISCELATORE A DOPPIO COMANDO PER LAVABO DA INCASSO A PARETE CON SCARICO CLICK CLACK DA 1"1/4 CON BOCCA A SINISTRA**

EXTERNAL SET FOR CONCEALED 2 HANDLES WASH-BASIN MIXER WITH 1"1/4 CLICK CLACK WASTEWITH LEFT SIDE SPOUT

SET EXTERNE POUR MELANGEUR ENCASTRÉ POUR LAVABO AVEC VIDAGE CLICK CLACK 1"1/4 AVEC BEC À GAUCHE

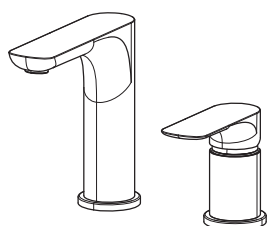
**FIN.**

C  
 BI|NO  
 OO|RO|RA|NS|TU  
 OR|OS|



PER/FOR/POUR  
**INC-380-SX**

**30480**



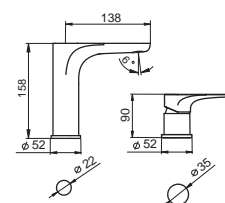
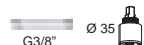
**MISCELATORE MONOCOMANDO PER LAVABO CON COMANDO REMOTO SENZA SCARICO**

WASH-BASIN MIXER WITH REMOTE CONTROL WITHOUT WASTE

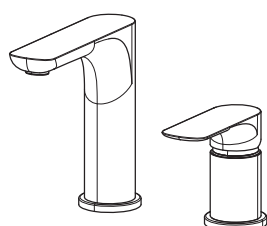
MITIGEUR POUR LAVABO AVEC CONTROLE LATÉRAL SANS VIDAGE

**FIN.**

C  
 BI|NO  
 OO|RO|RA|NS|TU  
 OR|OS|



**30482**



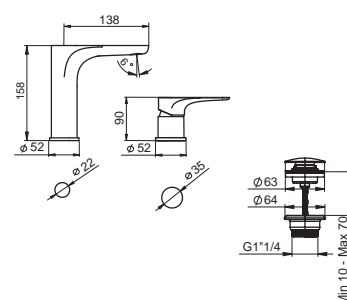
**MISCELATORE MONOCOMANDO PER LAVABO CON COMANDO REMOTO CON SCARICO CLICK CLACK DA 1"1/4**

WASH-BASIN MIXER WITH REMOTE CONTROL WITH 1"1/4 CLICK CLACK WASTE

MITIGEUR POUR LAVABO AVEC CONTROLE LATÉRAL AVEC VIDAGE CLICK CLACK 1"1/4

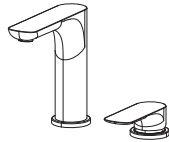
**FIN.**

C  
 BI|NO  
 OO|RO|RA|NS|TU  
 OR|OS|



## OGGETTO

30580

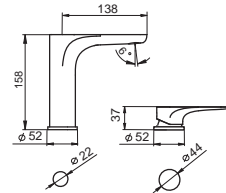


**MISCELATORE MONOCOMANDO PER LAVABO CON  
COMANDO REMOTO SENZA SCARICO**

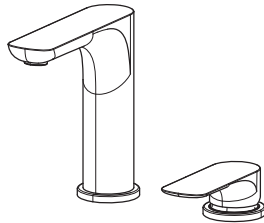
WASH-BASIN MIXER WITH REMOTE CONTROL  
WITHOUT WASTE

MITIGEUR POUR LAVABO AVEC CONTROLE LATÉRAL  
SANS VIDAGE

**FIN.**  
C  
BI|NO  
OO|RO|RA|NS|TU  
OR|OS



30582

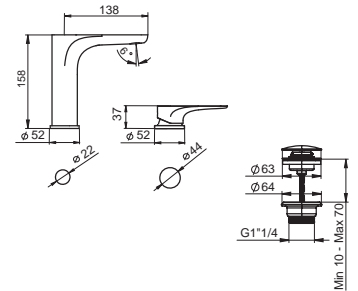


**MISCELATORE MONOCOMANDO PER LAVABO CON  
COMANDO REMOTO CON SCARICO CLICK CLACK DA 1"1/4**

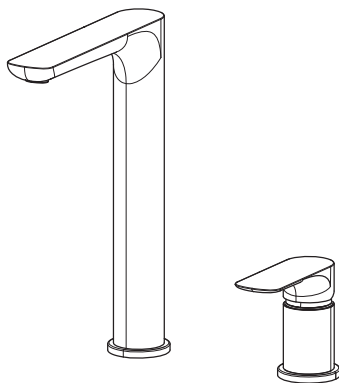
WASH-BASIN MIXER WITH REMOTE CONTROL AND  
1"1/4 CLICK CLACK WASTE

MITIGEUR POUR LAVABO AVEC CONTROLE LATÉRAL  
AVEC VIDAGE CLICK CLACK 1"1/4

**FIN.**  
C  
BI|NO  
OO|RO|RA|NS|TU  
OR|OS



30490

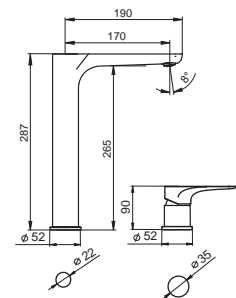


**MISCELATORE MONOCOMANDO PER LAVABO ALTO  
CON COMANDO REMOTO SENZA SCARICO**

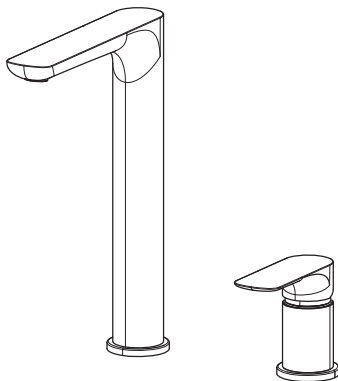
WASH-BASIN MIXER TALL WITH REMOTE CONTROL  
WITHOUT WASTE

MITIGEUR POUR LAVABO HAUTE AVEC CONTROLE  
LATÉRAL SANS VIDAGE

**FIN.**  
C  
BI|NO  
OO|RO|RA|NS|TU  
OR|OS



30492

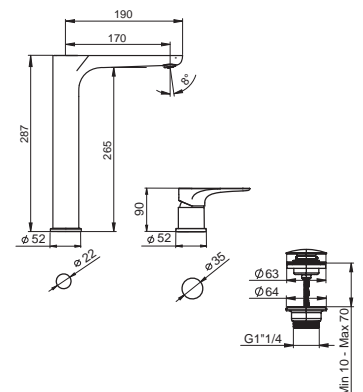


**MISCELATORE MONOCOMANDO PER LAVABO ALTO CON  
COMANDO REMOTO CON SCARICO CLICK CLACK DA 1"1/4**

WASH-BASIN MIXER TALL WITH REMOTE CONTROL  
WITH 1"1/4 CLICK CLACK WASTE

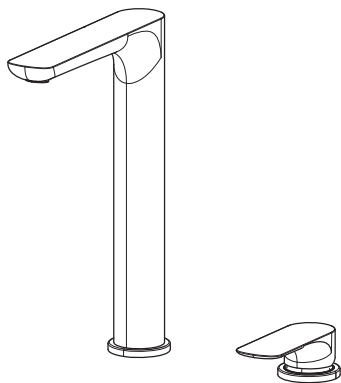
MITIGEUR POUR LAVABO HAUTE AVEC CONTROLE  
LATÉRAL AVEC VIDAGE CLICK CLACK 1"1/4

**FIN.**  
C  
BI|NO  
OO|RO|RA|NS|TU  
OR|OS



■ **OGGETTO**

**30590**

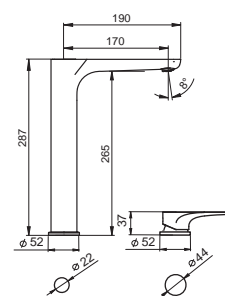


**MISCELATORE MONOCOMANDO PER LAVABO ALTO  
 CON COMANDO REMOTO SENZA SCARICO**

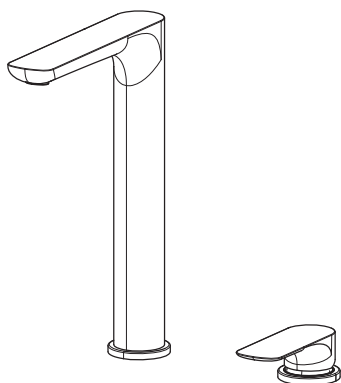
WASH-BASIN MIXER TALL WITH REMOTE CONTROL  
 WITHOUT WASTE

MITIGEUR POUR LAVABO HAUTE AVEC CONTROLE  
 LATÉRAL SANS VIDAGE

**FIN.**  
 C  
 BI|NO  
 OO|RO|RA|NS|TU  
 OR|OS



**30592**

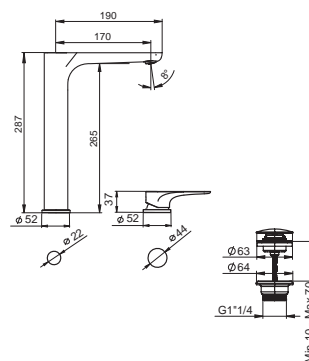


**MISCELATORE MONOCOMANDO PER LAVABO ALTO  
 CON COMANDO REMOTO CON SCARICO CLICK  
 CLACK DA 1"1/4**

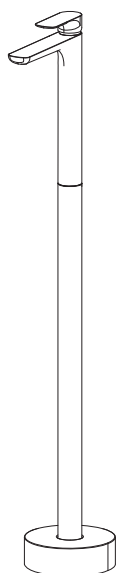
WASH-BASIN MIXER TALL WITH REMOTE CONTROL  
 AND 1"1/4 CLICK CLACK WASTE

MITIGEUR POUR LAVABO HAUTE AVEC CONTROLE  
 LATÉRAL AVEC VIDAGE CLICK CLACK 1"1/4

**FIN.**  
 C  
 BI|NO  
 OO|RO|RA|NS|TU  
 OR|OS



**30330**

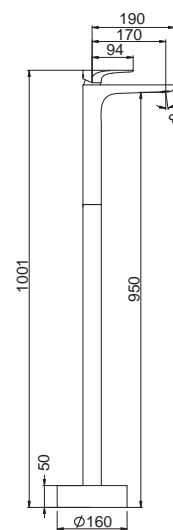
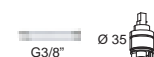


**MISCELATORE MONOCOMANDO PER LAVABO A  
 PAVIMENTO SENZA SCARICO**

FLOOR MOUNTED WASH-BASIN MIXER WITHOUT  
 WASTE

MITIGEUR POUR LAVABO SUR PIED SANS VIDAGE

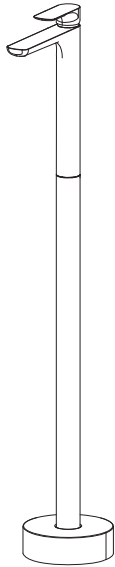
**FIN.**  
 C  
 BI|NO  
 OO|RO|RA|NS|TU  
 OR|OS





■ **OGGETTO**

**30332**

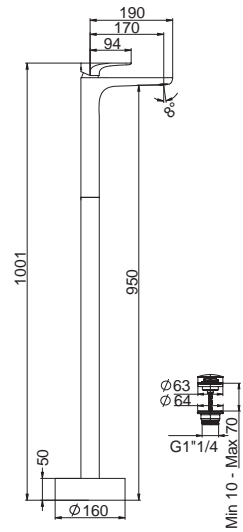


**MISCELATORE MONOCOMANDO PER LAVABO A PAVIMENTO CON SCARICO CLICK CLACK DA 1"1/4**

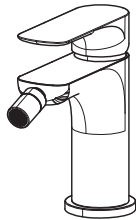
FLOOR MOUNTED WASH-BASIN MIXER WITH 1"1/4 CLICK CLACK WASTE

MITIGEUR POUR LAVABO SUR PIED AVEC VIDAGE CLICK CLACK 1"1/4

**FIN.**  
 C  
 BI|NO  
 OO|RO|RA|NS|TU  
 OR|OS



**30500**

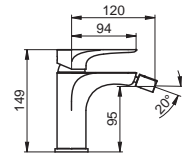


**MISCELATORE MONOCOMANDO PER BIDET SENZA SCARICO**

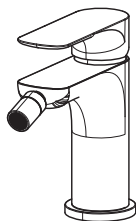
BIDET MIXER WITHOUT WASTE

MITIGEUR POUR BIDET SANS VIDAGE

**FIN.**  
 C  
 BI|NO  
 OO|RO|RA|NS|TU  
 OR|OS



**30502**

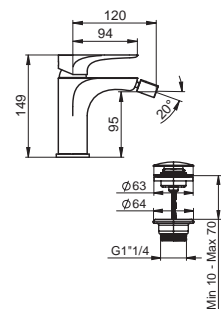


**MISCELATORE MONOCOMANDO PER BIDET CON SCARICO CLICK CLACK DA 1"1/4**

BIDET MIXER WITH 1"1/4 CLICK CLACK WASTE

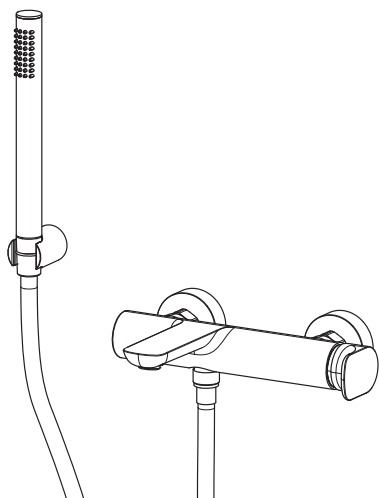
MITIGEUR POUR BIDET AVEC VIDAGE CLICK CLACK 1"1/4

**FIN.**  
 C  
 BI|NO  
 OO|RO|RA|NS|TU  
 OR|OS



■ **OGGETTO**

**30100**



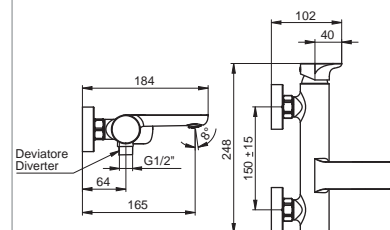
**MISCELATORE MONOCOMANDO PER VASCA ESTERNO CON FLESSIBILE E DOCCETTA**

EXTERNAL BATH MIXER WITH FLEXIBLE HOSE AND HAND SHOWER

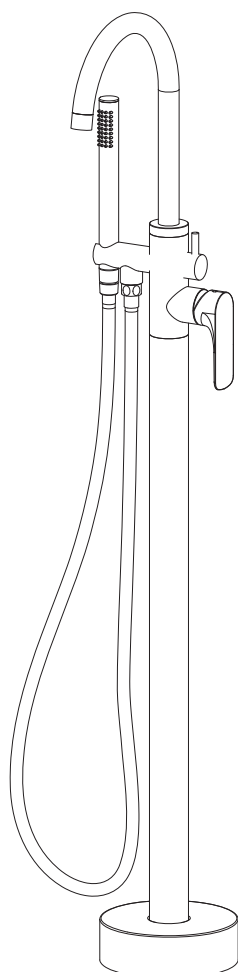
MITIGEUR BAIN DOUCHE EXTÉRIEUR AVEC FLEXIBLE ET DOUCHETTE

**FIN.**

C  
 BI|NO  
 OO|RO|RA|NS|TU  
 OR|OS



**141030**



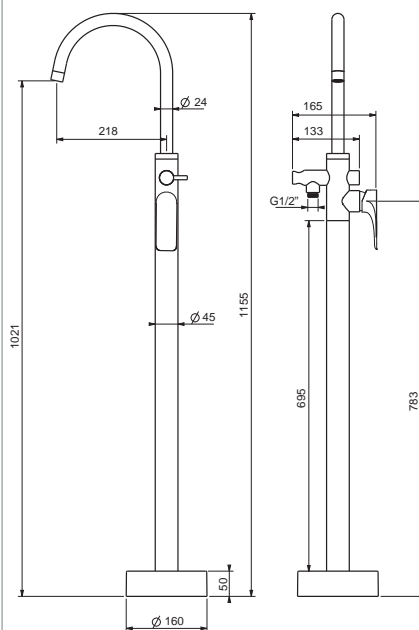
**MISCELATORE MONOCOMANDO PER VASCA A PAVIMENTO**

FLOOR MOUNTED BATH MIXER WITHOUT WASTE

MITIGEUR POUR BAIN SUR PIED

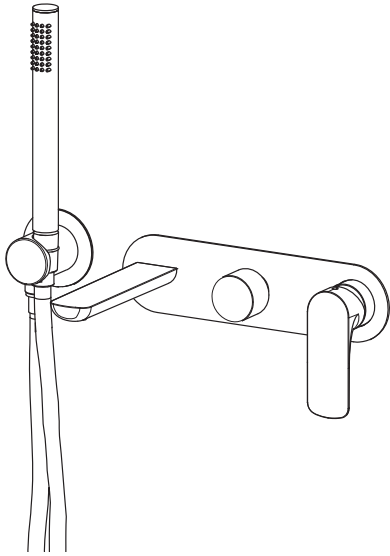
**FIN.**

C  
 BI|NO  
 OO|RO|RA|NS|TU  
 OR|OS



■ OGGETTO

**EST-30150**



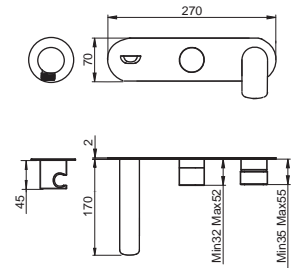
**SET ESTERNO PER MISCELATORE MONOCOMANDO  
PER VASCA INCASSO CON FLESSIBILE E DOCCETTA**

EXTERNAL SET FOR WALL BATH MIXER WITH  
FLEXIBLE HOSE AND HAND SHOWER

SET EXTERNE POUR MITIGEUR BAIN DOUCHE  
ENCASTRÉ

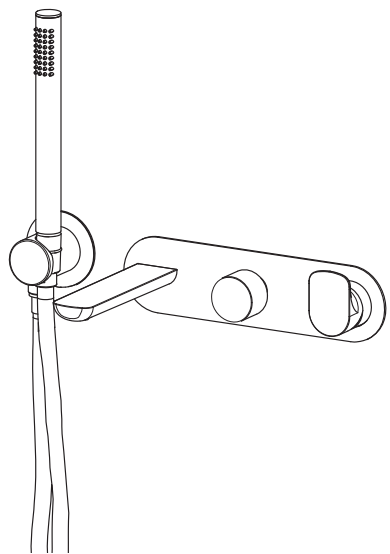
**FIN.**

C  
BI|NO  
OO|RO|RA|NS|TU  
OR|OS



PER/FOR/POUR  
**INC-150/155**

**EST-30150-180**



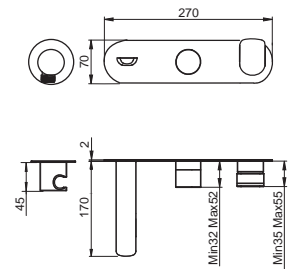
**SET ESTERNO PER MISCELATORE MONOCOMANDO  
PER VASCA INCASSO CON FLESSIBILE E DOCCETTA**

EXTERNAL SET FOR WALL BATH MIXER WITH  
FLEXIBLE HOSE AND HAND SHOWER

SET EXTERNE POUR MITIGEUR BAIN DOUCHE  
ENCASTRÉ

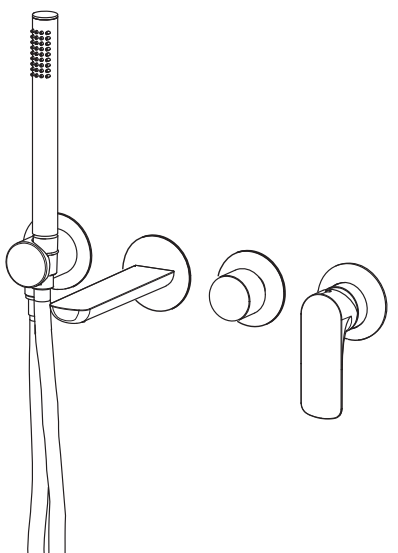
**FIN.**

C  
BI|NO  
OO|RO|RA|NS|TU  
OR|OS



PER/FOR/POUR  
**INC-150/155-180**

**EST-30155**



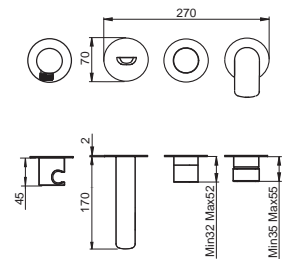
**SET ESTERNO PER MISCELATORE MONOCOMANDO  
PER VASCA INCASSO CON FLESSIBILE E DOCCETTA**

EXTERNAL SET FOR WALL BATH MIXER WITH  
FLEXIBLE HOSE AND HAND SHOWER

SET EXTERNE POUR MITIGEUR BAIN DOUCHE  
ENCASTRÉ

**FIN.**

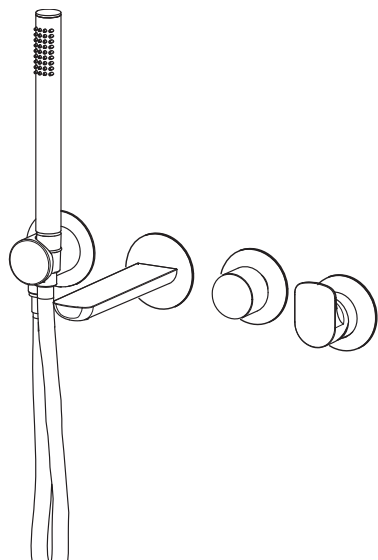
C  
BI|NO  
OO|RO|RA|NS|TU  
OR|OS



PER/FOR/POUR  
**INC-150/155**

■ **OGGETTO**

**EST-30155-180**



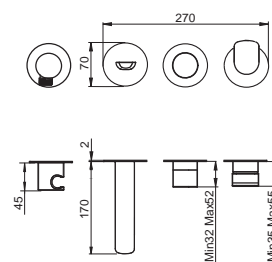
**SET ESTERNO PER MISCELATORE MONOCOMANDO  
 PER VASCA INCASSO CON FLESSIBILE E DOCCETTA**

EXTERNAL SET FOR WALL BATH MIXER WITH  
 FLEXIBLE HOSE AND HAND SHOWER

SET EXTERNE POUR MITIGEUR BAIN DOUCHE  
 ENCASTRÉ

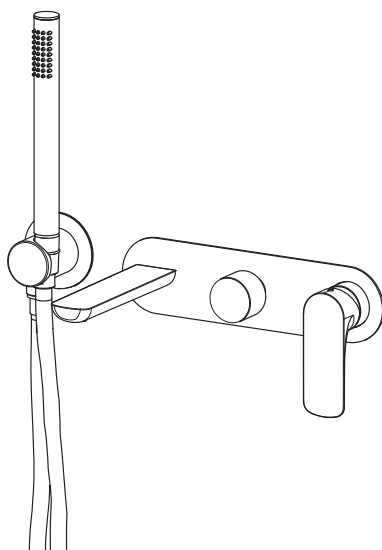
**FIN.**

C  
 BI|NO  
 OO|RO|RA|NS|TU  
 OR|OS



PER/FOR/POUR  
**INC-150/155-180**

**EST-30160**



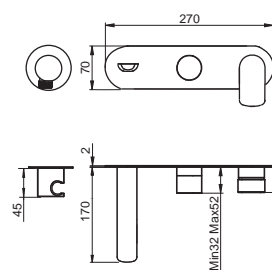
**SET ESTERNO PER MISCELATORE MONOCOMANDO  
 PER VASCA INCASSO 3 VIE CON FLESSIBILE E  
 DOCCETTA**

EXTERNAL SET FOR WALL 3 WAYS BATH MIXER WITH  
 FLEXIBLE HOSE AND HAND SHOWER

SET EXTERNE POUR MITIGEUR BAIN DOUCHE  
 ENCASTRÉ 3 SORTIES

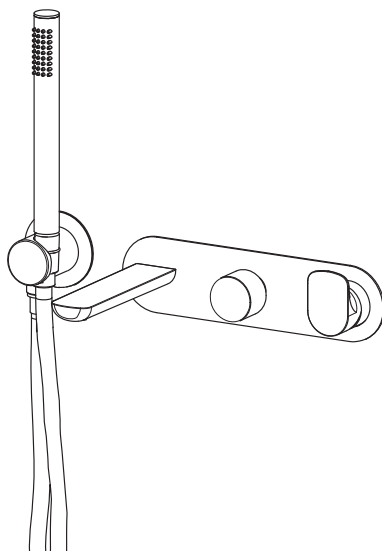
**FIN.**

C  
 BI|NO  
 OO|RO|RA|NS|TU  
 OR|OS



PER/FOR/POUR  
**INC-160/165**

**EST-30160-180**



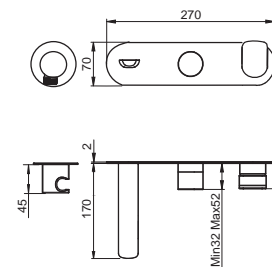
**SET ESTERNO PER MISCELATORE MONOCOMANDO  
 PER VASCA INCASSO 3 VIE CON FLESSIBILE E  
 DOCCETTA**

EXTERNAL SET FOR WALL 3 WAYS BATH MIXER WITH  
 FLEXIBLE HOSE AND HAND SHOWER

SET EXTERNE POUR MITIGEUR BAIN DOUCHE  
 ENCASTRÉ 3 SORTIES

**FIN.**

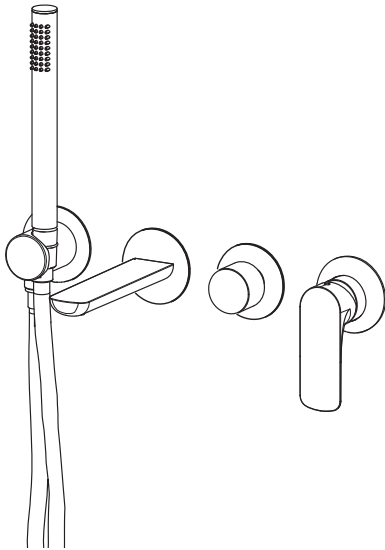
C  
 BI|NO  
 OO|RO|RA|NS|TU  
 OR|OS



PER/FOR/POUR  
**INC-160/165-180**

■ **OGGETTO**

**EST-30165**



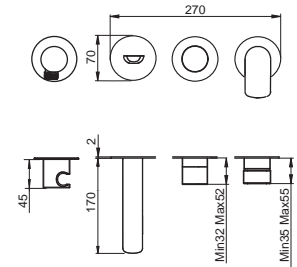
**SET ESTERNO PER MISCELATORE MONOCOMANDO PER VASCA INCASSO 3 VIE CON FLESSIBILE E DOCCETTA**

EXTERNAL SET FOR WALL 3 WAYS BATH MIXER WITH FLEXIBLE HOSE AND HAND SHOWER

SET EXTERNE POUR MITIGEUR BAIN DOUCHE ENCASTRÉ 3 SORTIES

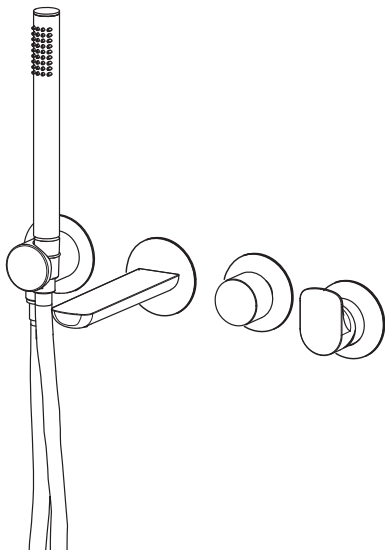
SET EXTERNE POUR **FIN.**

C  
 BI|NO  
 OO|RO|RA|NS|TU  
 OR|OS



PER/FOR/POUR  
**INC-160/165**

**EST-30165-180**



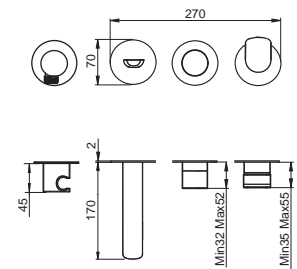
**SET ESTERNO PER MISCELATORE MONOCOMANDO PER VASCA INCASSO 3 VIE CON FLESSIBILE E DOCCETTA**

EXTERNAL SET FOR WALL 3 WAYS BATH MIXER WITH FLEXIBLE HOSE AND HAND SHOWER

SET EXTERNE POUR MITIGEUR BAIN DOUCHE ENCASTRÉ 3 SORTIES

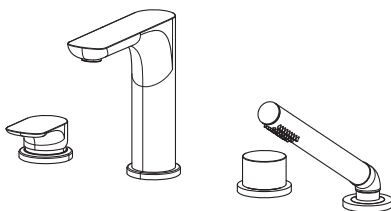
**FIN.**

C  
 BI|NO  
 OO|RO|RA|NS|TU  
 OR|OS



PER/FOR/POUR  
**INC-160/165-180**

**121430**



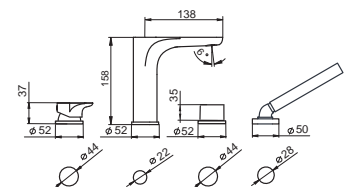
**MISCELATORE MONOCOMANDO PER BORDO VASCA**

DECK MOUNTED BATH MIXER

MITIGEUR POUR BAIN SUR GORGE

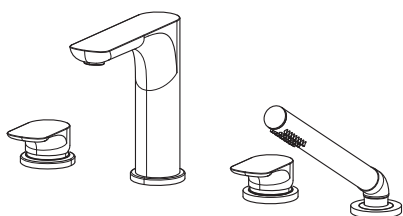
**FIN.**

C  
 BI|NO  
 OO|RO|RA|NS|TU  
 OR|OS



■ **OGGETTO**

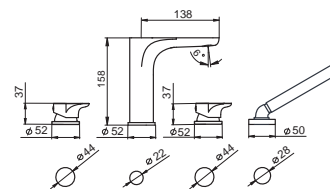
**122230**



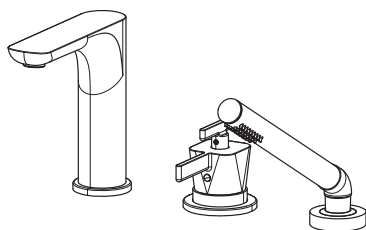
**MISCELATORE A DOPPIO COMANDO PER BORDO VASCA**

DECK MOUNTED 2 HANDLES BATH MIXER  
 MELANGEUR POUR BAIN SUR GORGE

**FIN.**  
 C  
 BI|NO  
 OO|RO|RA|NS|TU  
 OR|OS



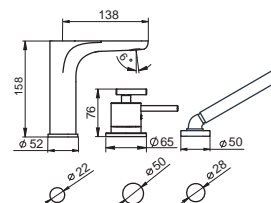
**122130**



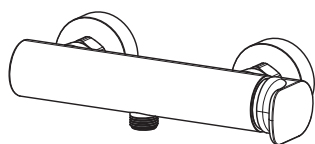
**MISCELATORE TERMOSTATICO COASSIALE BORDO VASCA 2 VIE**

DECK MOUNTED 2 WAYS COAXIAL THERMOSTATIC BATH MIXER  
 MITIGEUR THERMOSTATIQUE COAXIAL POUR BAIN SUR GORGE 2 SORTIES

**FIN.**  
 C  
 BI|NO  
 OO|RO|RA|NS|TU  
 OR|OS



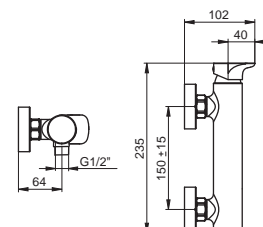

**30300**



**MISCELATORE MONOCOMANDO PER DOCCIA ESTERNO**

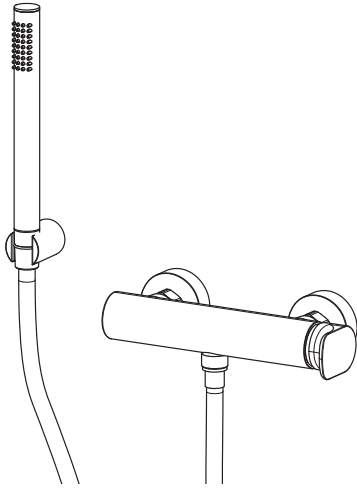
EXTERNAL SHOWER MIXER  
 MITIGEUR DOUCHE EXTERIEUR

**FIN.**  
 C  
 BI|NO  
 OO|RO|RA|NS|TU  
 OR|OS



## OGGETTO

30310



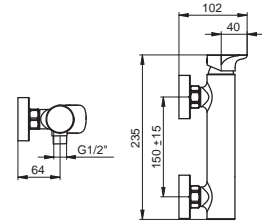
**MISCELATORE MONOCOMANDO PER DOCCIA ESTERNO CON FLESSIBILE E DOCCETTA**

EXTERNAL SHOWER MIXER WITH FLEXIBLE HOSE AND HAND SHOWER

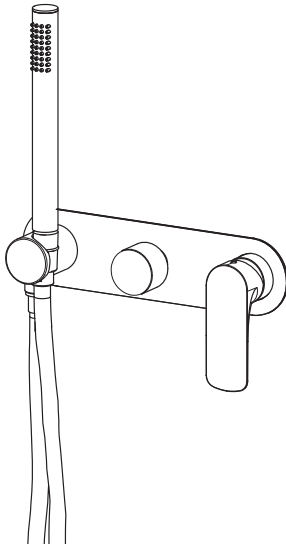
MITIGEUR DOUCHE EXTERIEUR AVEC FLEXIBLE ET DOUCHETTE

**FIN.**

C  
BI|NO  
OO|RO|RA|NS|TU  
OR|OS



EST-30220



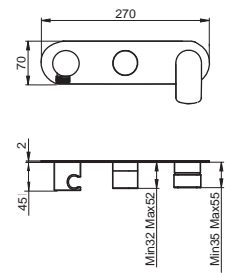
**SET ESTERNO PER MISCELATORE MONOCOMANDO PER DOCCIA INCASSO CON FLESSIBILE E DOCCETTA**

EXTERNAL SET FOR BUILT-IN SHOWER MIXER WITH FLEXIBLE HOSE AND HAND SHOWER

SET EXTERNE POUR MITIGEUR DOUCHE ENCASTRÉ AVEC FLEXIBLE ET DOUCHETTE

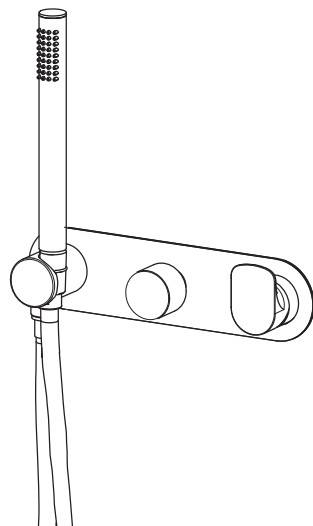
**FIN.**

C  
BI|NO  
OO|RO|RA|NS|TU  
OR|OS



PER/FOR/POUR  
INC-220/225

EST-30220-180



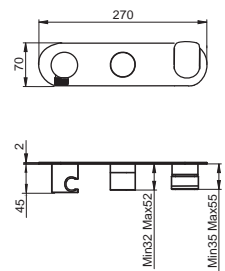
**SET ESTERNO PER MISCELATORE MONOCOMANDO PER DOCCIA INCASSO CON FLESSIBILE E DOCCETTA**

EXTERNAL SET FOR BUILT-IN SHOWER MIXER WITH FLEXIBLE HOSE AND HAND SHOWER

SET EXTERNE POUR MITIGEUR DOUCHE ENCASTRÉ AVEC FLEXIBLE ET DOUCHETTE

**FIN.**

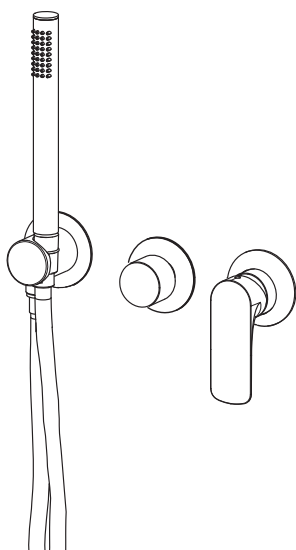
C  
BI|NO  
OO|RO|RA|NS|TU  
OR|OS



PER/FOR/POUR  
INC-220/225-180

■ **OGGETTO**

**EST-30225**

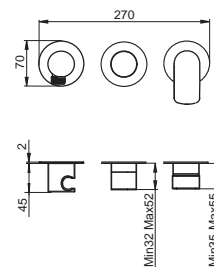


**SET ESTERNO PER MISCELATORE MONOCOMANDO  
 PER DOCCIA INCASSO 2 VIE CON FLESSIBILE E  
 DOCCETTA**

EXTERNAL SET FOR WALL 2 WAYS SHOWER MIXER  
 WITH FLEXIBLE HOSE AND HAND SHOWER

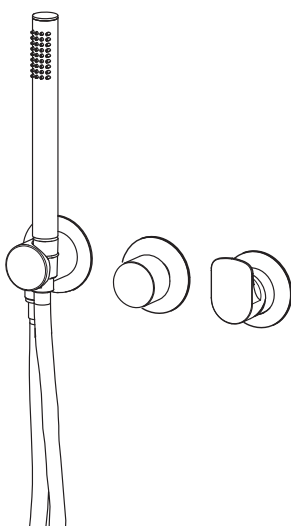
SET EXTERNE POUR MITIGEUR DOUCHE ENCASTRÉ  
 AVEC FLEXIBLE ET DOUCHETTE

**FIN.**  
 C  
 BI|NO  
 OO|RO|RA|NS|TU  
 OR|OS



PER/FOR/POUR  
**INC-220/225**

**EST-30225-180**

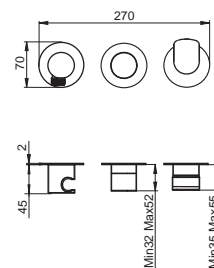


**SET ESTERNO PER MISCELATORE MONOCOMANDO  
 PER DOCCIA INCASSO 2 VIE CON FLESSIBILE E  
 DOCCETTA**

EXTERNAL SET FOR WALL 2 WAYS SHOWER MIXER  
 WITH FLEXIBLE HOSE AND HAND SHOWER

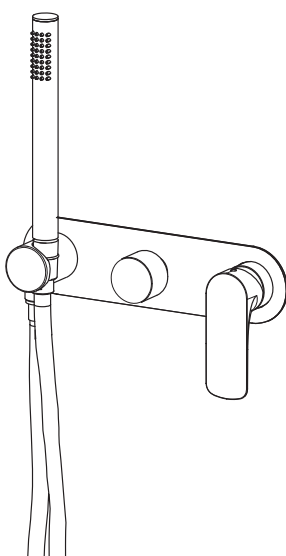
SET EXTERNE POUR MITIGEUR DOUCHE ENCASTRÉ  
 AVEC FLEXIBLE ET DOUCHETTE

**FIN.**  
 C  
 BI|NO  
 OO|RO|RA|NS|TU  
 OR|OS



PER/FOR/POUR  
**INC-220/225-180**

**EST-30240**

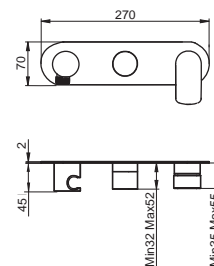


**SET ESTERNO PER MISCELATORE MONOCOMANDO  
 PER DOCCIA INCASSO 3 VIE CON FLESSIBILE E  
 DOCCETTA**

EXTERNAL SET FOR WALL 3 WAYS SHOWER MIXER  
 WITH FLEXIBLE HOSE AND HAND SHOWER

SET EXTERNE POUR MITIGEUR DOUCHE ENCASTRÉ  
 AVEC FLEXIBLE ET DOUCHETTE 3 SORTIES

**FIN.**  
 C  
 BI|NO  
 OO|RO|RA|NS|TU  
 OR|OS

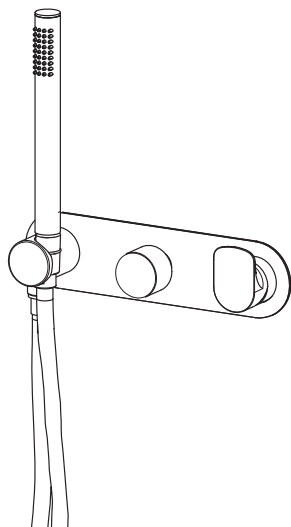


PER/FOR/POUR  
**INC-240/245**



■ **OGGETTO**

**EST-30240-180**

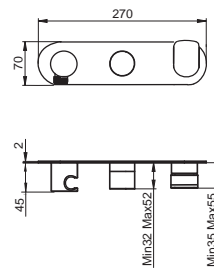


**SET ESTERNO PER MISCELATORE MONOCOMANDO  
 PER DOCCIA INCASSO 3 VIE CON FLESSIBILE E  
 DOCCETTA**

EXTERNAL SET FOR WALL 3 WAYS SHOWER MIXER  
 WITH FLEXIBLE HOSE AND HAND SHOWER

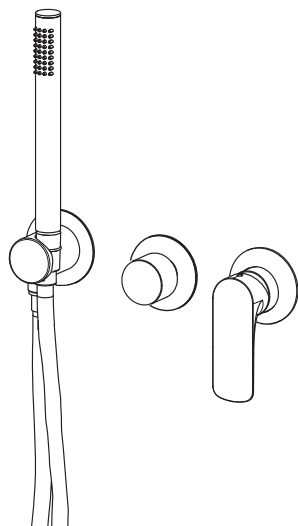
SET EXTERNE POUR MITIGEUR DOUCHE ENCASTRÉ  
 AVEC FLEXIBLE ET DOUCHETTE 3 SORTIES

**FIN.**  
 C  
 BI|NO  
 OO|RO|RA|NS|TU  
 OR|OS



PER/FOR/POUR  
**INC-240/245-180**

**EST-30245**

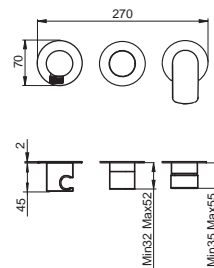


**SET ESTERNO PER MISCELATORE MONOCOMANDO  
 PER DOCCIA INCASSO 3 VIE CON FLESSIBILE E  
 DOCCETTA**

EXTERNAL SET FOR WALL 3 WAYS SHOWER MIXER  
 WITH FLEXIBLE HOSE AND HAND SHOWER

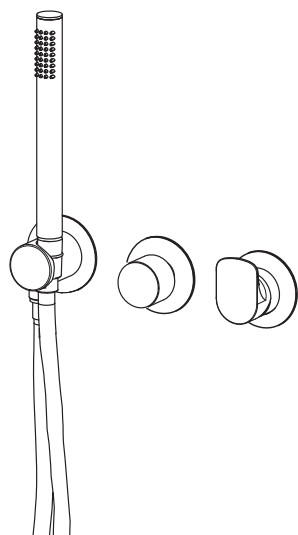
SET EXTERNE POUR MITIGEUR DOUCHE ENCASTRÉ  
 AVEC FLEXIBLE ET DOUCHETTE 3 SORTIES

**FIN.**  
 C  
 BI|NO  
 OO|RO|RA|NS|TU  
 OR|OS



PER/FOR/POUR  
**INC-240/245**

**EST-30245-180**

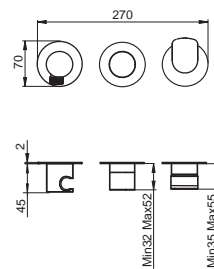


**SET ESTERNO PER MISCELATORE MONOCOMANDO  
 PER DOCCIA INCASSO 3 VIE CON FLESSIBILE E  
 DOCCETTA**

EXTERNAL SET FOR WALL 3 WAYS SHOWER MIXER WITH  
 FLEXIBLE HOSE AND HAND SHOWER

SET EXTERNE POUR MITIGEUR DOUCHE ENCASTRÉ  
 AVEC FLEXIBLE ET DOUCHETTE 3 SORTIES

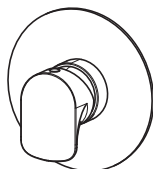
**FIN.**  
 C  
 BI|NO  
 OO|RO|RA|NS|TU  
 OR|OS



PER/FOR/POUR  
**INC-240/245-180**

■ **OGGETTO**

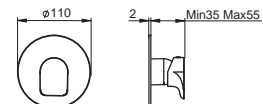
**EST-30250**



**SET ESTERNO PER MISCELATORE MONOCOMANDO  
 PER DOCCIA INCASSO 1 VIA**

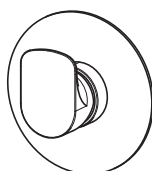
EXTERNAL SET FOR 1 WAY BUILT-IN SHOWER MIXER  
 SET EXTERNE POUR MITIGEUR DOUCHE ENCASTRÉ  
 1 SORTIE

**FIN.**  
 C  
 BI|NO  
 OO|RO|RA|NS|TU  
 OR|OS



PER/FOR/POUR  
**INC-250-BOX**

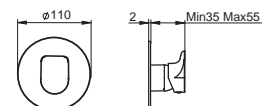
**EST-30250-180**



**SET ESTERNO PER MISCELATORE MONOCOMANDO  
 PER DOCCIA INCASSO 1 VIA**

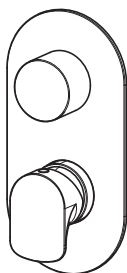
EXTERNAL SET FOR 1 WAY BUILT-IN SHOWER MIXER  
 SET EXTERNE POUR MITIGEUR DOUCHE ENCASTRÉ  
 1 SORTIE

**FIN.**  
 C  
 BI|NO  
 OO|RO|RA|NS|TU  
 OR|OS



PER/FOR/POUR  
**INC-250-BOX-180**

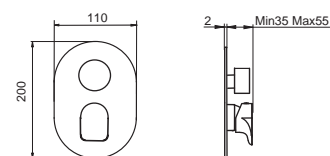
**EST-30200**



**SET ESTERNO PER MISCELATORE MONOCOMANDO  
 PER DOCCIA INCASSO 2 VIE**

EXTERNAL SET FOR 2 WAYS BUILT-IN SHOWER MIXER  
 SET EXTERNE POUR MITIGEUR DOUCHE ENCASTRÉ  
 2 SORTIES

**FIN.**  
 C  
 BI|NO  
 OO|RO|RA|NS|TU  
 OR|OS



PER/FOR/POUR  
**INC-200-BOX**

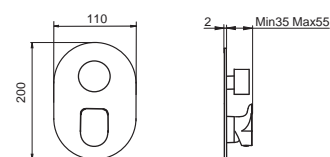
**EST-30200-180**



**SET ESTERNO PER MISCELATORE MONOCOMANDO  
 PER DOCCIA INCASSO 2 VIE**

EXTERNAL SET FOR 2 WAYS BUILT-IN SHOWER MIXER  
 SET EXTERNE POUR MITIGEUR DOUCHE ENCASTRÉ  
 2 SORTIES

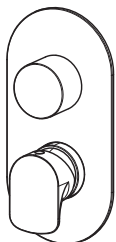
**FIN.**  
 C  
 BI|NO  
 OO|RO|RA|NS|TU  
 OR|OS



PER/FOR/POUR  
**INC-200-BOX-180**

## ■ OGGETTO

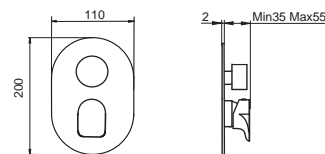
### EST-30230



**SET ESTERNO PER MISCELATORE MONOCOMANDO  
PER DOCCIA INCASSO 3 VIE**


EXTERNAL SET FOR 3 WAYS BUILT-IN SHOWER MIXER  
SET EXTERNE POUR MITIGEUR DOUCHE ENCASTRÉ  
3 SORTIES

**FIN.**  
C  
BI|NO  
OO|RO|RA|NS|TU  
OR|OS



PER/FOR/POUR  
**INC-230-BOX**

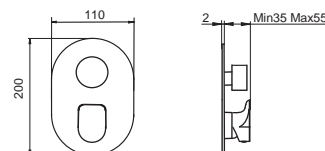
### EST-30230-180



**SET ESTERNO PER MISCELATORE MONOCOMANDO  
PER DOCCIA INCASSO 3 VIE**

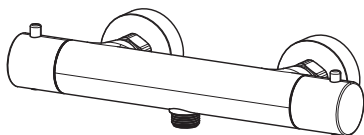
EXTERNAL SET FOR 3 WAYS BUILT-IN SHOWER MIXER  
SET EXTERNE POUR MITIGEUR DOUCHE ENCASTRÉ  
3 SORTIES

**FIN.**  
C  
BI|NO  
OO|RO|RA|NS|TU  
OR|OS



PER/FOR/POUR  
**INC-230-BOX-180**

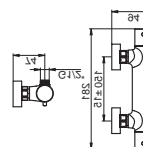
### 163040



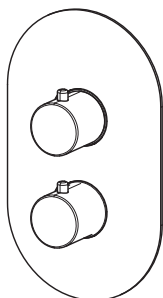
**MISCELATORE TERMOSTATICO PER DOCCIA ESTERNO**

EXTERNAL THERMOSTATIC SHOWER MIXER  
MITIGEUR THERMOSTATIQUE EXTERIEUR POUR  
DOUCHE

**FIN.**  
C  
BI|NO  
OO|RO|RA|NS|TU  
OR|OS



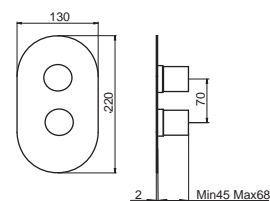
### EST-30258



**SET ESTERNO PER MISCELATORE TERMOSTATICO PER  
DOCCIA INCASSO 1 VIA**

EXTERNAL SET FOR 1 WAY BUILT-IN THERMOSTATIC  
SHOWER MIXER  
SET EXTERNE POUR MITIGEUR THERMOSTATIQUE  
DOUCHE ENCASTRÉ 1 SORTIE

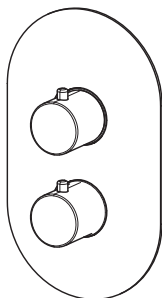
**FIN.**  
C  
BI|NO  
OO|RO|RA|NS|TU  
OR|OS



PER/FOR/POUR  
**INC-258-BOX**

■ **OGGETTO**

**EST-30208**

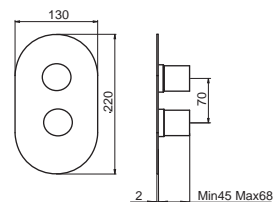


**SET ESTERNO PER MISCELATORE TERMOSTATICO PER DOCCIA INCASSO 2 VIE**

EXTERNAL SET FOR 2 WAYS BUILT-IN THERMOSTATIC SHOWER MIXER

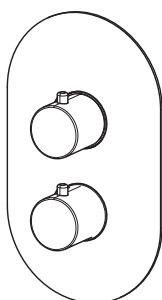
SET EXTERNE POUR MITIGEUR THERMOSTATIQUE DOUCHE ENCASTRÉ 2 SORTIES

**FIN.**  
 C  
 BI|NO  
 OO|RO|RA|NS|TU  
 OR|OS



PER/FOR/POUR  
**INC-208-BOX**

**EST-30238**

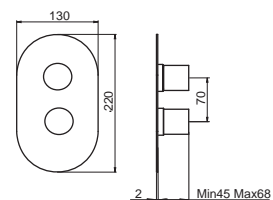


**SET ESTERNO PER MISCELATORE TERMOSTATICO PER DOCCIA INCASSO 3 VIE**

EXTERNAL SET FOR 3 WAYS BUILT-IN THERMOSTATIC SHOWER MIXER

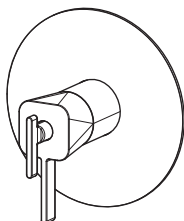
SET EXTERNE POUR MITIGEUR THERMOSTATIQUE DOUCHE ENCASTRÉ 3 SORTIES

**FIN.**  
 C  
 BI|NO  
 OO|RO|RA|NS|TU  
 OR|OS



PER/FOR/POUR  
**INC-238-BOX**

**083031**

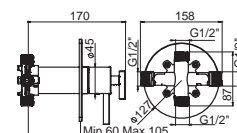


**MISCELATORE TERMOSTATICO COASSIALE 1 VIA DA INCASSO**

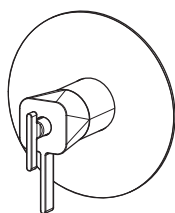
1 WAY CONCEALED COAXIAL THERMOSTATIC MIXER

MITIGEUR THERMOSTATIQUE COAXIAL ENCASTRÉ 1 SORTIE

**FIN.**  
 C  
 BI|NO  
 OO|RO|RA|NS|TU  
 OR|OS



**083041**

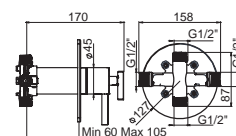


**MISCELATORE TERMOSTATICO COASSIALE 2 VIE DA INCASSO**

2 WAYS CONCEALED COAXIAL THERMOSTATIC MIXER

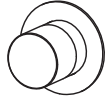
MITIGEUR THERMOSTATIQUE COAXIAL ENCASTRÉ 2 SORTIE

**FIN.**  
 C  
 BI|NO  
 OO|RO|RA|NS|TU  
 OR|OS



## OGGETTO

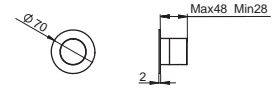
### EST-30340



#### SET ESTERNO PER RUBINETTO D'ARRESTO DA INCASSO

EXTERNAL SET FOR CONCEALED STOPCOCK  
SET EXTERNE POUR ROBINET D'ARRET ENCASTRÉ

FIN.  
C  
BI|NO  
OO|RO|RA|NS|TU  
OR|OS



PER/FOR/POUR  
INC-340

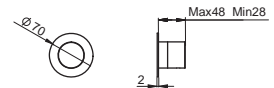
### EST-30345



#### SET ESTERNO PER DEVIATORE DA INCASSO 2 VIE

EXTERNAL SET FOR CONCEALED 2 WAYS DIVERTER  
SET EXTERNE POUR INVERSEUR ENCASTRÉ 2 VOIES

FIN.  
C  
BI|NO  
OO|RO|RA|NS|TU  
OR|OS



PER/FOR/POUR  
INC-345

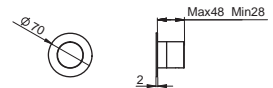
### EST-30346



#### SET ESTERNO PER DEVIATORE DA INCASSO 3 VIE

EXTERNAL SET FOR CONCEALED 3 WAYS DIVERTER  
SET EXTERNE POUR INVERSEUR ENCASTRÉ 3 VOIES

FIN.  
C  
BI|NO  
OO|RO|RA|NS|TU  
OR|OS



PER/FOR/POUR  
INC-346

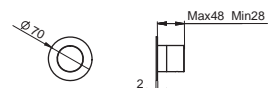
### EST-30347



#### SET ESTERNO PER DEVIATORE DA INCASSO 4 VIE

EXTERNAL SET FOR CONCEALED 4 WAYS DIVERTER  
SET EXTERNE POUR INVERSEUR ENCASTRÉ 4 VOIES

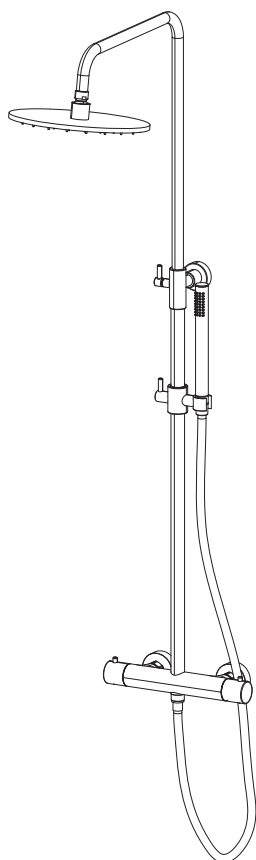
FIN.  
C  
BI|NO  
OO|RO|RA|NS|TU  
OR|OS



PER/FOR/POUR  
INC-347

■ **OGGETTO**

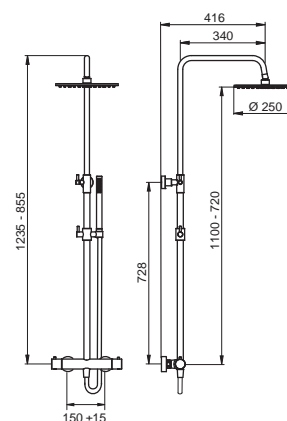
**243020**



**COLONNA DOCCIA TELESCOPICA TONDA CON MISCELATORE TERMOSTATICO, DEVIATORE A 2 VIE, ACCESSORI E SOFFIONE IN OTTONE**

TELESCOPIC ROUND SHOWER COLUMN WITH THERMOSTATIC MIXER, 2 WAYS DIVERTER, BRASS ACCESSORIE AND SHOWER HEAD

COLONNE DE DOUCHE TÉLESCOPIQUE RONDE AVEC MITIGEUR THERMOSTATIQUE, INVERSEUR 2 SORTIES, ACCESSOIRES ET POMME DE DOUCHE EN LAITON

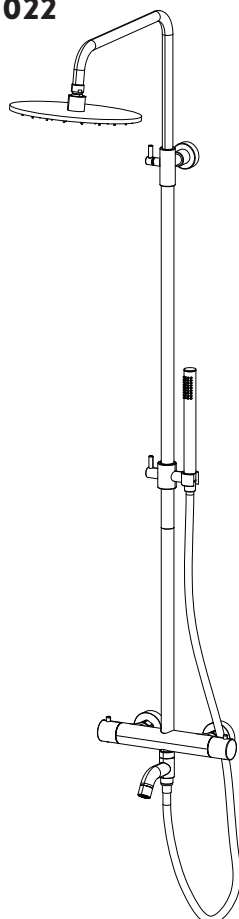


**FIN.**

C  
 BI|NO  
 OO|RO|RA|NS|TU  
 OR|OS



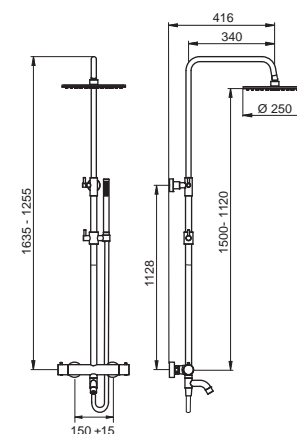
**243022**



**COLONNA DOCCIA TELESCOPICA TONDA CON MISCELATORE TERMOSTATICO, DEVIATORE A 2 VIE, ACCESSORI E SOFFIONE IN OTTONE, BOCCA DEVIATRICE PER VASCA**

TELESCOPIC ROUND SHOWER COLUMN WITH THERMOSTATIC MIXER, 2 WAYS DIVERTER, BRASS ACCESSORIE AND SHOWER HEAD, DIVERTED BATH SPOUT

COLONNE DE DOUCHE TÉLESCOPIQUE RONDE AVEC MITIGEUR THERMOSTATIQUE, INVERSEUR 2 SORTIES, DOUCHETTE ET POMME DE DOUCHE EN LAITON, BEC INVERSEUR POUR BAIGNOIRE



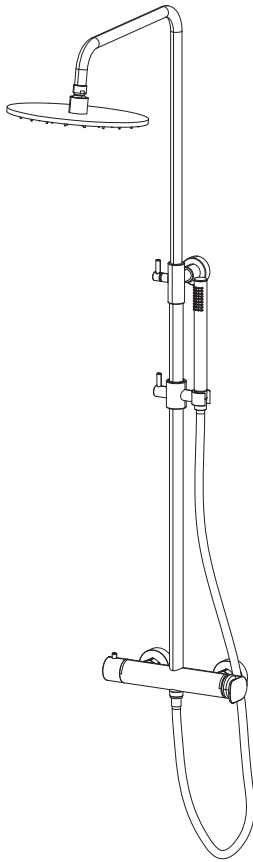
**FIN.**

C  
 BI|NO  
 OO|RO|RA|NS|TU  
 OR|OS



■ **OGGETTO**

**243010**



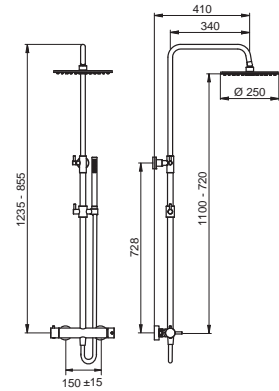
**COLONNA DOCCIA TELESCOPICA TONDA CON MISCELATORE, DEVIATORE A 2 VIE, ACCESSORI E SOFFIONE IN OTTONE.**

TELESCOPIC ROUND SHOWER COLUMN WITH MIXER, 2 WAYS DIVERTER, BRASS ACCESSORIES AND SHOWER HEAD

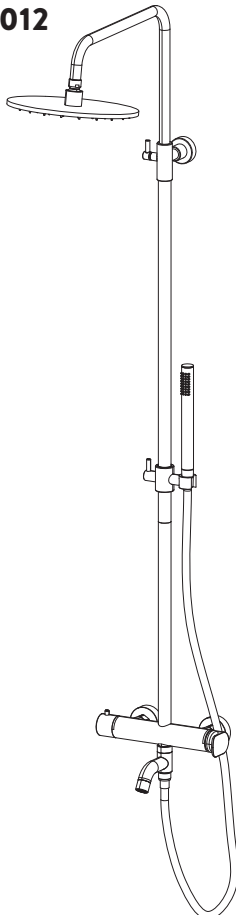
COLONNE DE DOUCHE TÉLESCOPIQUE RONDE AVEC MITIGEUR, INVERSEUR 2 SORTIES, ACCESSOIRES ET POMME DE DOUCHE EN LAITON

**FIN.**

C  
 BI|NO  
 OO|RO|RA|NS|TU  
 OR|OS



**243012**



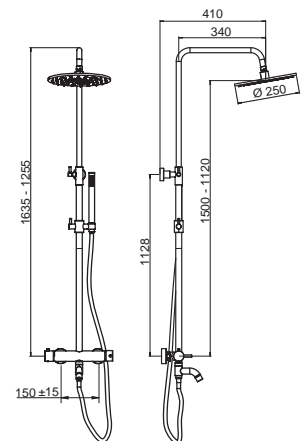
**COLONNA DOCCIA TELESCOPICA TONDA CON MISCELATORE, DEVIATORE A 2 VIE, ACCESSORI E SOFFIONE IN OTTONE, BOCCA DEVIATRICE PER VASCA**

TELESCOPIC ROUND SHOWER COLUMN WITH MIXER, 2 WAYS DIVERTER, BRASS ACCESSORIES AND SHOWER HEAD, DIVERTED BATH SPOUT

COLONNE DE DOUCHE TÉLESCOPIQUE RONDE AVEC MITIGEUR, INVERSEUR 2 SORTIES, ACCESSOIRES ET POMME DE DOUCHE EN LAITON, BEC INVERSEUR POUR BAIGNOIRE

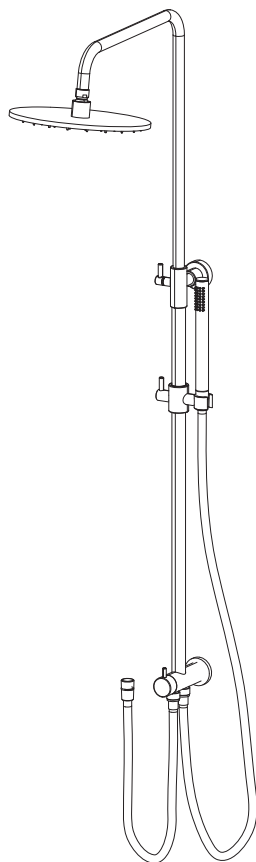
**FIN.**

C  
 BI|NO  
 OO|RO|RA|NS|TU  
 OR|OS



■ **OGGETTO**

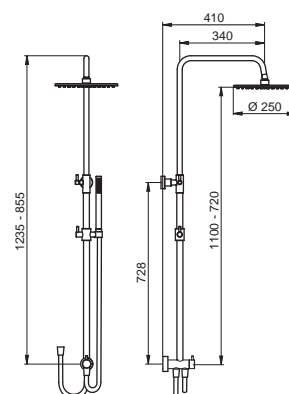
**243000**



**COLONNA DOCCIA TELESCOPICA TONDA SENZA MISCELATORE, CON DEVIATORE A 2 VIE, ACCESSORI E SOFFIONE IN OTTONE**

TELESCOPIC ROUND SHOWER COLUMN WITHOUT MIXER, WITH 2 WAYS DIVERTER, BRASS ACCESSORIES AND SHOWER HEAD

COLONNE DE DOUCHE TÉLESCOPIQUE RONDE SANS MITIGEUR, AVEC INVERSEUR 2 SORTIES, ACCESSOIRES ET POMME DE DOUCHE EN LAITON

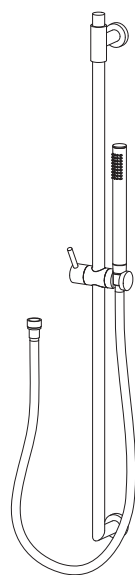


**FIN.**

C  
 BI|NO  
 OO|RO|RA|NS|TU  
 OR|OS



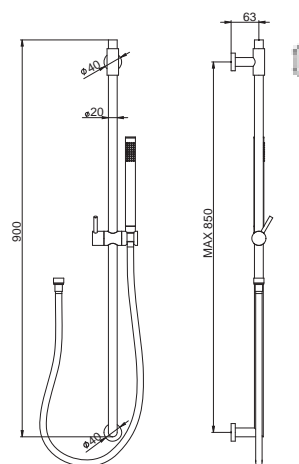
**S200**



**SALISCENDI MINIMALE TONDO IN OTTONE CON ACCESSORI**

MINIMAL ROUND BRASS SHOWER SLIDING BAR WITH ACCESSORIES

BARRE DE DOUCHE MINIMAL RONDE EN LAITON AVEC ACCESSORIES



**FIN.**


C  
 BI|NO  
 OO|RO|RA|NS|TU  
 OR|OS







Finiture - Finishes - Finitions



COLLEZIONE PROGETTO DESIGN

## QUADRO

---

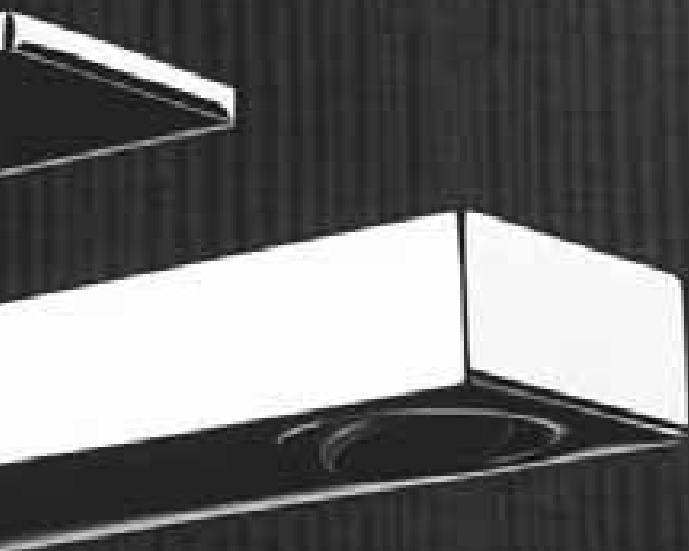
Non è facile sognare come un bambino, libero da ogni vincolo, trasformare i sogni in oggetti complessi e funzionali, c'è chi riesce a farlo e si chiama designer.

It is not easy to dream like a child, free from all constraint, to transform dreams into complex and functional objects, there are those who can do it and they are called designers.

Il n'est pas facile de rêver comme un enfant, sans toutes les contraintes, de transformer les rêves en objets complexes et fonctionnels, il y a ceux qui peuvent le faire et s'appellent designer.

*Marzia & Leonardo Dainelli*













































■ **QUADRO**

42410  
 42411  
 42412



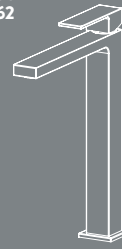
42410A  
 42411A



42430  
 42432



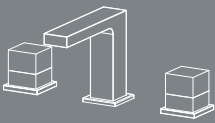
42460  
 42462



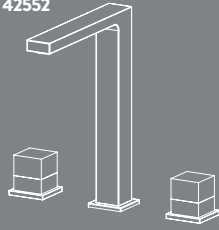
42460A  
 42462A



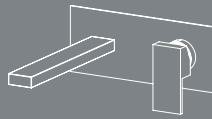
42470  
 42472



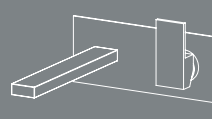
42550  
 42552



EST-42350  
 EST-42352



EST-42350-180  
 EST-42352-180



EST-42360  
 EST-42362



EST-42360-180  
 EST-42362-180



EST-42380  
 EST-42382



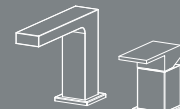
EST-42380-DX  
 EST-42382-DX



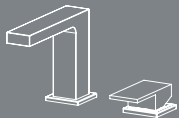
EST-42380-SX  
 EST-42382-SX



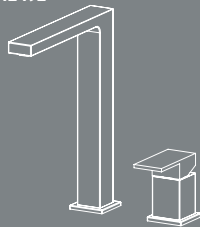
42480  
 42482



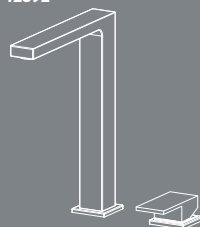
42580  
 42582



42490  
 42492



42590  
 42592



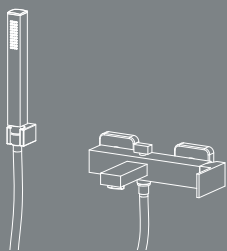
42330-180  
 42332-180



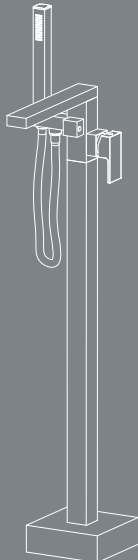
42510  
 42511  
 42512



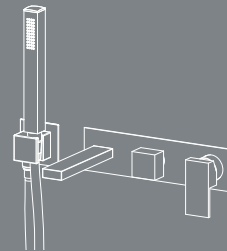
42100



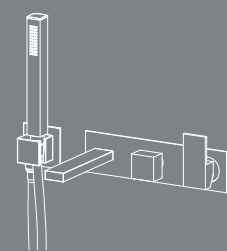
141042



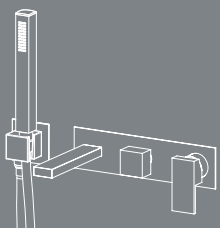
EST-42150  
 EST-42160



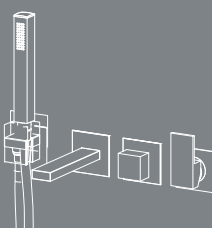
EST-42150-180  
 EST-42160-180



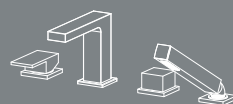
EST-42155  
 EST-42165



EST-42155-180  
 EST-42165-180



121442

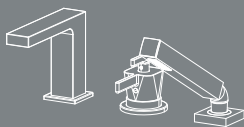


122242

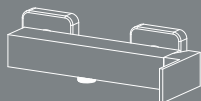


■ **QUADRO**

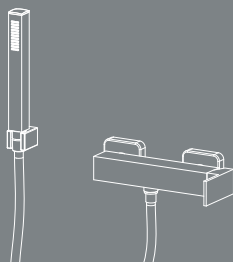
122142



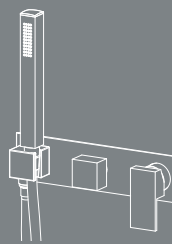
42300



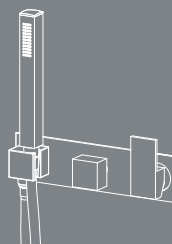
42310



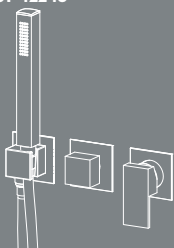
EST-42220  
 EST-42240



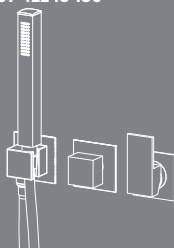
EST-42220-180  
 EST-42240-180



EST-42225  
 EST-42245



EST-42225-180  
 EST-42245-180



EST-42250



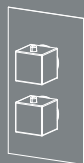
EST-42200  
 EST-42230



164250



EST-42258  
 EST-42208  
 EST-42238



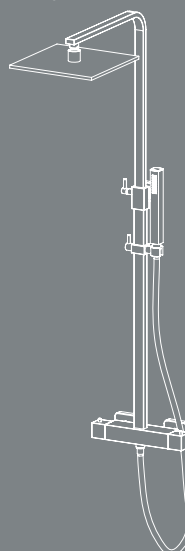
084231  
 084241



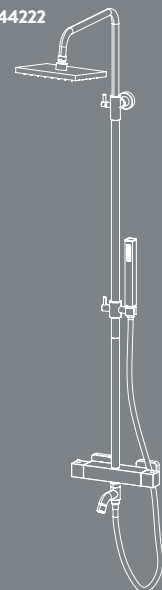
EST-42340  
 EST-42345  
 EST-42346  
 EST-42347



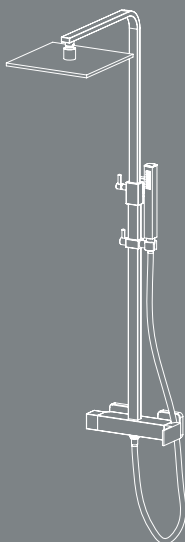
244220



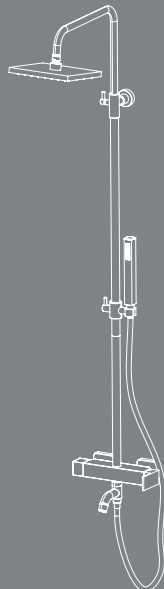
244222



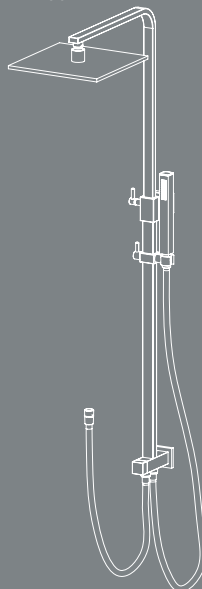
244210



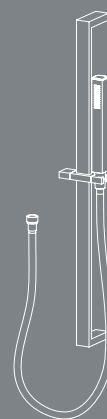
244212



244200

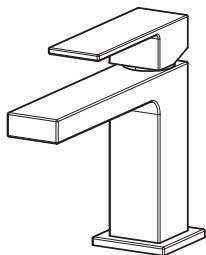


S203



## ■ QUADRO

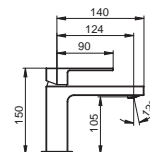
**42410**



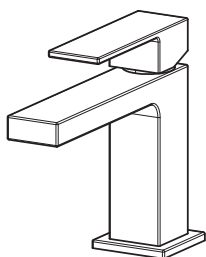
**MISCELATORE MONOCOMANDO PER LAVABO SENZA SCARICO**

WASH-BASIN MIXER WITHOUT WASTE  
 MITIGEUR POUR LAVABO SANS VIDAGE

**FIN.**  
 C  
 NO|BI  
 RO|GO|NS|TU  
 OR|OS|NE



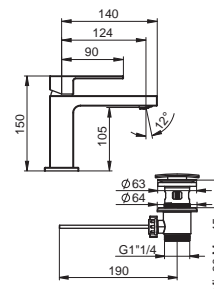
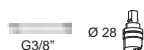
**42411**



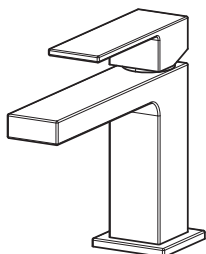
**MISCELATORE MONOCOMANDO PER LAVABO CON SCARICO AUTOMATICO DA 1"1/4**

WASH-BASIN MIXER WITH 1"1/4 POP-UP WASTE  
 MITIGEUR POUR LAVABO AVEC VIDAGE 1"1/4 À TIRETTE

**FIN.**  
 C  
 NO|BI  
 RO|GO|NS|TU  
 OR|OS|NE



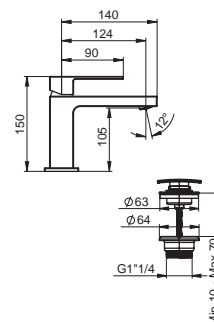
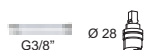
**42412**



**MISCELATORE MONOCOMANDO PER LAVABO CON SCARICO CLICK CLACK DA 1"1/4**

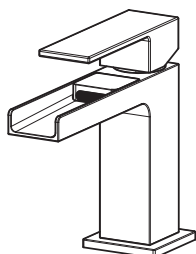
WASH-BASIN MIXER WITH 1"1/4 CLICK CLACK WASTE  
 MITIGEUR POUR LAVABO AVEC VIDAGE CLICK CLACK 1"1/4

**FIN.**  
 C  
 NO|BI  
 RO|GO|NS|TU  
 OR|OS|NE



## ■ QUADRO

### 42410A

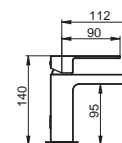


**MISCELATORE MONOCOMANDO PER LAVABO CON BOCCA A CASCATA SENZA SCARICO**

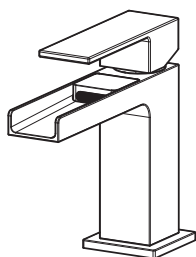
WASH-BASIN MIXER WITH CASCADE SPOUT WITHOUT WASTE

MITIGEUR POUR LAVABO BEC CASCADE SANS VIDAGE

**FIN.**  
 C  
 NE



### 42411A

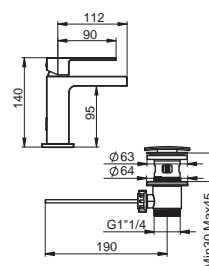


**MISCELATORE MONOCOMANDO PER LAVABO CON BOCCA A CASCATA CON SCARICO AUTOMATICO DA 1"1/4**

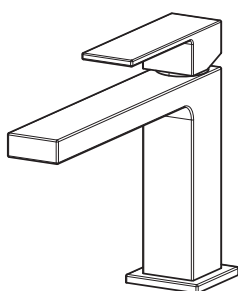
WASH-BASIN MIXER WITH WITH CASCADE SPOUT 1"1/4 POP-UP WASTE

MITIGEUR POUR LAVABO BEC CASCADE AVEC VIDAGE 1"1/4 À TIRETTE

**FIN.**  
 C  
 NE



### 42430

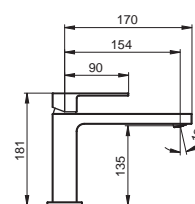


**MISCELATORE MONOCOMANDO PER LAVABO MEDIUM SENZA SCARICO**

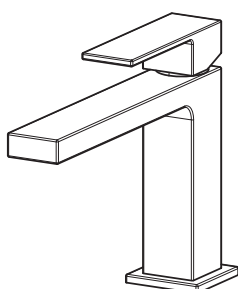
WASH-BASIN MIXER MEDIUM WITHOUT WASTE

MITIGEUR POUR LAVABO MEDIUM SANS VIDAGE

**FIN.**  
 C  
 NO|BI  
 RO|GO|NS|TU  
 OR|OS|NE



### 42432

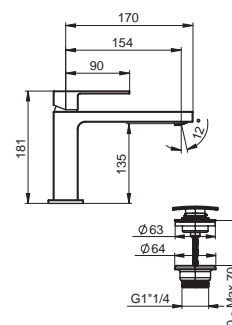


**MISCELATORE MONOCOMANDO PER LAVABO MEDIUM CON SCARICO CLICK CLACK DA 1"1/4**

WASH-BASIN MIXER MEDIUM WITH 1"1/4 CLICK CLACK WASTE

MITIGEUR POUR LAVABO MEDIUM AVEC VIDEUR A CLACK CLACK 1"1/4

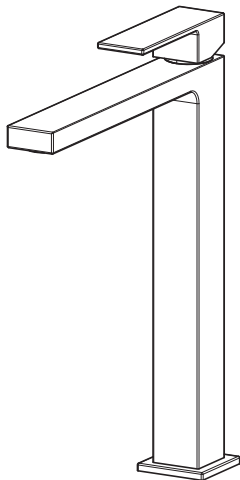
NO|BI  
 RO|GO|NS|TU  
 OR|OS|NE





■ **QUADRO**

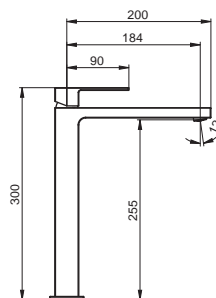
**42460**



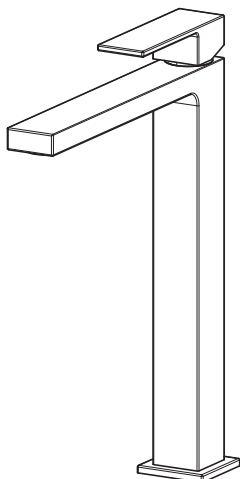
**MISCELATORE MONOCOMANDO PER LAVABO ALTO  
 SENZA SCARICO**

WASH-BASIN MIXER TALL WITHOUT WASTE  
 MITIGEUR POUR LAVABO HAUTE SANS VIDAGE

**FIN.**  
 C  
 NO|BI  
 RO|GO|NS|TU  
 OR|OS|NE



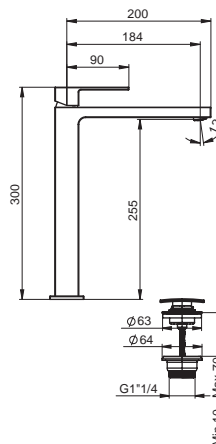
**42462**



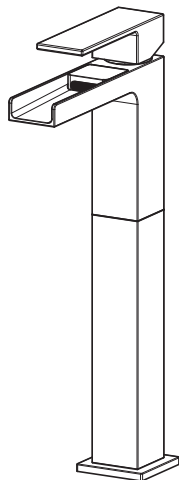
**MISCELATORE MONOCOMANDO PER LAVABO ALTO  
 CON SCARICO CLICK CLACK DA 1"1/4**

WASH-BASIN MIXER TALL WITH 1"1/4 CLICK CLACK  
 WASTE  
 MITIGEUR POUR LAVABO HAUTE AVEC VIDAGE  
 CLICK CLACK 1"1/4

**FIN.**  
 C  
 NO|BI  
 RO|GO|NS|TU  
 OR|OS|NE



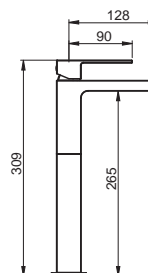
**42460A**



**MISCELATORE MONOCOMANDO PER LAVABO ALTO  
 CON BOCCA A CASCATA SENZA SCARICO**

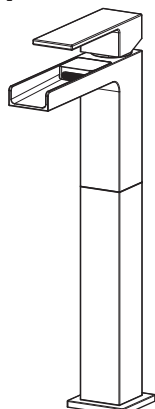
WASH-BASIN MIXER TALL WITH CASCADE SPOUT  
 WITHOUT WASTE  
 MITIGEUR POUR LAVABO HAUTE BEC CASCADE  
 SANS VIDAGE

**FIN.**  
 C  
 NE



## ■ QUADRO

42462A

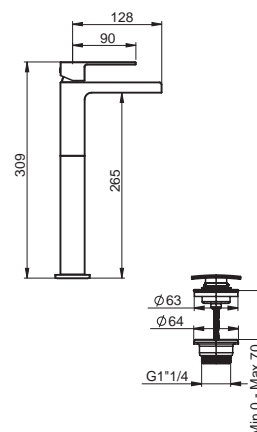


**MISCELATORE MONOCOMANDO PER LAVABO ALTO CON BOCCA A CASCATA E SCARICO CLICK CLACK DA 1"1/4**

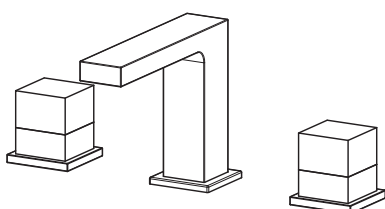
WASH-BASIN MIXER TALL WITH CASCADE SPOUT AND 1"1/4 CLICK CLACK WASTE

MITIGEUR POUR LAVABO HAUTE BEC CASCADE ET VIDAGE CLICK CLACK 1"1/4

FIN.  
C  
NE



42470

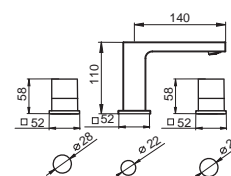


**MISCELATORE A DOPPIO COMANDO PER LAVABO SENZA SCARICO**

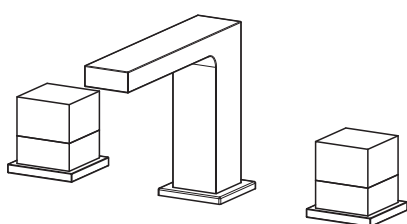
WASH-BASIN 2 HANDLES MIXER WITHOUT WASTE

MELANGEUR POUR LAVABO SANS VIDAGE

FIN.  
C  
NO|BI  
RO|GO|NS|TU  
OR|OS|NE



42472

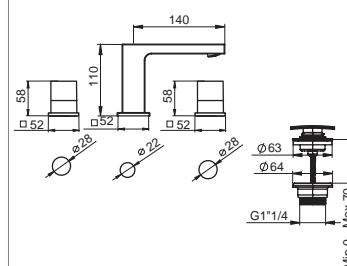


**MISCELATORE A DOPPIO COMANDO PER LAVABO CON SCARICO CLICK CLACK DA 1"1/4**

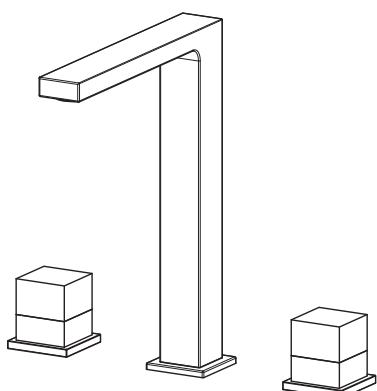
WASH-BASIN 2 HANDLES MIXER WITH 1"1/4 CLICK CLACK WASTE

MELANGEUR POUR LAVABO AVEC VIDAGE CLICK CLACK 1"1/4

FIN.  
C  
NO|BI  
RO|GO|NS|TU  
OR|OS|NE



42550

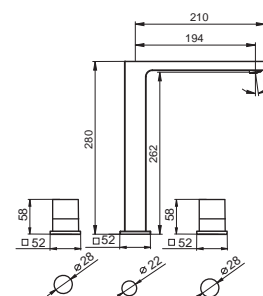


**MISCELATORE A DOPPIO COMANDO PER LAVABO SENZA SCARICO**

WASH-BASIN 2 HANDLES MIXER WITHOUT WASTE

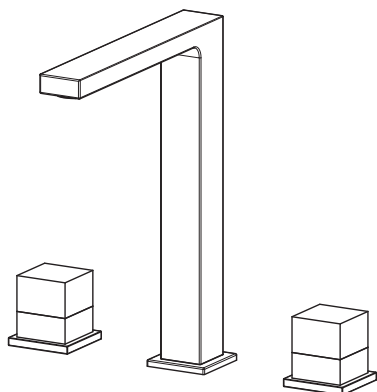
MELANGEUR POUR LAVABO SANS VIDAGE

FIN.  
C  
NO|BI  
RO|GO|NS|TU  
OR|OS|NE



## ■ QUADRO

42552

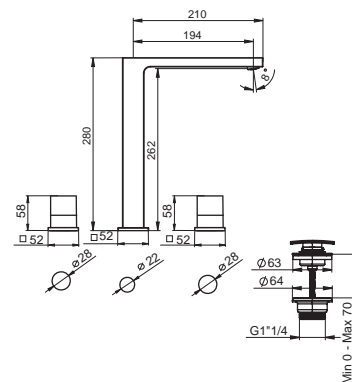


**MISCELATORE A DOPPIO COMANDO PER LAVABO  
CON SCARICO CLICK CLACK DA 1"1/4**

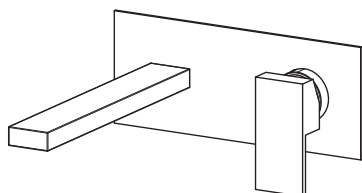
WASH-BASIN 2 HANDLES MIXER WITH 1"1/4 CLICK  
CLACK WASTE

MELANGEUR POUR LAVABO AVEC VIDAGE CLICK  
CLACK 1"1/4

**FIN.**  
C  
NO|BI  
RO|GO|NS|TU  
OR|OS|NE



EST-42350

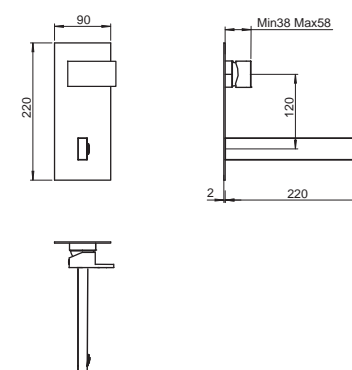


**SET ESTERNO PER MISCELATORE PER LAVABO DA  
INCASSO A PARETE**

EXTERNAL SET FOR CONCEALED WASH-BASIN  
MIXER

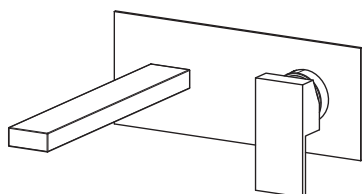
SET EXTERNE POUR MITIGEUR ENCASTRÉ POUR  
LAVABO

**FIN.**  
C  
NO|BI  
RO|GO|NS|TU  
OR|OS|NE



PER/FOR/POUR  
INC-350/360-BOX

EST-42352

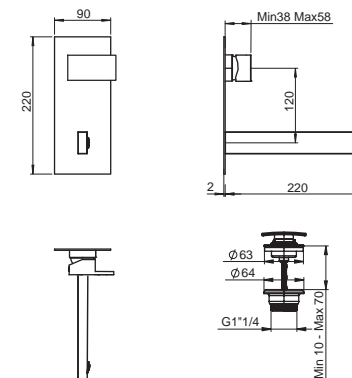


**SET ESTERNO PER MISCELATORE PER LAVABO DA  
INCASSO A PARETE CON SCARICO CLICK CLACK DA  
1"1/4**

EXTERNAL SET FOR CONCEALED WASH-BASIN  
MIXER WITH 1"1/4 CLICK CLACK WASTE

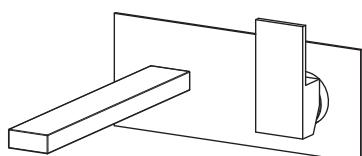
SET EXTERNE POUR MITIGEUR ENCASTRÉ POUR  
LAVABO AVEC VIDAGE CLICK CLACK 1"1/4

**FIN.**  
C  
NO|BI  
RO|GO|NS|TU  
OR|OS|NE



PER/FOR/POUR  
INC-350/360-BOX

EST-42350-180

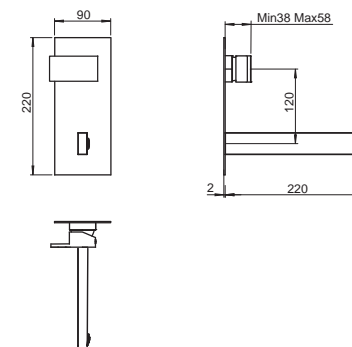


**SET ESTERNO PER MISCELATORE PER LAVABO DA  
INCASSO A PARETE**

EXTERNAL SET FOR CONCEALED WASH-BASIN  
MIXER

SET EXTERNE POUR MITIGEUR ENCASTRÉ POUR  
LAVABO

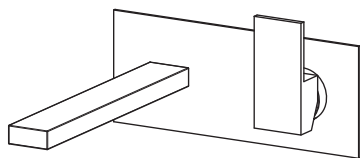
**FIN.**  
C  
NO|BI  
RO|GO|NS|TU  
OR|OS|NE



PER/FOR/POUR  
INC-350/360-BOX-180

## ■ QUADRO

### EST-42352-180

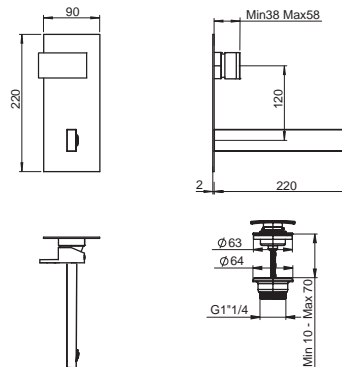


**SET ESTERNO PER MISCELATORE PER LAVABO DA INCASSO A PARETE CON SCARICO CLICK CLACK DA 1"1/4**

EXTERNAL SET FOR CONCEALED WASH-BASIN MIXER WITH 1"1/4 CLICK CLACK WASTE

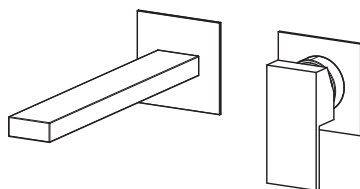
SET EXTERNE POUR MITIGEUR ENCASTRÉ POUR LAVABO AVEC VIDAGE CLICK CLAK 1"1/4

**FIN.**  
C  
NO|BI  
RO|GO|NS|TU  
OR|OS|NE



PER/FOR/POUR  
**INC-350/360-BOX-180**

### EST-42360

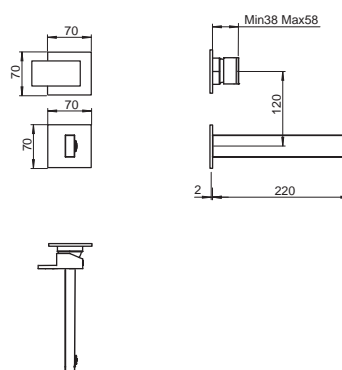


**SET ESTERNO PER MISCELATORE PER LAVABO DA INCASSO A PARETE**

EXTERNAL SET FOR CONCEALED WASH-BASIN MIXER

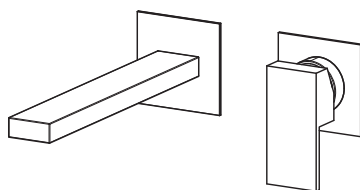
SET EXTERNE POUR MITIGEUR ENCASTRÉ POUR LAVABO

**FIN.**  
C  
NO|BI  
RO|GO|NS|TU  
OR|OS|NE



PER/FOR/POUR  
**INC-350/360-BOX**

### EST-42362

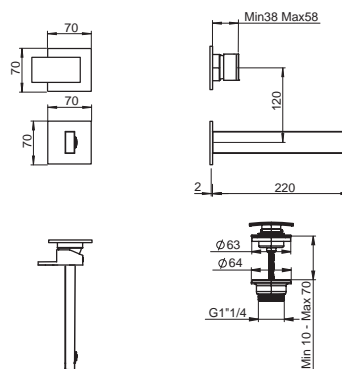


**SET ESTERNO PER MISCELATORE PER LAVABO DA INCASSO A PARETE CON SCARICO CLICK CLACK DA 1"1/4**

EXTERNAL SET FOR CONCEALED WASH-BASIN MIXER WITH 1"1/4 CLICK CLACK WASTE

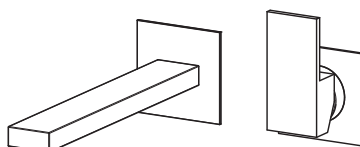
SET EXTERNE POUR MITIGEUR ENCASTRÉ POUR LAVABO AVEC VIDAGE CLICK CLAK 1"1/4

**FIN.**  
C  
NO|BI  
RO|GO|NS|TU  
OR|OS|NE



PER/FOR/POUR  
**INC-350/360-BOX**

### EST-42360-180

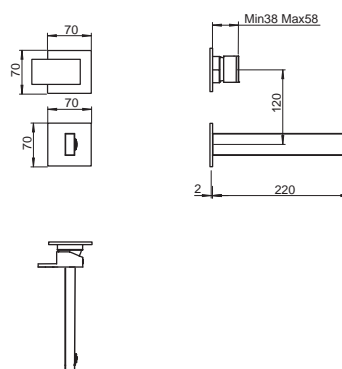


**SET ESTERNO PER MISCELATORE PER LAVABO DA INCASSO A PARETE**

EXTERNAL SET FOR CONCEALED WASH-BASIN MIXER

SET EXTERNE POUR MITIGEUR ENCASTRÉ POUR LAVABO

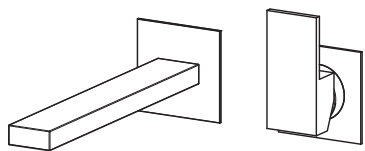
**FIN.**  
C  
NO|BI  
RO|GO|NS|TU  
OR|OS|NE



PER/FOR/POUR  
**INC-350/360-BOX-180**

## ■ QUADRO

### EST-42362-180

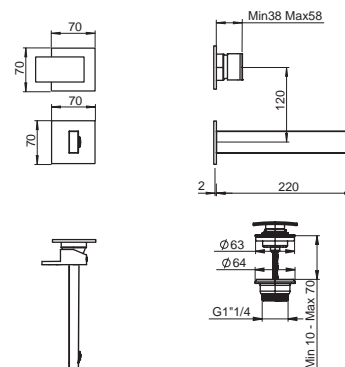


**SET ESTERNO PER MISCELATORE PER LAVABO DA INCASSO A PARETE CON SCARICO CLICK CLACK DA 1"1/4**

EXTERNAL SET FOR CONCEALED WASH-BASIN MIXER WITH 1"1/4 CLICK CLACK WASTE

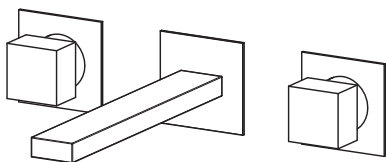
SET EXTERNE POUR MITIGEUR ENCASTRÉ POUR LAVABO AVEC VIDAGE CLICK CLACK 1"1/4

**FIN.**  
C  
NO|BI  
RO|GO|NS|TU  
OR|OS|NE



PER/FOR/POUR  
**INC-350/360-BOX-180**

### EST-42380

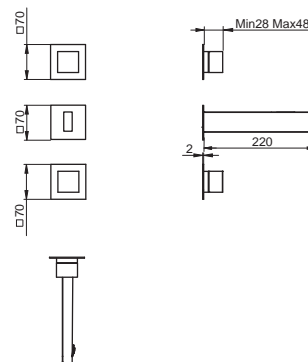


**SET ESTERNO PER MISCELATORE A DOPPIO COMANDO PER LAVABO DA INCASSO A PARETE SENZA SCARICO**

EXTERNAL SET FOR CONCEALED 2 HANDLES WASH-BASIN MIXER WITHOUT WASTE

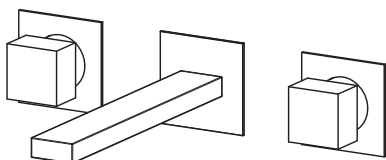
SET EXTERNE POUR MELANGEUR ENCASTRÉ POUR LAVABO SANS VIDAGE

**FIN.**  
C  
NO|BI  
RO|GO|NS|TU  
OR|OS|NE



PER/FOR/POUR  
**INC-380**

### EST-42382

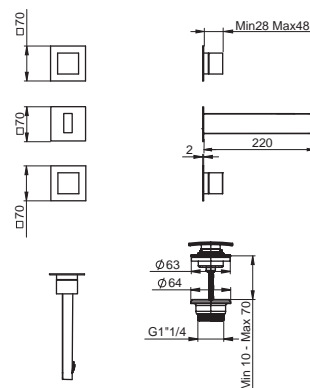


**SET ESTERNO PER MISCELATORE A DOPPIO COMANDO PER LAVABO DA INCASSO A PARETE CON SCARICO CLICK CLACK DA 1"1/4**

EXTERNAL SET FOR CONCEALED 2 HANDLES WASH-BASIN MIXER WITH 1"1/4 CLICK CLACK WASTE

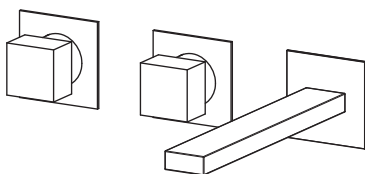
SET EXTERNE POUR MELANGEUR ENCASTRÉ POUR LAVABO AVEC VIDAGE CLICK CLACK 1"1/4

**FIN.**  
C  
NO|BI  
RO|GO|NS|TU  
OR|OS|NE



PER/FOR/POUR  
**INC-380**

### EST-42380-DX

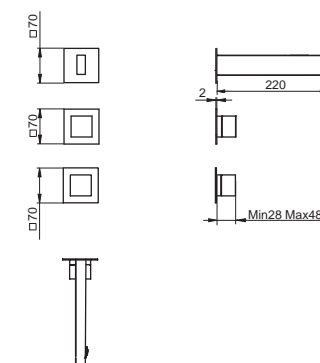


**SET ESTERNO PER MISCELATORE A DOPPIO COMANDO PER LAVABO DA INCASSO A PARETE SENZA SCARICO CON BOCCA A DESTRA**

EXTERNAL SET FOR CONCEALED 2 HANDLES WASH-BASIN MIXER WITHOUT WASTE WITH RIGHT SIDE SPOUT

SET EXTERNE POUR MELANGEUR ENCASTRÉ POUR LAVABO SANS VIDAGE AVEC BEC À DROITE

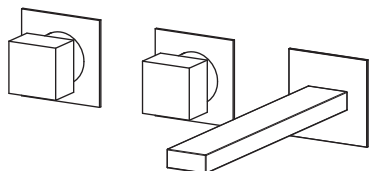
**FIN.**  
C  
NO|BI  
RO|GO|NS|TU  
OR|OS|NE



PER/FOR/POUR  
**INC-380-DX**

## ■ QUADRO

### EST-42382-DX

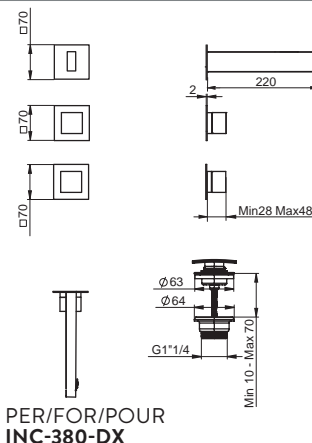


**SET ESTERNO PER MISCELATORE A DOPPIO COMANDO PER LAVABO DA INCASSO A PARETE CON SCARICO CLICK CLACK DA 1"1/4 CON BOCCA A DESTRA**

EXTERNAL SET FOR CONCEALED 2 HANDLES WASH-BASIN MIXER WITH 1"1/4 CLICK CLACK WASTE WITH RIGHT SIDE SPOUT

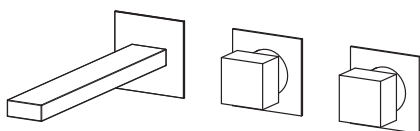
SET EXTERNE POUR MELANGEUR ENCASTRÉ POUR LAVABO AVEC VIDAGE CLICK CLACK 1"1/4 AVEC BEC À DROITE

**FIN.**  
C  
NO|BI  
RO|GO|NS|TU  
OR|OS|NE



PER/FOR/POUR  
INC-380-DX

### EST-42380-SX

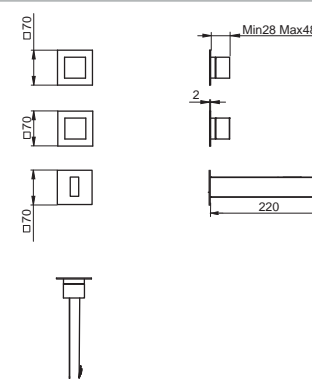


**SET ESTERNO PER MISCELATORE A DOPPIO COMANDO PER LAVABO DA INCASSO A PARETE SENZA SCARICO CON BOCCA A SINISTRA**

EXTERNAL SET FOR CONCEALED 2 HANDLES WASH-BASIN MIXER WITHOUT WASTE WITH LEFT SIDE SPOUT

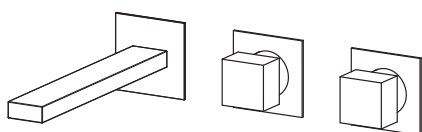
SET EXTERNE POUR MELANGEUR ENCASTRÉ POUR LAVABO SANS VIDAGE AVEC BEC À GAUCHE

**FIN.**  
C  
NO|BI  
RO|GO|NS|TU  
OR|OS|NE



PER/FOR/POUR  
INC-380-SX

### EST-42382-SX

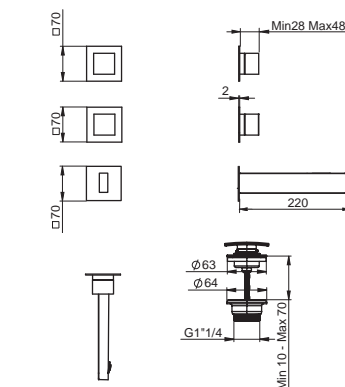


**SET ESTERNO PER MISCELATORE A DOPPIO COMANDO PER LAVABO DA INCASSO A PARETE CON SCARICO CLICK CLACK DA 1"1/4 CON BOCCA A SINISTRA**

EXTERNAL SET FOR CONCEALED 2 HANDLES WASH-BASIN MIXER WITH 1"1/4 CLICK CLACK WASTE WITH LEFT SIDE SPOUT

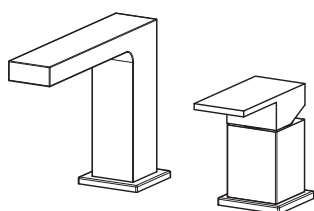
SET EXTERNE POUR MELANGEUR ENCASTRÉ POUR LAVABO AVEC VIDAGE CLICK CLACK 1"1/4 AVEC BEC À GAUCHE

**FIN.**  
C  
NO|BI  
RO|GO|NS|TU  
OR|OS|NE



PER/FOR/POUR  
INC-380-SX

### 42480

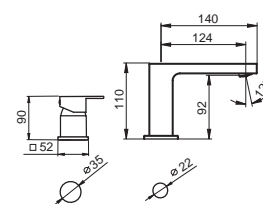
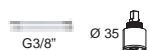


**MISCELATORE MONOCOMANDO PER LAVABO CON COMANDO REMOTO SENZA SCARICO**

WASH-BASIN MIXER WITH REMOTE CONTROL WITHOUT WASTE

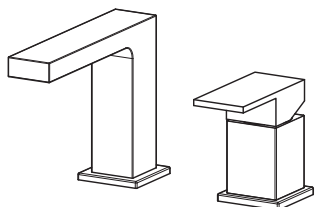
MITIGEUR POUR LAVABO AVEC CONTROLE LATÉRAL SANS VIDAGE

**FIN.**  
C  
NO|BI  
RO|GO|NS|TU  
OR|OS|NE



## ■ QUADRO

**42482**



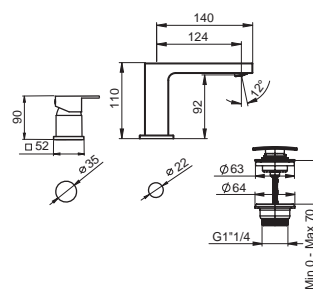
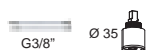
**MISCELATORE MONOCOMANDO PER LAVABO CON COMANDO REMOTO CON SCARICO CLICK CLACK DA 1"1/4**

WASH-BASIN MIXER WITH REMOTE CONTROL WITH 1"1/4 CLICK CLACK WASTE

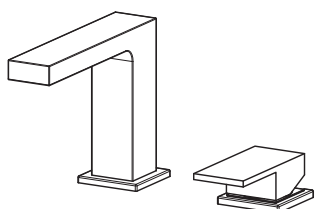
MITIGEUR POUR LAVABO AVEC CONTROLE LATÉRAL AVEC VIDAGE CLICK CLACK 1"1/4

**FIN.**

C  
 NO|BI  
 RO|GO|NS|TU  
 OR|OS|NE



**42580**



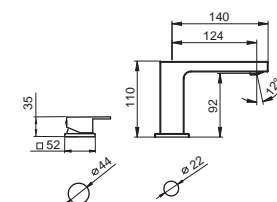
**MISCELATORE MONOCOMANDO PER LAVABO CON COMANDO REMOTO SENZA SCARICO**

WASH-BASIN MIXER WITH REMOTE CONTROL WITHOUT WASTE

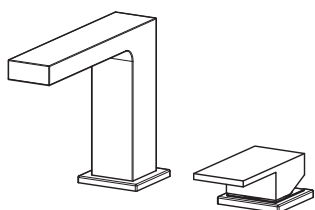
MITIGEUR POUR LAVABO AVEC CONTROLE LATÉRAL SANS VIDAGE

**FIN.**

C  
 NO|BI  
 RO|GO|NS|TU  
 OR|OS|NE



**42582**



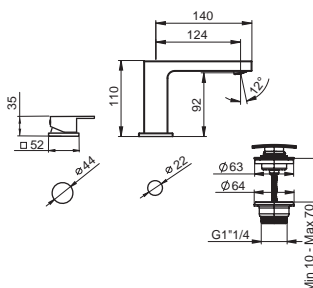

**MISCELATORE MONOCOMANDO PER LAVABO CON COMANDO REMOTO CON SCARICO CLICK CLACK DA 1"1/4**

WASH-BASIN MIXER WITH REMOTE CONTROL AND 1"1/4 CLICK CLACK WASTE

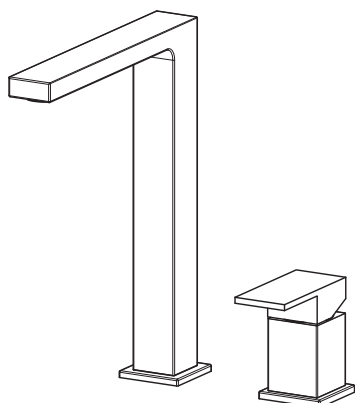
MITIGEUR POUR LAVABO AVEC CONTROLE LATÉRAL AVEC VIDAGE CLICK CLACK 1"1/4

**FIN.**

C  
 NO|BI  
 RO|GO|NS|TU  
 OR|OS|NE



**42490**



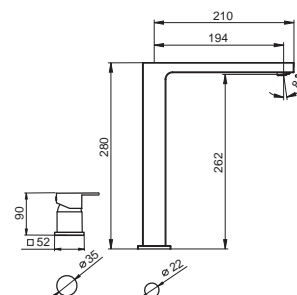
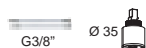
**MISCELATORE MONOCOMANDO PER LAVABO ALTO CON COMANDO REMOTO SENZA SCARICO**

WASH-BASIN MIXER TALL WITH REMOTE CONTROL WITHOUT WASTE

MITIGEUR POUR LAVABO HAUTE AVEC CONTROLE LATÉRAL SANS VIDAGE

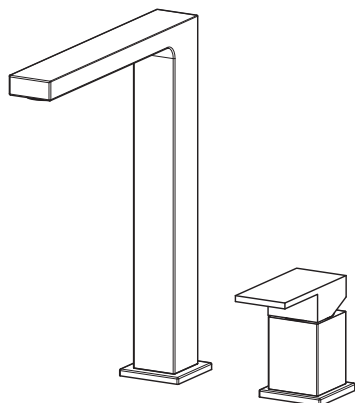
**FIN.**

C  
 NO|BI  
 RO|GO|NS|TU  
 OR|OS|NE



## ■ QUADRO

42492



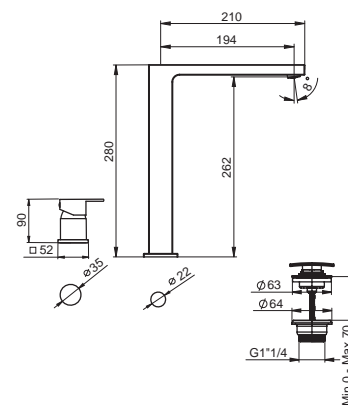
**MISCELATORE MONOCOMANDO PER LAVABO ALTO  
CON COMANDO REMOTO CON SCARICO CLICK  
CLACK DA 1"1/4**

WASH-BASIN MIXER TALL WITH REMOTE CONTROL  
WITH 1"1/4 CLICK CLACK WASTE

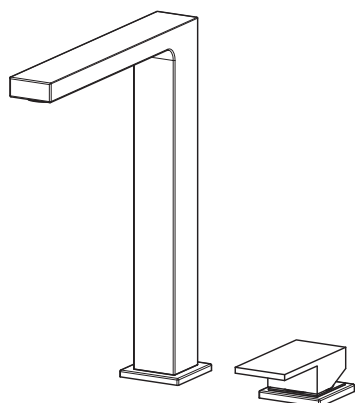
MITIGEUR POUR LAVABO HAUTE AVEC CONTROLE  
LATÉRAL AVEC VIDAGE CLICK CLACK 1"1/4

**FIN.**

C  
NO|BI  
RO|GO|NS|TU  
OR|OS|NE



42590



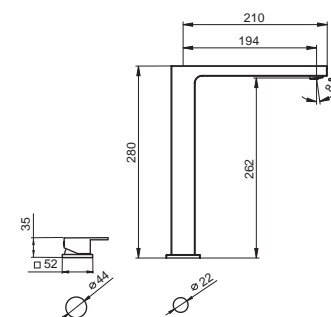
**MISCELATORE MONOCOMANDO PER LAV  
CON COMANDO REMOTO SENZA SCARICO**

WASH-BASIN MIXER TALL WITH REMOTE C  
WITHOUT WASTE

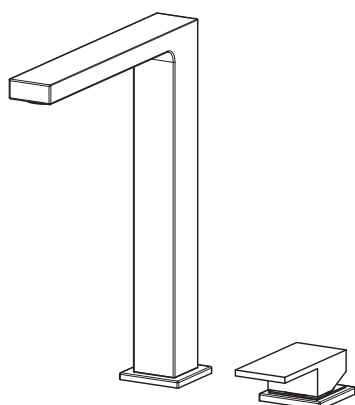
MITIGEUR POUR LAVABO HAUTE AVEC CC  
LATÉRAL SANS VIDAGE

**FIN.**

C  
NO|BI  
RO|GO|NS|TU  
OR|OS|NE



42592



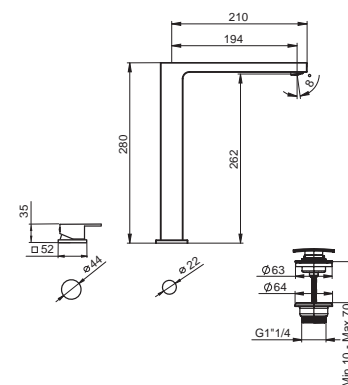
**MISCELATORE MONOCOMANDO PER LAVABO ALTO  
CON COMANDO REMOTO CON SCARICO CLICK  
CLACK DA 1"1/4**

WASH-BASIN MIXER TALL WITH REMOTE CONTROL  
AND 1"1/4 CLICK CLACK WASTE

MITIGEUR POUR LAVABO HAUTE AVEC CONTROLE  
LATÉRAL AVEC VIDAGE CLICK CLACK 1"1/4

**FIN.**

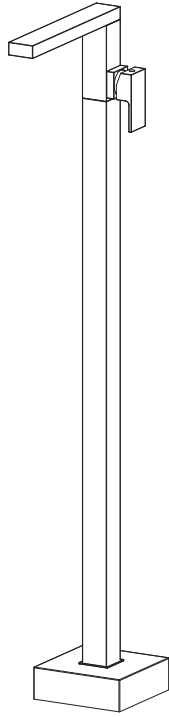
C  
NO|BI  
RO|GO|NS|TU  
OR|OS|NE





## ■ QUADRO

**42330-180**

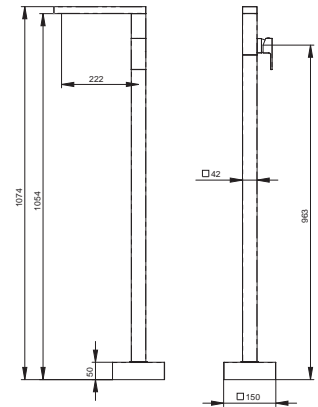


**MISCELATORE MONOCOMANDO PER LAVABO A PAVIMENTO SENZA SCARICO**

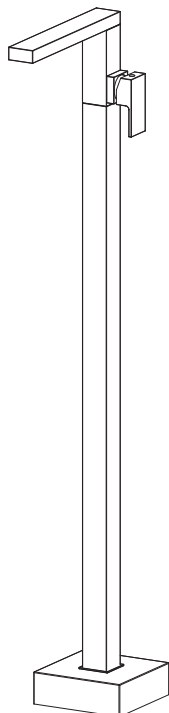
FLOOR MOUNTED WASH-BASIN MIXER WITHOUT WASTE

MITIGEUR POUR LAVABO SUR PIED SANS VIDAGE

**FIN.**  
 C  
 NO|BI  
 RO|GO|NS|TU  
 OR|OS|NE



**42332-180**

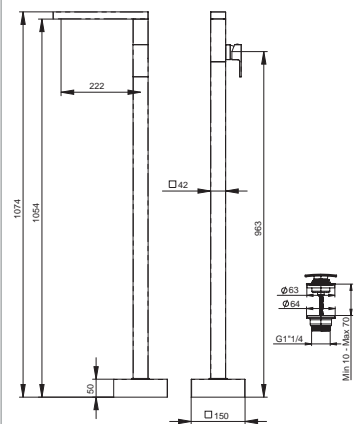
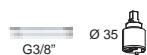


**MISCELATORE MONOCOMANDO PER LAVABO A PAVIMENTO CON SCARICO CLICK CLACK DA 1"1/4**

FLOOR MOUNTED WASH-BASIN MIXER WITH 1"1/4 CLICK CLACK WASTE

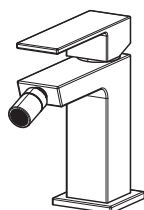
MITIGEUR POUR LAVABO SUR PIED AVEC VIDAGE CLICK CLACK 1"1/4

**FIN.**  
 C  
 NO|BI  
 RO|GO|NS|TU  
 OR|OS|NE



## ■ QUADRO

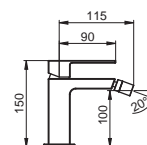

42510



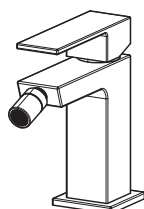
### MISCELATORE MONOCOMANDO PER BIDET SENZA SCARICO

BIDET MIXER WITHOUT WASTE  
MITIGEUR POUR BIDET SANS VIDAGE

FIN.  
C  
NO|BI  
RO|GO|NS|TU  
OR|OS|NE



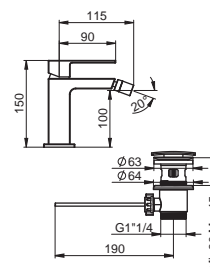
42511



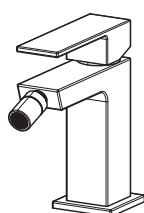
### MISCELATORE MONOCOMANDO PER BIDET CON SCARICO AUTOMATICO DA 1"1/4

BIDET MIXER WITH 1"1/4 POP-UP WASTE  
MITIGEUR POUR BIDET AVEC VIDAGE 1"1/4 À TIRETTE

FIN.  
C  
NO|BI  
RO|GO|NS|TU  
OR|OS|NE



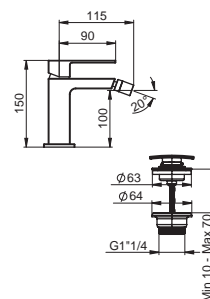
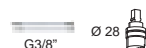
42512



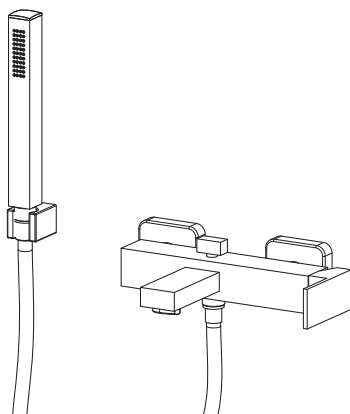
### MISCELATORE MONOCOMANDO PER BIDET CON SCARICO CLICK CLACK DA 1"1/4

BIDET MIXER WITH 1"1/4 CLICK CLACK WASTE  
MITIGEUR POUR BIDET AVEC VIDAGE CLICK CLACK 1"1/4

FIN.  
C  
NO|BI  
RO|GO|NS|TU  
OR|OS|NE



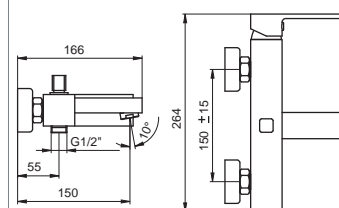
42100



### MISCELATORE MONOCOMANDO PER VASCA ESTERNO CON FLESSIBILE E DOCCETTA

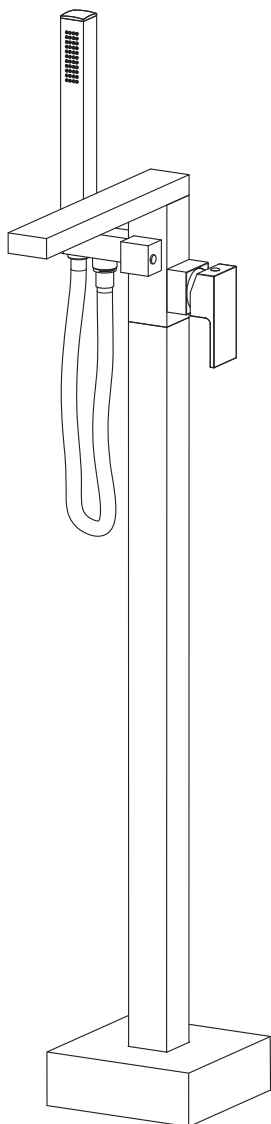
EXTERNAL BATH MIXER WITH FLEXIBLE HOSE AND HAND SHOWER  
MITIGEUR BAIN DOUCHE EXTÉRIEUR AVEC FLEXIBLE ET DOUCHETTE

FIN.  
C  
NO|BI  
RO|GO|NS|TU  
OR|OS|NE



## ■ QUADRO

**141042**



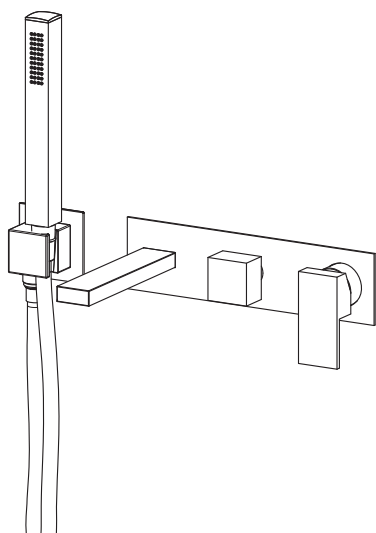
**MISCELATORE MONOCOMANDO PER VASCA A PAVIMENTO**

FLOOR MOUNTED BATH MIXER  
 MITIGEUR POUR BAIN SUR PIED

**FIN.**  
 C  
 NO|BI  
 RO|GO|NS|TU  
 OR|OS|NE



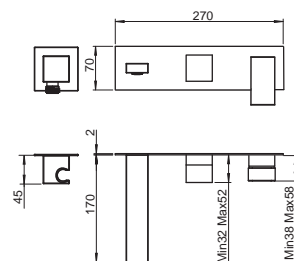
**EST-42150**



**SET ESTERNO PER MISCELATORE MONOCOMANDO PER VASCA INCASSO**

EXTERNAL SET FOR CONCEALED BATH MIXER  
 SET EXTERNE POUR MITIGEUR BAIN DOUCHE ENCASTRE

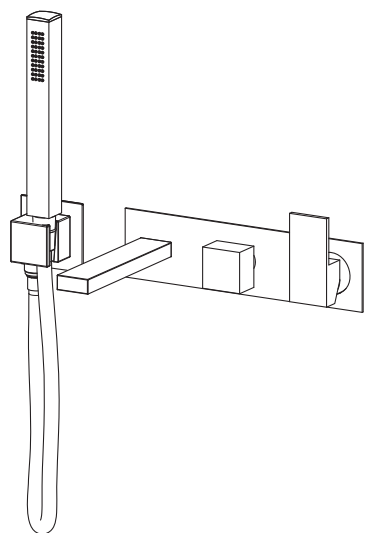
**FIN.**  
 C  
 NO|BI  
 RO|GO|NS|TU  
 OR|OS|NE



PER/FOR/POUR  
**INC-150/155**

## ■ QUADRO

### EST-42150-180



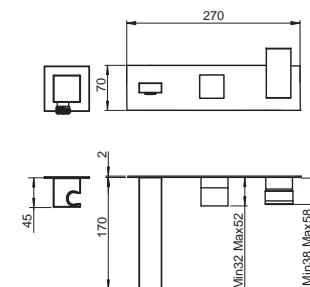
#### SET ESTERNO PER MISCELATORE MONOCOMANDO PER VASCA INCASSO

EXTERNAL SET FOR CONCEALED BATH MIXER

SET EXTERNE POUR MITIGEUR BAIN DOUCHE  
ENCASTRÉ

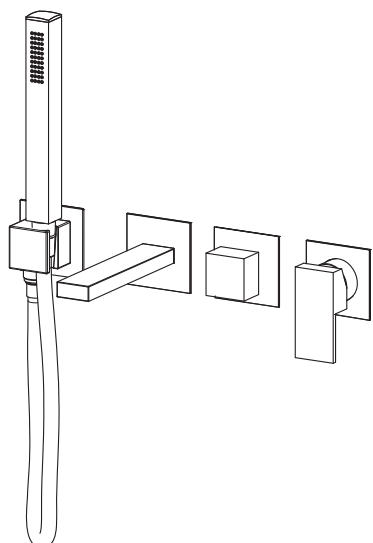
#### FIN.

C  
NO|BI  
RO|GO|NS|TU  
OR|OS|NE



PER/FOR/POUR  
INC-150/155-180

### EST-42155



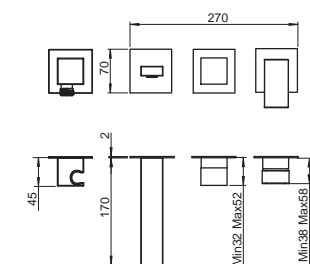
#### SET ESTERNO PER MISCELATORE MONOCOMANDO PER VASCA INCASSO CON FLESSIBILE E DOCCETTA

EXTERNAL SET FOR WALL BATH MIXER WITH  
FLEXIBLE HOSE AND HAND SHOWER

SET EXTERNE POUR MITIGEUR BAIN DOUCHE  
ENCASTRÉ

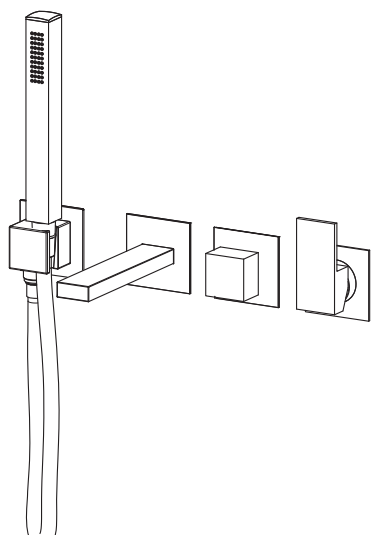
#### FIN.

C  
NO|BI  
RO|GO|NS|TU  
OR|OS|NE



PER/FOR/POUR  
INC-150/155

### EST-42155-180



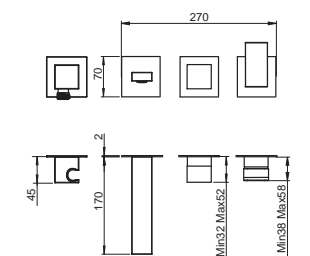
#### SET ESTERNO PER MISCELATORE MONOCOMANDO PER VASCA INCASSO CON FLESSIBILE E DOCCETTA

EXTERNAL SET FOR WALL BATH MIXER WITH  
FLEXIBLE HOSE AND HAND SHOWER

SET EXTERNE POUR MITIGEUR BAIN DOUCHE  
ENCASTRÉ

#### FIN.

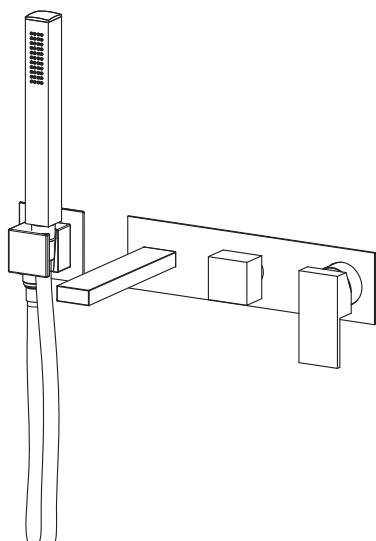
C  
NO|BI  
RO|GO|NS|TU  
OR|OS|NE



PER/FOR/POUR  
INC-150/155-180

## ■ QUADRO

### EST-42160



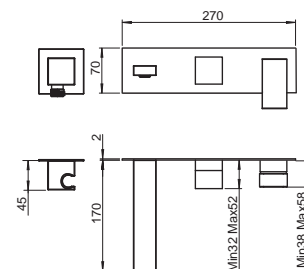
**SET ESTERNO PER MISCELATORE MONOCOMANDO  
PER VASCA INCASSO 3 VIE CON FLESSIBILE E  
DOCCETTA**

EXTERNAL SET FOR WALL 3 WAYS BATH MIXER WITH  
FLEXIBLE HOSE AND HAND SHOWER

SET EXTERNE POUR MITIGEUR BAIN DOUCHE  
ENCASTRÉ 3 SORTIES

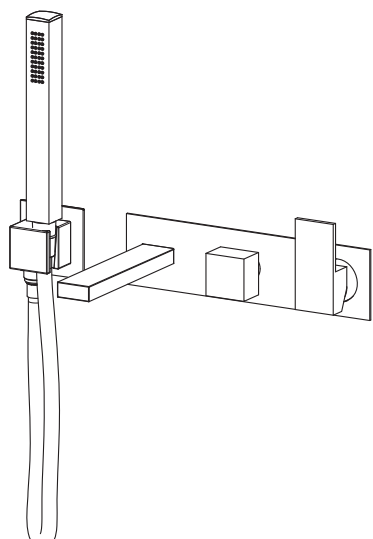
**FIN.**

C  
NO|BI  
RO|GO|NS|TU  
OR|OS|NE



PER/FOR/POUR  
INC-160/165

### EST-42160-180



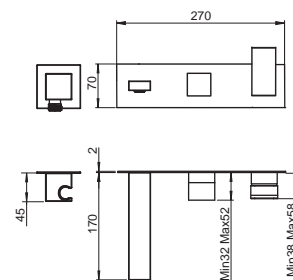
**SET ESTERNO PER MISCELATORE MONOCOMANDO  
PER VASCA INCASSO 3 VIE CON FLESSIBILE E  
DOCCETTA**

EXTERNAL SET FOR WALL 3 WAYS BATH MIXER WITH  
FLEXIBLE HOSE AND HAND SHOWER

SET EXTERNE POUR MITIGEUR BAIN DOUCHE  
ENCASTRÉ 3 SORTIES

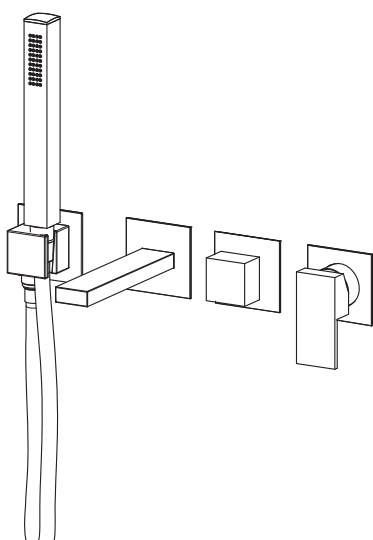
**FIN.**

C  
NO|BI  
RO|GO|NS|TU  
OR|OS|NE



PER/FOR/POUR  
INC-160/165-180

### EST-42165



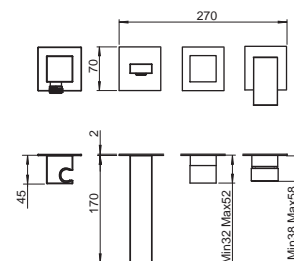
**SET ESTERNO PER MISCELATORE MONOCOMANDO  
PER VASCA INCASSO 3 VIE CON FLESSIBILE E  
DOCCETTA**

EXTERNAL SET FOR WALL 3 WAYS BATH MIXER WITH  
FLEXIBLE HOSE AND HAND SHOWER

SET EXTERNE POUR MITIGEUR BAIN DOUCHE  
ENCASTRÉ 3 SORTIES

**FIN.**

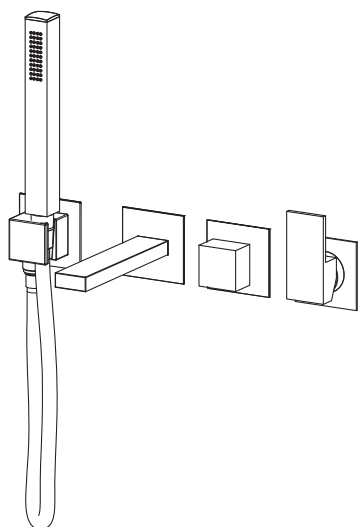
C  
NO|BI  
RO|GO|NS|TU  
OR|OS|NE



PER/FOR/POUR  
INC-160/165

## ■ QUADRO

### EST-42165-180



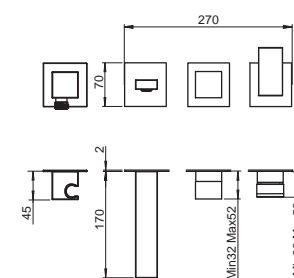
#### SET ESTERNO PER MISCELATORE MONOCOMANDO PER VASCA INCASSO 3 VIE CON FLESSIBILE E DOCCETTA

EXTERNAL SET FOR WALL 3 WAYS BATH MIXER WITH  
FLEXIBLE HOSE AND HAND SHOWER

SET EXTERNE POUR MITIGEUR BAIN DOUCHE  
ENCASTRÉ 3 SORTIES

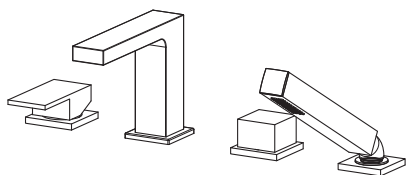
#### FIN.

C  
NO|BI  
RO|GO|NS|TU  
OR|OS|NE



PER/FOR/POUR  
INC-160/165-180

### 121442



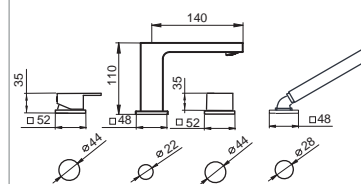
#### MISCELATORE MONOCOMANDO BORDO VASCA

DECK MOUNTED BATH MIXER

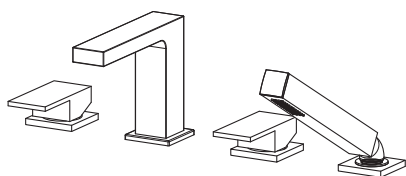
MITIGEUR POUR BAIN SUR GORGE

#### FIN.

C  
NO|BI  
RO|GO|NS|TU  
OR|OS|NE



### 122242



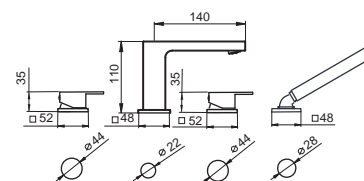
#### MISCELATORE A DOPPIO COMANDO PER BORDO VASCA

DECK MOUNTED 2 HANDLES BATH MIXER

MELANGEUR POUR BAIN SUR GORGE

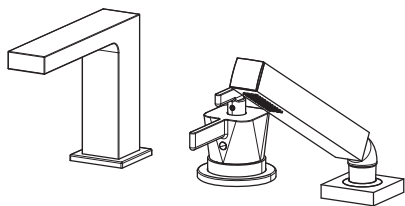
#### FIN.

C  
NO|BI  
RO|GO|NS|TU  
OR|OS|NE



## ■ QUADRO

122142



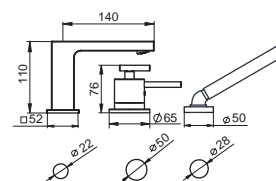
### MISCELATORE TERMOSTATICO COASSIALE BORDO VASCA 2 VIE

DECK MOUNTED 2 WAYS COAXIAL THERMOSTATIC BATH MIXER

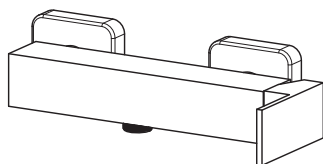
MITIGEUR THERMOSTATIQUE COAXIAL POUR BAIN SUR GORGE 2 SORTIES

#### FIN.

C  
NO|BI  
RO|GO|NS|TU  
OR|OS|NE



42300



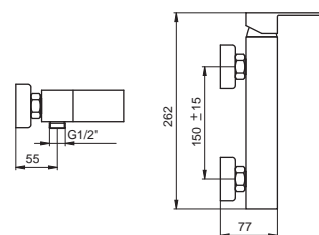
### MISCELATORE MONOCOMANDO PER DOCCIA ESTERNO

EXTERNAL SHOWER MIXER

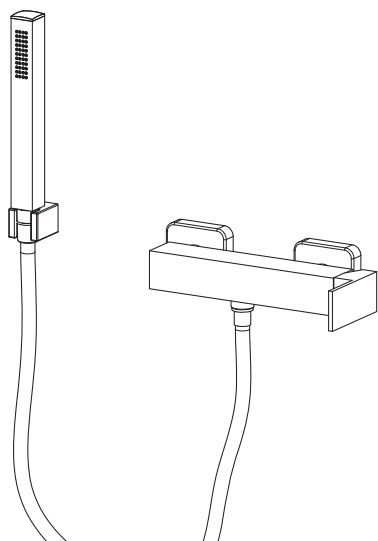
MITIGEUR DOUCHE EXTERIEUR

#### FIN.

C  
NO|BI  
RO|GO|NS|TU  
OR|OS|NE



42310



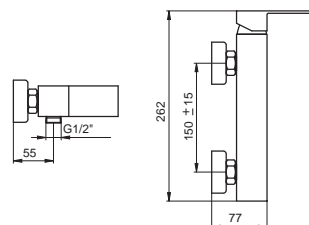
### MISCELATORE MONOCOMANDO PER DOCCIA ESTERNO CON FLESSIBILE E DOCCETTA

EXTERNAL SHOWER MIXER WITH FLEXIBLE HOSE AND HAND SHOWER

MITIGEUR DOUCHE EXTERIEUR AVEC FLEXIBLE ET DOUCHETTE

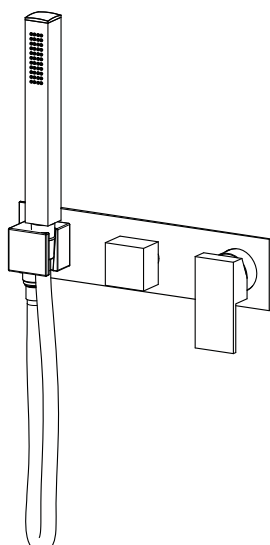
#### FIN.

C  
NO|BI  
RO|GO|NS|TU  
OR|OS|NE



## ■ QUADRO

### EST-42220

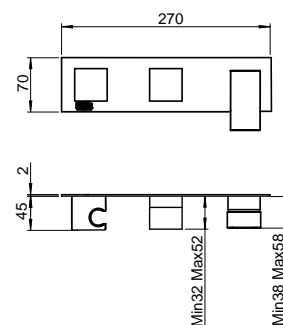


#### SET ESTERNO PER MISCELATORE MONOCOMANDO PER DOCCIA INCASSO CON FLESSIBILE E DOCCETTA

EXTERNAL SET FOR BUILT-IN SHOWER MIXER WITH  
FLEXIBLE HOSE AND HAND SHOWER

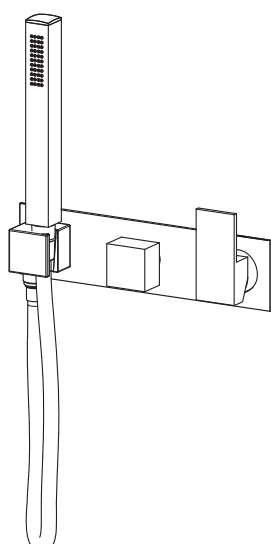
SET EXTERNE POUR MITIGEUR DOUCHE ENCASTRÉ  
AVEC FLEXIBLE ET DOUCHETTE

FIN.  
C  
NO|BI  
RO|GO|NS|TU  
OR|OS|NE



PER/FOR/POUR  
INC-220/225

### EST-42220-180

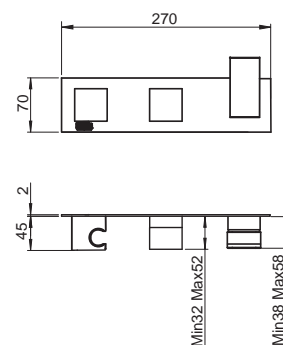


#### SET ESTERNO PER MISCELATORE MONOCOMANDO PER DOCCIA INCASSO CON FLESSIBILE E DOCCETTA

EXTERNAL SET FOR BUILT-IN SHOWER MIXER WITH  
FLEXIBLE HOSE AND HAND SHOWER

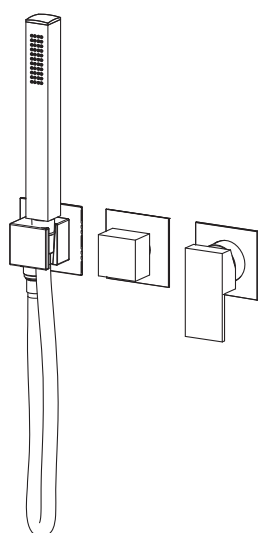
SET EXTERNE POUR MITIGEUR DOUCHE ENCASTRÉ  
AVEC FLEXIBLE ET DOUCHETTE

FIN.  
C  
NO|BI  
RO|GO|NS|TU  
OR|OS|NE



PER/FOR/POUR  
INC-220/225-180

### EST-42225

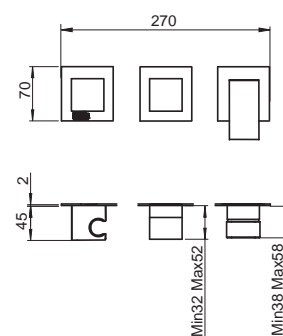


#### SET ESTERNO PER MISCELATORE MONOCOMANDO PER DOCCIA INCASSO 2 VIE CON FLESSIBILE E DOCCETTA

EXTERNAL SET FOR WALL 2 WAYS SHOWER MIXER  
WITH FLEXIBLE HOSE AND HAND SHOWER

SET EXTERNE POUR MITIGEUR DOUCHE ENCASTRÉ  
AVEC FLEXIBLE ET DOUCHETTE

FIN.  
C  
NO|BI  
RO|GO|NS|TU  
OR|OS|NE

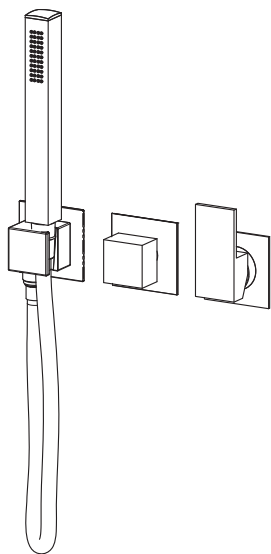


PER/FOR/POUR  
INC-220/225



## ■ QUADRO

### EST-42225-180



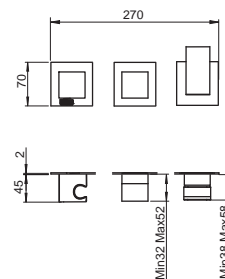
**SET ESTERNO PER MISCELATORE MONOCOMANDO  
PER DOCCIA INCASSO 2 VIE CON FLESSIBILE E  
DOCCETTA**

EXTERNAL SET FOR WALL 2 WAYS SHOWER MIXER  
WITH FLEXIBLE HOSE AND HAND SHOWER

SET EXTERNE POUR MITIGEUR DOUCHE ENCASTRÉ  
AVEC FLEXIBLE ET DOUCHETTE

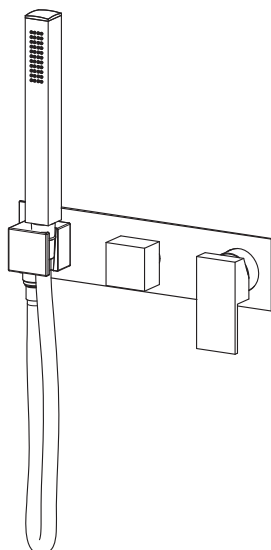
**FIN.**

C  
NO|BI  
RO|GO|NS|TU  
OR|OS|NE



PER/FOR/POUR  
INC-220/225-180

### EST-42240



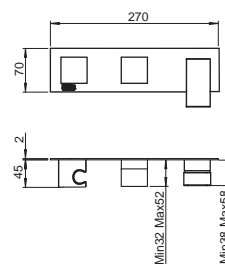
**SET ESTERNO PER MISCELATORE MONOCOMANDO  
PER DOCCIA INCASSO 3 VIE CON FLESSIBILE E  
DOCCETTA**

EXTERNAL SET FOR WALL 3 WAYS SHOWER MIXER  
WITH FLEXIBLE HOSE AND HAND SHOWER

SET EXTERNE POUR MITIGEUR DOUCHE ENCASTRÉ  
AVEC FLEXIBLE ET DOUCHETTE 3 SORTIES

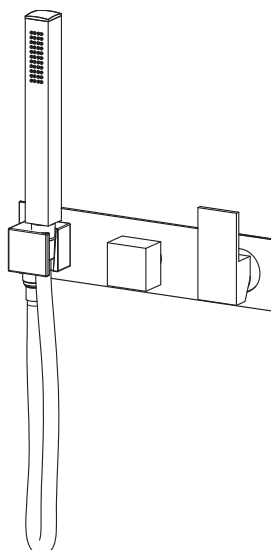
**FIN.**

C  
NO|BI  
RO|GO|NS|TU  
OR|OS|NE



PER/FOR/POUR  
INC-240/245

### EST-42240-180



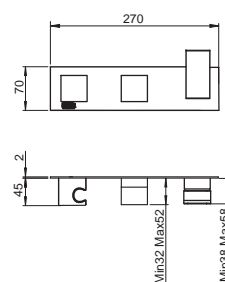
**SET ESTERNO PER MISCELATORE MONOCOMANDO  
PER DOCCIA INCASSO 3 VIE CON FLESSIBILE E  
DOCCETTA**

EXTERNAL SET FOR WALL 3 WAYS SHOWER MIXER  
WITH FLEXIBLE HOSE AND HAND SHOWER

SET EXTERNE POUR MITIGEUR DOUCHE ENCASTRÉ  
AVEC FLEXIBLE ET DOUCHETTE 3 SORTIES

**FIN.**

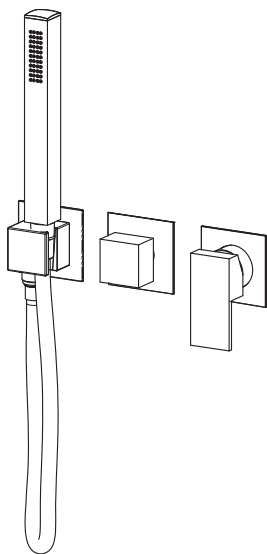
C  
NO|BI  
RO|GO|NS|TU  
OR|OS|NE



PER/FOR/POUR  
INC-240/245-180

## ■ QUADRO

### EST-42245

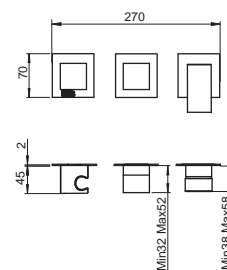


#### SET ESTERNO PER MISCELATORE MONOCOMANDO PER DOCCIA INCASSO 3 VIE CON FLESSIBILE E DOCCETTA

EXTERNAL SET FOR WALL 3 WAYS SHOWER MIXER  
WITH FLEXIBLE HOSE AND HAND SHOWER

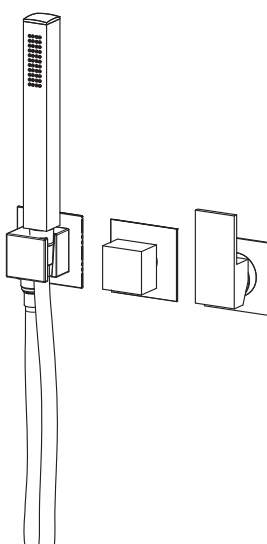
SET EXTERNE POUR MITIGEUR DOUCHE ENCASTRÉ  
AVEC FLEXIBLE ET DOUCHETTE 3 SORTIES

**FIN.**  
C  
NO|BI  
RO|GO|NS|TU  
OR|OS|NE



PER/FOR/POUR  
INC-240/245

### EST-42245-180

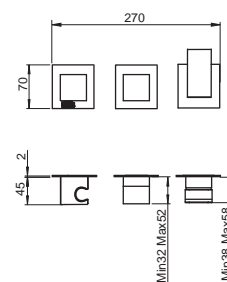


#### SET ESTERNO PER MISCELATORE MONOCOMANDO PER DOCCIA INCASSO 3 VIE CON FLESSIBILE E DOCCETTA

EXTERNAL SET FOR WALL 3 WAYS SHOWER MIXER  
WITH FLEXIBLE HOSE AND HAND SHOWER


SET EXTERNE POUR MITIGEUR DOUCHE ENCASTRÉ  
AVEC FLEXIBLE ET DOUCHETTE 3 SORTIES

**FIN.**  
C  
NO|BI  
RO|GO|NS|TU  
OR|OS|NE



PER/FOR/POUR  
INC-240/245-180

### EST-42250

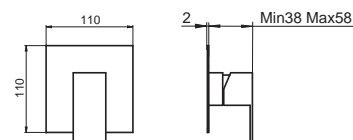


#### SET ESTERNO PER MISCELATORE MONOCOMANDO PER DOCCIA INCASSO 1 VIA

EXTERNAL SET FOR 1 WAY BUILT-IN SHOWER MIXER

SET EXTERNE POUR MITIGEUR DOUCHE ENCASTRÉ  
1 SORTIE


**FIN.**  
C  
NO|BI  
RO|GO|NS|TU  
OR|OS|NE



PER/FOR/POUR  
INC-250

## ■ QUADRO

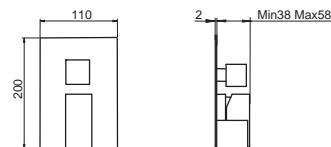
### EST-42200



**SET ESTERNO PER MISCELATORE MONOCOMANDO  
 PER DOCCIA INCASSO 2 VIE**

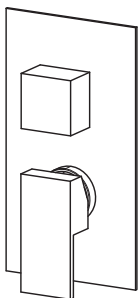
EXTERNAL SET FOR 2 WAYS BUILT-IN SHOWER MIXER  
 SET EXTERNE POUR MITIGEUR DOUCHE ENCASTRÉ 2  
 SORTIES AVEC BOX

**FIN.**  
 C  
 NO|BI  
 RO|GO|NS|TU  
 OR|OS|NE



PER/FOR/POUR  
**INC-200**

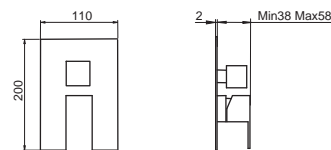
### EST-42230



**SET ESTERNO PER MISCELATORE MONOCOMANDO  
 PER DOCCIA INCASSO 3 VIE**

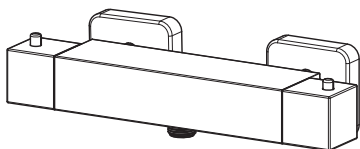
EXTERNAL SET FOR 3 WAYS BUILT-IN SHOWER MIXER  
 SET EXTERNE POUR MITIGEUR DOUCHE ENCASTRÉ  
 3 SORTIES

**FIN.**  
 C  
 NO|BI  
 RO|GO|NS|TU  
 OR|OS|NE



PER/FOR/POUR  
**INC-230**

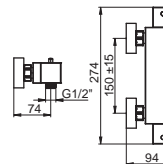
### 164250



**MISCELATORE TERMOSTATICO PER DOCCIA  
 ESTERNO**

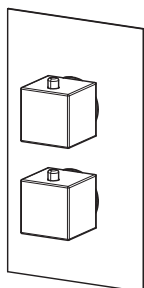
EXTERNAL THERMOSTATIC SHOWER MIXER  
 MITIGEUR THERMOSTATIQUE EXTERIEUR POUR  
 DOUCHE

**FIN.**  
 C  
 NO|BI  
 RO|GO|NS|TU  
 OR|OS|NE



■ **QUADRO**

**EST-42258**

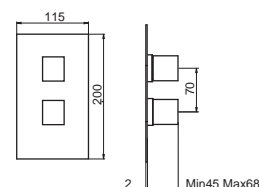


**SET ESTERNO PER MISCELATORE TERMOSTATICO  
 PER DOCCIA INCASSO A 1 VIA**

EXTERNAL SET FOR CONCEALED 1 WAY THERMOSTATIC  
 SHOWER MIXER

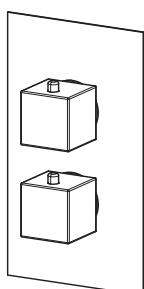
SET EXTERNE POUR MITIGEUR THERMOSTATIQUE  
 ENCASTRÉ POUR DOUCHE 1 VOIE

**FIN.**  
 C  
 NO|BI  
 RO|GO|NS|TU  
 OR|OS|NE



PER/FOR/POUR  
**INC-258-BOX**

**EST-42208**

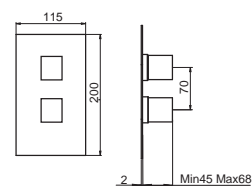


**SET ESTERNO PER MISCELATORE TERMOSTATICO  
 PER DOCCIA INCASSO A 2 VIE**

EXTERNAL SET FOR CONCEALED 2 WAYS THERMOSTATIC  
 SHOWER MIXER

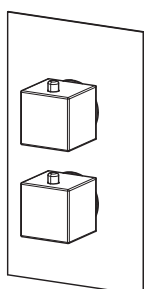
SET EXTERNE POUR MITIGEUR THERMOSTATIQUE  
 ENCASTRÉ POUR DOUCHE 2 VOIES

**FIN.**  
 C  
 NO|BI  
 RO|GO|NS|TU  
 OR|OS|NE



PER/FOR/POUR  
**INC-208-BOX**

**EST-42238**

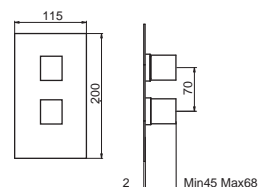


**SET ESTERNO PER MISCELATORE TERMOSTATICO  
 PER DOCCIA INCASSO A 3 VIE**

EXTERNAL SET FOR CONCEALED 3 WAYS THERMOSTATIC  
 SHOWER MIXER

SET EXTERNE POUR MITIGEUR THERMOSTATIQUE  
 ENCASTRÉ POUR DOUCHE 3 VOIES

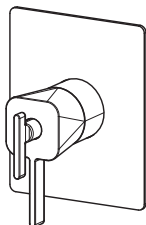
**FIN.**  
 C  
 NO|BI  
 RO|GO|NS|TU  
 OR|OS|NE



PER/FOR/POUR  
**INC-238-BOX**

## ■ QUADRO

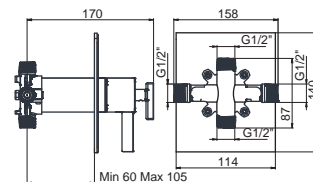
**084231**



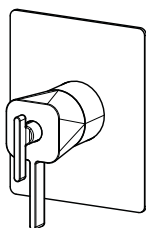
**MISCELATORE TERMOSTATICO COASSIALE 1 VIA DA INCASSO**

1 WAY CONCEALED COAXIAL THERMOSTATIC MIXER  
MITIGEUR THERMOSTATIQUE COAXIAL ENCASTRÉ 1 SORTIE

**FIN.**  
C  
NO|BI  
RO|GO|NS|TU  
OR|OS|NE



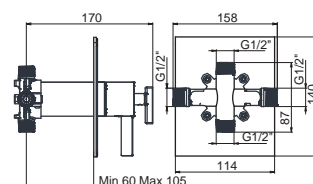
**084241**



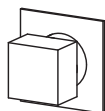
**MISCELATORE TERMOSTATICO COASSIALE 2 VIE DA INCASSO**

2 WAYS CONCEALED COAXIAL THERMOSTATIC MIXER  
MITIGEUR THERMOSTATIQUE COAXIAL ENCASTRÉ 2 SORTIE

**FIN.**  
C  
NO|BI  
RO|GO|NS|TU  
OR|OS|NE



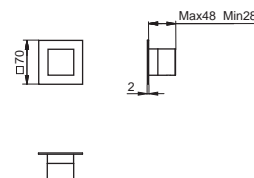
**EST-42340**



**SET ESTERNO PER RUBINETTO D'ARRESTO AD INCASSO**

EXTERNAL SET FOR CONCEALED STOPCOCK  
SET EXTERNE POUR ROBINET D'ARRET ENCASTRÉ

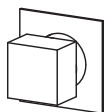
**FIN.**  
C  
NO|BI  
RO|GO|NS|TU  
OR|OS|NE



PER/FOR/POUR  
INC-340

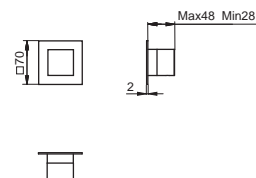
## ■ QUADRO

### EST-42345



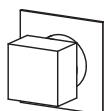
**SET ESTERNO PER DEVIATORE DA INCASSO 2 VIE**  
 EXTERNAL SET FOR CONCEALED 2 WAYS DIVERTER  
 SET EXTERNE POUR INVERSEUR ENCASTRÉ 2 VOIES

**FIN.**  
 C  
 NO|BI  
 RO|GO|NS|TU  
 OR|OS|NE



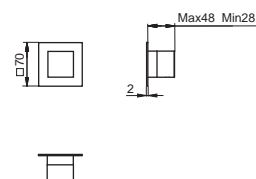
PER/FOR/POUR  
**INC-345**

### EST-42346



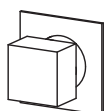
**SET ESTERNO PER DEVIATORE DA INCASSO 3 VIE**  
 EXTERNAL SET FOR CONCEALED 3 WAYS DIVERTER  
 SET EXTERNE POUR INVERSEUR ENCASTRÉ 3 VOIES

**FIN.**  
 C  
 NO|BI  
 RO|GO|NS|TU  
 OR|OS|NE



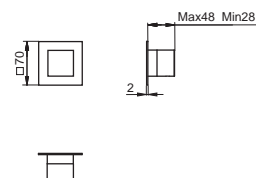
PER/FOR/POUR  
**INC-346**

### EST-42347



**SET ESTERNO PER DEVIATORE DA INCASSO 4 VIE**  
 EXTERNAL SET FOR CONCEALED 4 WAYS DIVERTER  
 SET EXTERNE POUR INVERSEUR ENCASTRÉ 4 VOIES

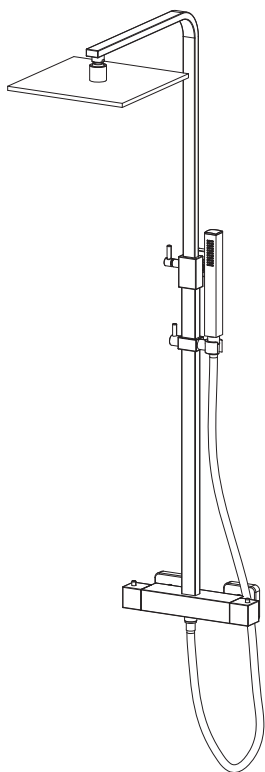
**FIN.**  
 C  
 NO|BI  
 RO|GO|NS|TU  
 OR|OS|NE



PER/FOR/POUR  
**INC-347**

## ■ QUADRO

**244220**

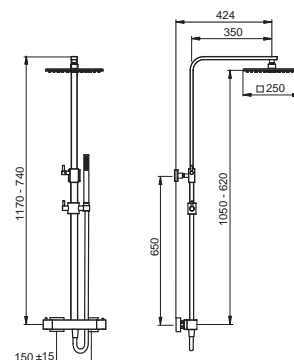


**COLONNA DOCCIA TELESCOPICA QUADRATA CON MISCELATORE TERMOSTATICO, DEVIATORE A 2 VIE, ACCESSORI E SOFFIONE IN OTTONE**

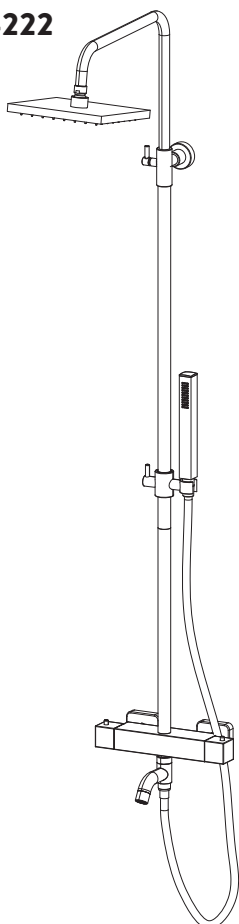
TELESCOPIC SQUARED SHOWER COLUMN WITH THERMOSTATIC MIXER, 2 WAYS DIVERTER, BRASS ACCESSORIES AND SHOWER HEAD

COLONNE DE DOUCHE TÉLESCOPIQUE CARRÉE AVEC MITIGEUR THERMOSTATIQUE, INVERSEUR 2 SORTIES, ACCESSOIRES ET POMME DE DOUCHE EN LAITON

**FIN.**  
 C  
 NO|BI  
 RO|GO|NS|TU  
 OR|OS|NE



**244222**

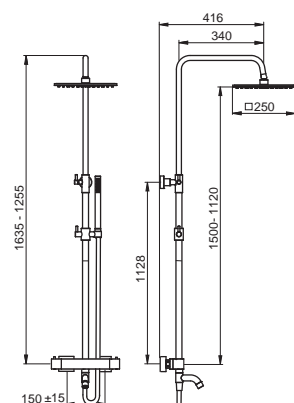


**COLONNA DOCCIA TELESCOPICA QUADRATA CON TUBO TONDO, MISCELATORE TERMOSTATICO, DEVIATORE A 2 VIE, ACCESSORI E SOFFIONE IN OTTONE, BOCCA DEVIATRICE PER VASCA**

TELESCOPIC SQUARED SHOWER COLUMN WITH ROUND TUBE, THERMOSTATIC MIXER, 2 WAYS DIVERTER, BRASS ACCESSORIES AND SHOWER HEAD, DIVERTED BATH SPOUT

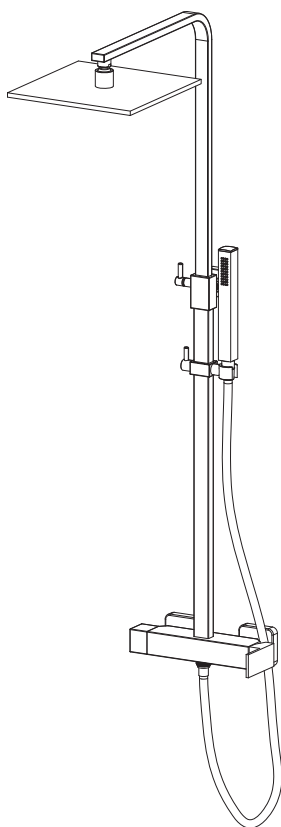
COLONNE DE DOUCHE TÉLESCOPIQUE CARRÉE AVEC TUBE ROND, MITIGEUR THERMOSTATIQUE, INVERSEUR 2 SORTIES, ACCESSOIRES ET POMME DE DOUCHE EN LAITON, BÈC INVERSEUR POUR BAIGNOIRE

**FIN.**  
 C  
 NO|BI  
 RO|GO|NS|TU  
 OR|OS|NE



## ■ QUADRO

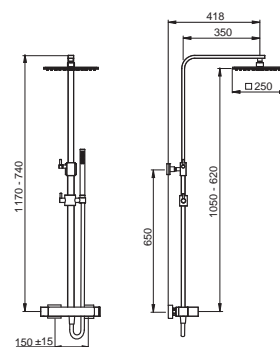
244210



**COLONNA DOCCIA TELESCOPICA QUADRATA CON MISCELATORE, DEVIATORE A 2 VIE, ACCESSORI E SOFFIONE IN OTTONE.**

TELESCOPIC SQUARED SHOWER COLUMN WITH MIXER, 2 WAYS DIVERTER, BRASS ACCESSORIES AND SHOWER HEAD

COLONNE DE DOUCHE TÉLESCOPIQUE CARRÉE AVEC MITIGEUR, INVERSEUR 2 SORTIES, ACCESSOIRES ET POMME DE DOUCHE EN LAITON

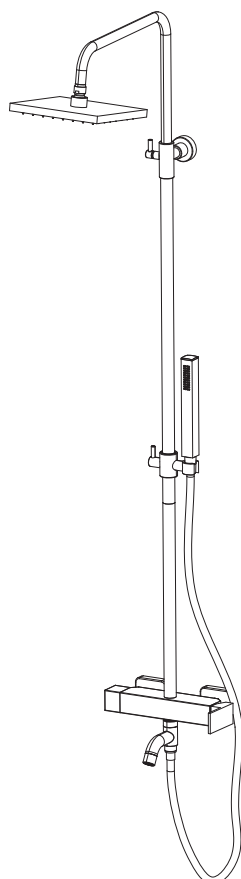


FIN.

C  
NO|BI  
RO|GO|NS|TU  
OR|OS|NE



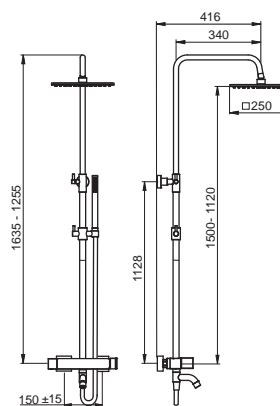
244212



**COLONNA DOCCIA TELESCOPICA QUADRATA CON TUBO TONDO, MISCELATORE, DEVIATORE A 2 VIE, ACCESSORI E SOFFIONE IN OTTONE, BOCCA DEVIATRICE PER VASCA**

TELESCOPIC SQUARED SHOWER COLUMN WITH ROUND TUBE, MIXER, 2 WAYS DIVERTER, BRASS ACCESSORIES AND SHOWER HEAD, DIVERTED BATH SPOUT

COLONNE DE DOUCHE TÉLESCOPIQUE CARRÉE AVEC TUBE ROND, MITIGEUR, INVERSEUR 2 SORTIES, ACCESSOIRES ET POMME DE DOUCHE EN LAITON, BEC INVERSEUR POUR BAIGNOIRE



FIN.

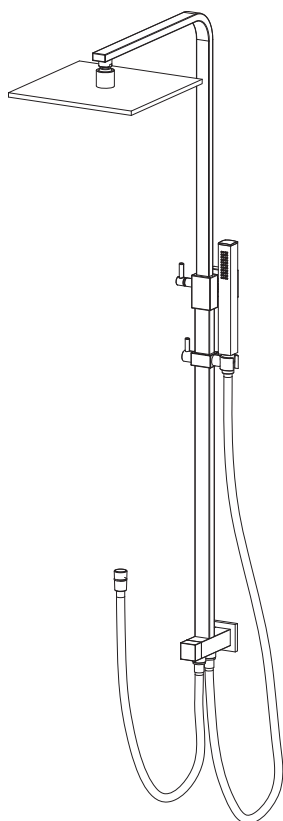
C  
NO|BI  
RO|GO|NS|TU  
OR|OS|NE





## ■ QUADRO

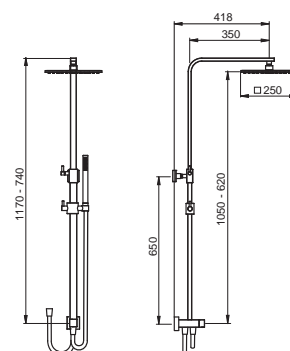
**244200**



**COLONNA DOCCIA TELESCOPICA QUADRATA  
 SENZA MISCELATORE, CON DEVIATORE A 2 VIE,  
 ACCESSORI E SOFFIONE IN OTTONE**

TELESCOPIC SQUARED SHOWER COLUMN  
 WITHOUT MIXER, WITH 2 WAYS DIVERTER, BRASS  
 ACCESSORIES AND SHOWER HEAD

COLONNE DE DOUCHE TÉLESCOPIQUE CARRÉE  
 SANS MITIGEUR, AVEC INVERSEUR 2 SORTIES,  
 ACCESSOIRES ET POMME DE DOUCHE EN LAITON

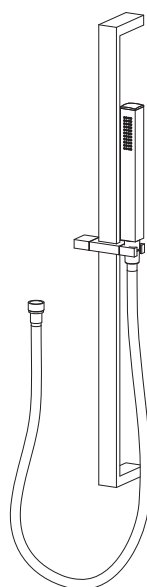


**FIN.**

C  
 NO|BI  
 RO|GO|NS|TU  
 OR|OS|NE



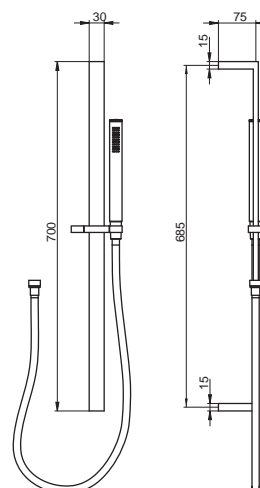
**S203**



**SALISCENDI MINIMALE QUADRATO IN OTTONE  
 CON ACCESSORI**

MINIMAL SQUARED BRASS SHOWER SLIDING BAR  
 WITH ACCESSORIES

BARRE DE DOUCHE MINIMAL CARRÉE EN LAITON  
 AVEC ACCESSORIES



**FIN.**


C  
 NO|BI  
 RO|GO|NS|TU  
 OR|OS|NE







Finiture - Finishes - Finitions



COLLEZIONE PROGETTO DESIGN

## STILO

Viviamo in mezzo a tante cose belle e a tanti stimoli: l'architetto è la persona adatta per coglierli e trasformarli in una bellissima realtà nuova, funzionale e coordinata.

We live in the midst of many beautiful things and many stimuli: the architect is the right person to grasp them and transform into a beautiful new, functional and coordinated reality.

Nous vivons au milieu de beaucoup de belles choses et de nombreux stimuli: l'architecte est la bonne personne pour les saisir et les transformer en une belle réalité nouvelle, fonctionnelle et coordonnée.

*Umberto Carlos Calloni*



































■ **STILO**

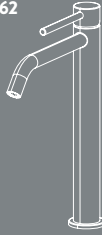
28410  
 28411  
 28412



28430  
 28432



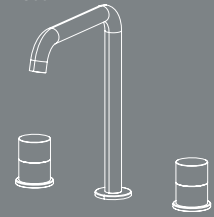
28460  
 28462



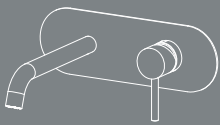
28470  
 28472



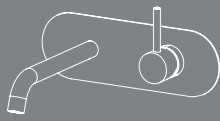
28550  
 28552



EST-28350  
 EST-28352



EST-28350-180  
 EST-28352-180



EST-28360  
 EST-28362



EST-28360-180  
 EST-28362-180



EST-28380  
 EST-28382



EST-28380-DX  
 EST-28382-DX



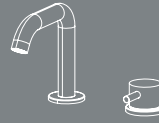
EST-28380-SX  
 EST-28382-SX



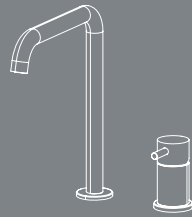
28480  
 28482



28580  
 28582



28490  
 28492



28590  
 28592



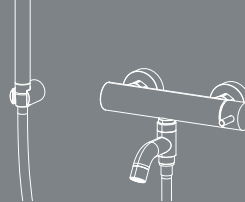
28330  
 28332




28510  
 28511  
 28512



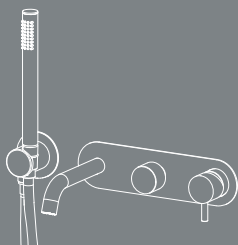
28100



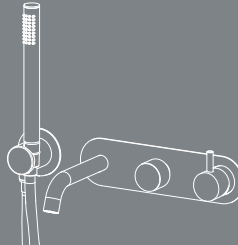
141028



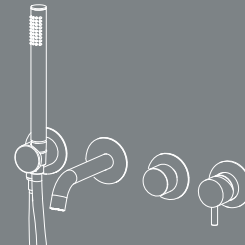
EST-28150  
 EST-28160



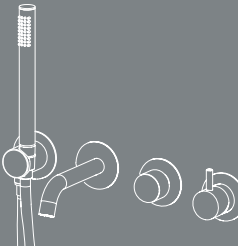
EST-28150-180  
 EST-28160-180



EST-28155  
 EST-28165



EST-28155-180  
 EST-28165-180



121428



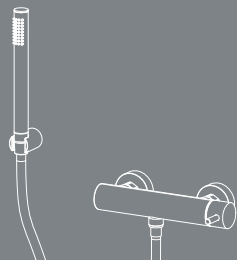
122228



28300

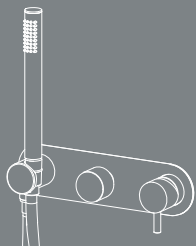


28310

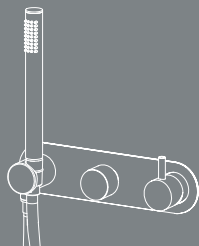


■ **STILO**

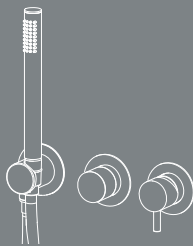
EST-28220  
 EST-28240




EST-28220-180  
 EST-28240-180



EST-28225  
 EST-28245



EST-28225-180  
 EST-28245-180



EST-28250



EST-28200  
 EST-28230



162840



EST-28258  
 EST-28208  
 EST-28238



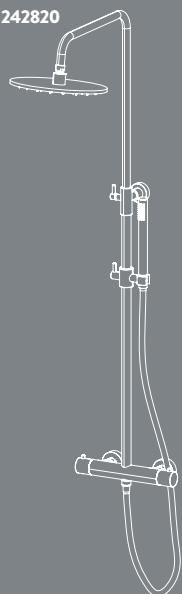
082831  
 082841



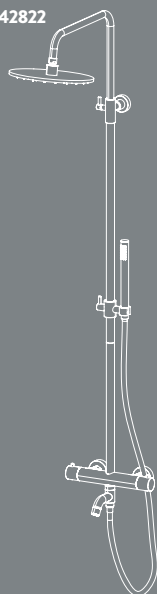
EST-28340  
 EST-28345  
 EST-28346  
 EST-28347



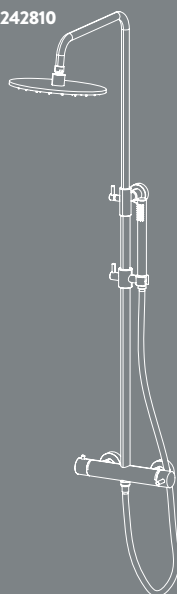
242820



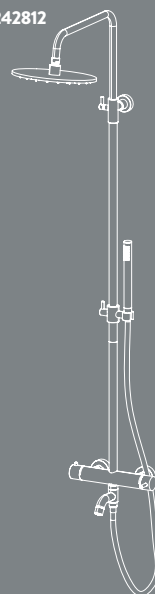
242822



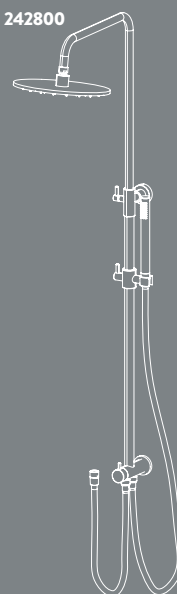
242810



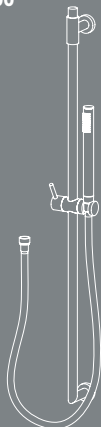
242812



242800

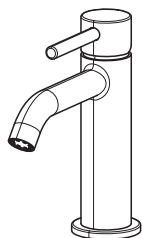


S200



■ **STILO**

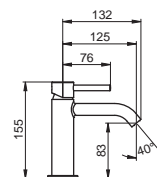
**28410**



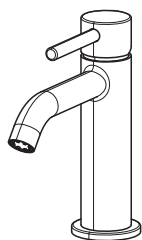
**MISCELATORE MONOCOMANDO PER LAVABO SENZA SCARICO**

WASH-BASIN MIXER WITHOUT WASTE  
 MITIGEUR POUR LAVABO SANS VIDAGE

**FIN.**  
 C  
 NO | BI  
 OO | RO | GO | BR | RA | NS | TU  
 OR | OS | NE



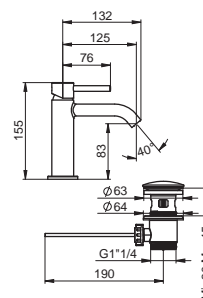
**28411**



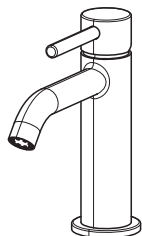
**MISCELATORE MONOCOMANDO PER LAVABO CON SCARICO AUTOMATICO DA 1"1/4**

WASH-BASIN MIXER WITH 1"1/4 POP-UP WASTE  
 MITIGEUR POUR LAVABO AVEC VIDAGE 1"1/4 À TIRETTE

**FIN.**  
 C  
 NO | BI  
 OO | RO | GO | BR | RA | NS | TU  
 OR | OS | NE



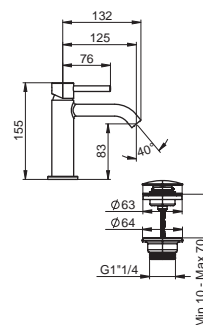
**28412**



**MISCELATORE MONOCOMANDO PER LAVABO CON SCARICO CLICK CLACK DA 1"1/4**

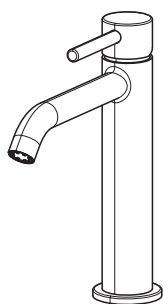
WASH-BASIN MIXER WITH 1"1/4 CLICK CLACK WASTE  
 MITIGEUR POUR LAVABO AVEC VIDAGE CLICK CLACK 1"1/4

**FIN.**  
 C  
 NO | BI  
 OO | RO | GO | BR | RA | NS | TU



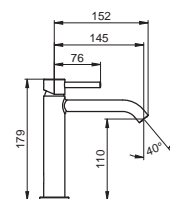

■ STILO

28430

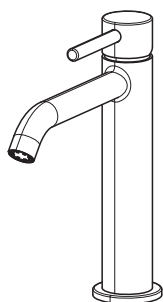


**MISCELATORE MONOCOMANDO PER LAVABO MEDIUM SENZA SCARICO**  
WASH-BASIN MIXER MEDIUM WITHOUT WASTE  
MITIGEUR POUR LAVABO MEDIUM SANS VIDAGE

**FIN.**  
C  
NO|BI  
OO|RO|GO|BR|RA|NS|TU  
OR|OS|NE

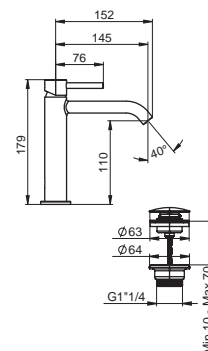


28432

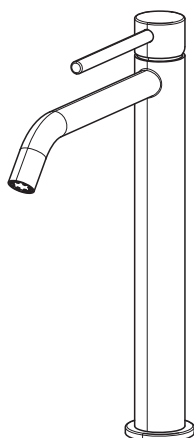


**MISCELATORE MONOCOMANDO PER LAVABO MEDIUM CON SCARICO CLICK CLACK DA 1 1/4**  
WASH-BASIN MIXER MEDIUM WITH 1 1/4 CLICK CLACK WASTE  
MITIGEUR POUR LAVABO MEDIUM AVEC VIDAGE CLICK CLACK 1 1/4

**FIN.**  
C  
NO|BI  
OO|RO|GO|BR|RA|NS|TU  
OR|OS|NE

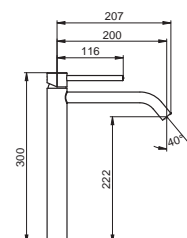
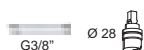


28460



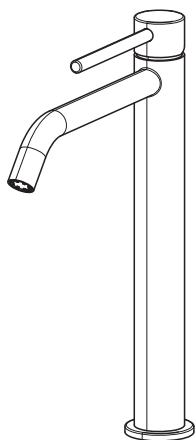
**MISCELATORE MONOCOMANDO PER LAVABO ALTO SENZA SCARICO**  
WASH-BASIN MIXER TALL WITHOUT WASTE  
MITIGEUR POUR LAVABO HAUTE SANS VIDAGE

**FIN.**  
C  
NO|BI  
OO|RO|GO|BR|RA|NS|TU  
OR|OS|NE



■ STILO

28462



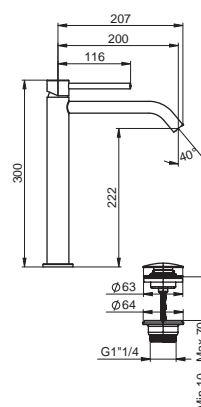
**MISCELATORE MONOCOMANDO PER LAVABO ALTO  
CON SCARICO CLICK CLACK DA 1"1/4**

WASH-BASIN MIXER TALL WITH 1"1/4 CLICK CLACK  
WASTE

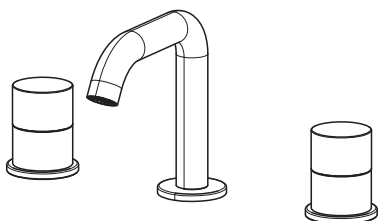
MITIGEUR POUR LAVABO HAUTE AVEC VIDAGE  
CLICK CLACK 1"1/4

FIN.

C  
NO|BI  
OO|RO|GO|BR|RA|NS|TU  
OR|OS|NE



28470



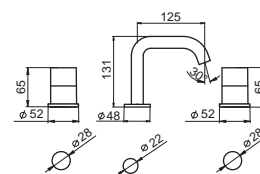
**MISCELATORE A DOPPIO COMANDO PER LAVABO  
SENZA SCARICO**

WASH-BASIN 2 HANDLES MIXER WITHOUT WASTE

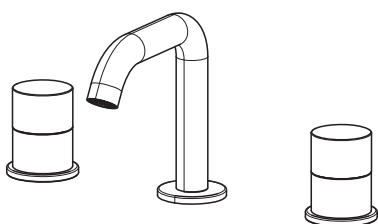
MELANGEUR POUR LAVABO SANS VIDAGE

FIN.

C  
NO|BI  
OO|RO|GO|BR|RA|NS|TU  
OR|OS|NE



28472



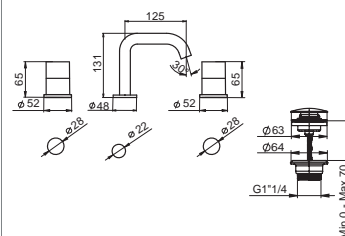
**MISCELATORE A DOPPIO COMANDO PER LAVABO  
CON SCARICO CLICK CLACK DA 1"1/4**

WASH-BASIN 2 HANDLES MIXER WITH 1"1/4 CLICK  
CLACK WASTE

MELANGEUR POUR LAVABO AVEC VIDAGE CLICK  
CLACK 1"1/4

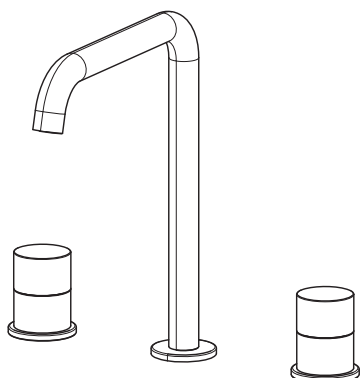
FIN.

C  
NO|BI  
OO|RO|GO|BR|RA|NS|TU  
OR|OS|NE



■ STILO

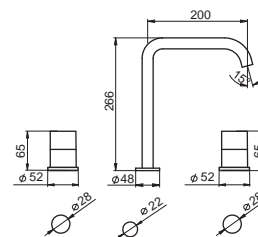
28550



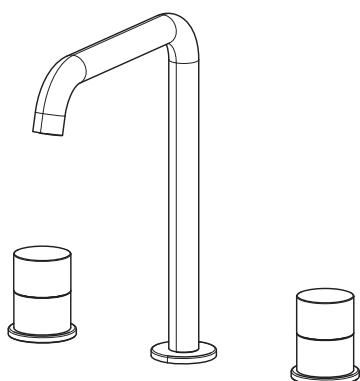
**MISCELATORE A DOPPIO COMANDO PER LAVABO SENZA SCARICO**

WASH-BASIN 2 HANDLES MIXER WITHOUT WASTE  
MELANGEUR POUR LAVABO SANS VIDAGE

**FIN.**  
C  
NO|BI  
OO|RO|GO|BR|RA|NS|TU  
OR|OS|NE



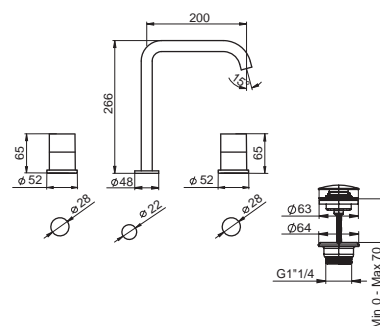
28552



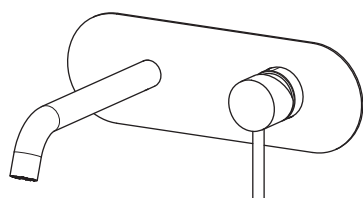
**MISCELATORE A DOPPIO COMANDO PER LAVABO CON SCARICO CLICK CLACK DA 1\"/>**

WASH-BASIN 2 HANDLES MIXER WITH 1\"/>

**FIN.**  
C  
NO|BI  
OO|RO|GO|BR|RA|NS|TU  
OR|OS|NE



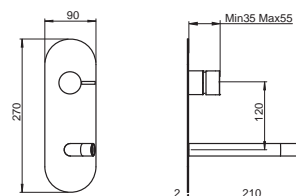
EST-28350



**SET ESTERNO PER MISCELATORE MONOCOMANDO PER LAVABO DA INCASSO A PARETE SENZA SCARICO**

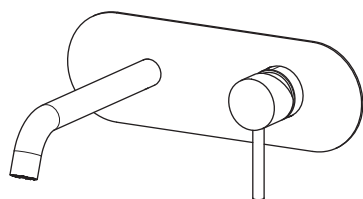
EXTERNAL SET FOR CONCEALED WASH-BASIN MIXER WITHOUT WASTE  
SET EXTERNE POUR MITIGEUR ENCASTRÉ POUR LAVABO SANS VIDAGE

**FIN.**  
C  
NO|BI  
OO|RO|GO|BR|RA|NS|TU  
OR|OS|NE



PER/FOR/POUR  
INC-350/360-BOX

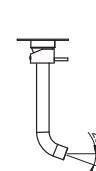
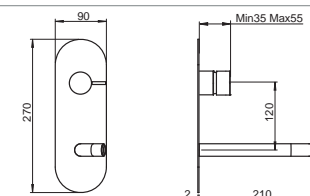
EST-28352



**SET ESTERNO PER MISCELATORE MONOCOMANDO PER LAVABO DA INCASSO A PARETE CON SCARICO CLICK CLACK DA 1\"/>**

EXTERNAL SET FOR CONCEALED WASH-BASIN MIXER WITH 1\"/>

**FIN.**  
C  
NO|BI  
OO|RO|GO|BR|RA|NS|TU  
OR|OS|NE

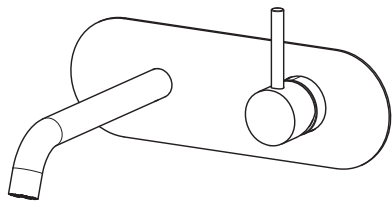


PER/FOR/POUR  
INC-350/360-BOX



■ STILO

**EST-28350-180**



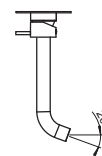
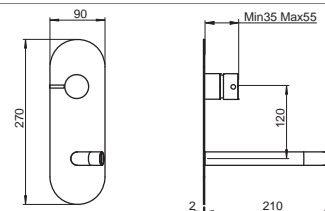
**SET ESTERNO PER MISCELATORE MONOCOMANDO PER LAVABO DA INCASSO A PARETE SENZA SCARICO**

EXTERNAL SET FOR CONCEALED WASH-BASIN MIXER WITHOUT WASTE

SET EXTERNE POUR MITIGEUR ENCASTRÉ POUR LAVABO SANS VIDAGE

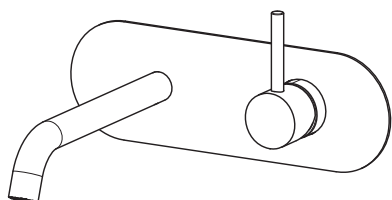
**FIN.**

C  
NO|BI  
OO|RO|GO|BR|RA|NS|TU  
OR|OS|NE



PER/FOR/POUR  
**INC-350/360-BOX-180**

**EST-28352-180**



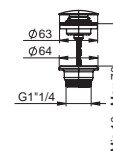
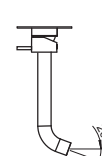
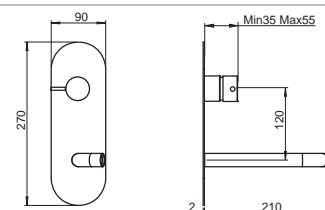
**SET ESTERNO PER MISCELATORE MONOCOMANDO PER LAVABO DA INCASSO A PARETE CON SCARICO CLICK CLACK DA 1"1/4**

EXTERNAL SET FOR CONCEALED WASH-BASIN MIXER WITH 1"1/4 CLICK CLACK WASTE

SET EXTERNE POUR MITIGEUR ENCASTRÉ POUR LAVABO AVEC VIDAGE CLICK CLACK 1"1/4

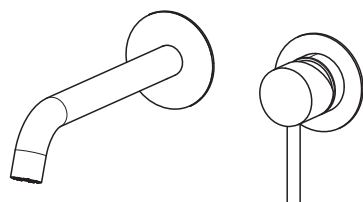
**FIN.**

C  
NO|BI  
OO|RO|GO|BR|RA|NS|TU  
OR|OS|NE



PER/FOR/POUR  
**INC-350/360-BOX-180**

**EST-28360**



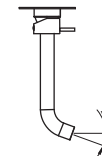
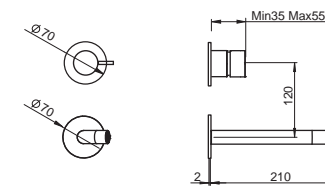
**SET ESTERNO PER MISCELATORE PER LAVABO DA INCASSO A PARETE SENZA SCARICO**

EXTERNAL SET FOR CONCEALED WASH-BASIN MIXER WITHOUT WASTE

SET EXTERNE POUR MITIGEUR ENCASTRÉ POUR LAVABO SANS VIDAGE

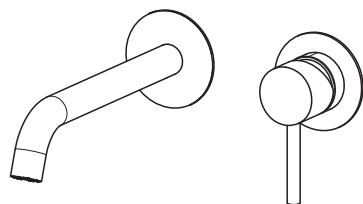
**FIN.**

C  
NO|BI  
OO|RO|GO|BR|RA|NS|TU  
OR|OS|NE



PER/FOR/POUR  
**INC-350/360-BOX**

**EST-28362**



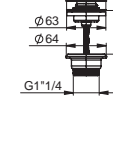
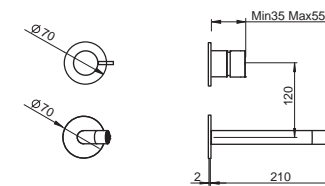
**SET ESTERNO PER MISCELATORE PER LAVABO DA INCASSO A PARETE CON SCARICO CLICK CLACK DA 1"1/4**

EXTERNAL SET FOR CONCEALED WASH-BASIN MIXER 1"1/4 CLICK CLACK WASTE

SET EXTERNE POUR MITIGEUR ENCASTRÉ POUR LAVABO AVEC VIDAGE CLICK CLACK 1"1/4

**FIN.**

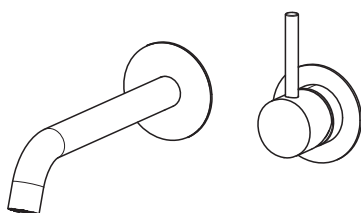
C  
NO|BI  
OO|RO|GO|BR|RA|NS|TU  
OR|OS|NE



PER/FOR/POUR  
**INC-350/360-BOX**

■ STILO

**EST-28360-180**



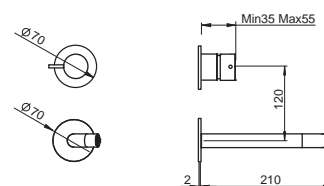
**SET ESTERNO PER MISCELATORE PER LAVABO DA INCASSO A PARETE SENZA SCARICO**

EXTERNAL SET FOR CONCEALED WASH-BASIN MIXER WITHOUT WASTE

SET EXTERNE POUR MITIGEUR ENCASTRÉ POUR LAVABO SANS VIDAGE

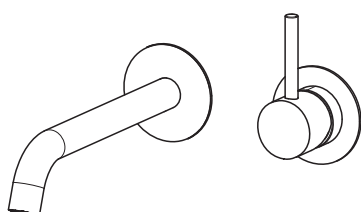
**FIN.**

C  
NO|BI  
OO|RO|GO|BR|RA|NS|TU  
OR|OS|NE



PER/FOR/POUR  
**INC-350/360-BOX-180**

**EST-28362-180**



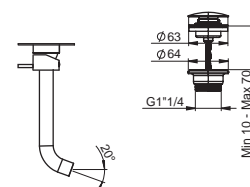
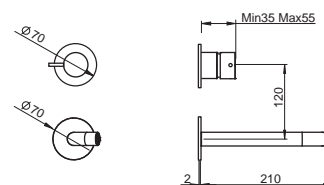
**SET ESTERNO PER MISCELATORE PER LAVABO DA INCASSO A PARETE CON SCARICO CLICK CLACK DA 1"1/4**

EXTERNAL SET FOR CONCEALED WASH-BASIN MIXER WITH 1"1/4 CLICK CLACK WASTE

SET EXTERNE POUR MITIGEUR ENCASTRÉ POUR LAVABO AVEC VIDAGE CLICK CLAK 1"1/4

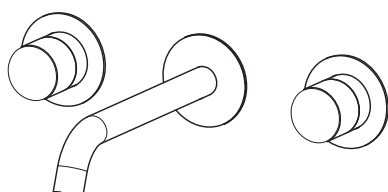
**FIN.**

C  
NO|BI  
OO|RO|GO|BR|RA|NS|TU  
OR|OS|NE



PER/FOR/POUR  
**INC-350/360-BOX-180**

**EST-28380**



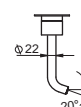
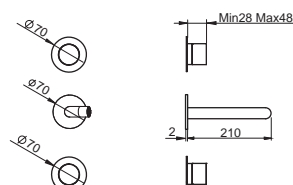
**SET ESTERNO PER MISCELATORE A DOPPIO COMANDO PER LAVABO DA INCASSO A PARETE SENZA SCARICO**

EXTERNAL SET FOR CONCEALED 2 HANDLES WASH-BASIN MIXER WITHOUT WASTE

SET EXTERNE POUR MELANGEUR ENCASTRÉ POUR LAVABO SANS VIDAGE

**FIN.**

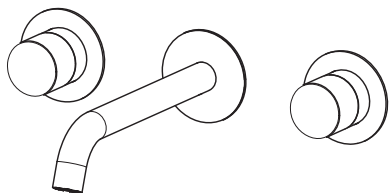
C  
NO|BI  
OO|RO|GO|BR|RA|NS|TU  
OR|OS|NE



PER/FOR/POUR  
**INC-380**

■ STILO

**EST-28382**



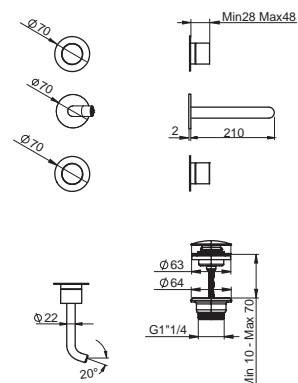
**SET ESTERNO PER MISCELATORE A DOPPIO  
COMANDO PER LAVABO DA INCASSO A PARETE  
CON SCARICO CLICK CLACK DA 1"1/4**

EXTERNAL SET FOR CONCEALED 2 HANDLES WASH-  
BASIN MIXER WITH 1"1/4 CLICK CLACK WASTE

SET EXTERNE POUR MELANGEUR ENCASTRÉ POUR  
LAVABO AVEC VIDAGE CLICK CLACK 1"1/4

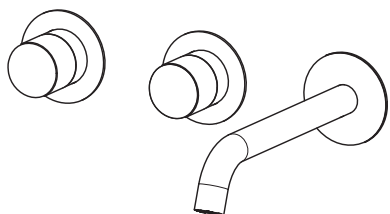
**FIN.**

C  
NO|BI  
OO|RO|GO|BR|RA|NS|TU  
OR|OS|NE



PER/FOR/POUR  
**INC-380**

**EST-28380-DX**



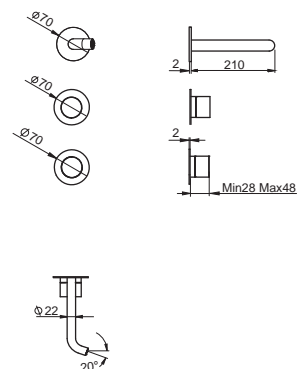
**SET ESTERNO PER MISCELATORE A DOPPIO  
COMANDO PER LAVABO DA INCASSO A PARETE  
SENZA SCARICO CON BOCCA A DESTRA**

EXTERNAL SET FOR CONCEALED 2 HANDLES WASH-  
BASIN MIXER WITOUT WASTE WITH RIGHT SIDE  
SPOUT

SET EXTERNE POUR MELANGEUR ENCASTRÉ POUR  
LAVABO SANS VIDAGE AVEC BEC À DROITE

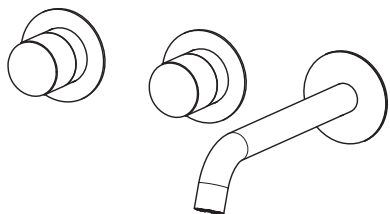
**FIN.**

C  
NO|BI  
OO|RO|GO|BR|RA|NS|TU  
OR|OS|NE



PER/FOR/POUR  
**INC-380-DX**

**EST-28382-DX**



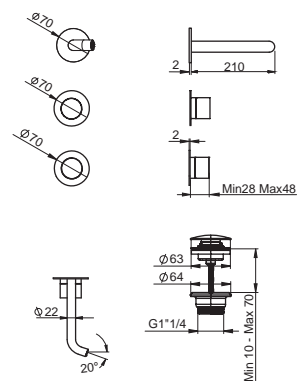
**SET ESTERNO PER MISCELATORE A DOPPIO  
COMANDO PER LAVABO DA INCASSO A PARETE  
CON SCARICO CLICK CLACK DA 1"1/4 CON BOCCA  
A DESTRA**

EXTERNAL SET FOR CONCEALED 2 HANDLES WASH-  
BASIN MIXER WITH 1"1/4 CLICK CLACK WASTE WITH  
RIGHT SIDE SPOUT

SET EXTERNE POUR MELANGEUR ENCASTRÉ POUR  
LAVABO AVEC VIDAGE CLICK CLACK 1"1/4 AVEC BEC  
À DROITE

**FIN.**

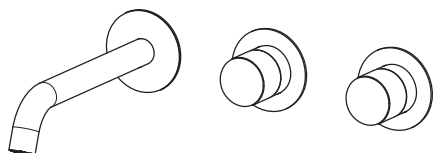
C  
NO|BI  
OO|RO|GO|BR|RA|NS|TU  
OR|OS|NE



PER/FOR/POUR  
**INC-380-DX**

■ STILO

**EST-28380-SX**

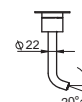
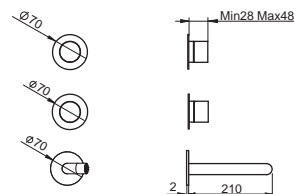


**SET ESTERNO PER MISCELATORE A DOPPIO  
COMANDO PER LAVABO DA INCASSO A PARETE  
SENZA SCARICO CON BOCCA A SINISTRA**

EXTERNAL SET FOR CONCEALED 2 HANDLES WASH-  
BASIN MIXER WITHOUT WASTE WITH LEFT SIDE SPOUT

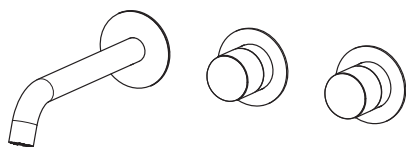
SET EXTERNE POUR MELANGEUR ENCASTRÉ POUR  
LAVABO SANS VIDAGE AVEC BEC À GAUCHE

**FIN.**  
C  
NO|BI  
OO|RO|GO|BR|RA|NS|TU  
OR|OS|NE



PER/FOR/POUR  
**INC-380-SX**

**EST-28382-SX**

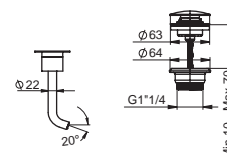
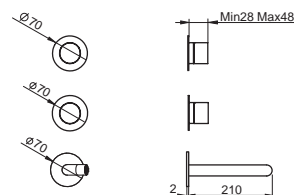


**SET ESTERNO PER MISCELATORE A DOPPIO  
COMANDO PER LAVABO DA INCASSO A PARETE  
CON SCARICO CLICK CLACK DA 1"1/4 CON BOCCA  
A SINISTRA**

EXTERNAL SET FOR CONCEALED 2 HANDLES WASH-  
BASIN MIXER WITH 1"1/4 CLICK CLACK WASTE WITH  
LEFT SIDE SPOUT

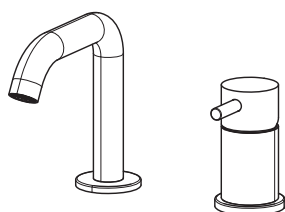
SET EXTERNE POUR MELANGEUR ENCASTRÉ POUR  
LAVABO AVEC VIDAGE CLICK CLACK 1"1/4 AVEC BEC  
À GAUCHE

**FIN.**  
C  
NO|BI  
OO|RO|GO|BR|RA|NS|TU  
OR|OS|NE



PER/FOR/POUR  
**INC-380-SX**

**28480**

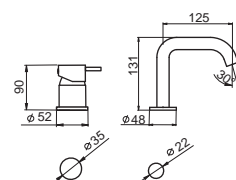


**MISCELATORE MONOCOMANDO PER LAVABO CON  
COMANDO REMOTO SENZA SCARICO**

WASH-BASIN MIXER WITH REMOTE CONTROL  
WITHOUT WASTE

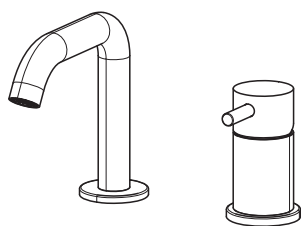
MITIGEUR POUR LAVABO AVEC CONTROLE  
LATÉRAL SANS VIDAGE

**FIN.**  
C  
NO|BI  
OO|RO|GO|BR|RA|NS|TU  
OR|OS|NE



■ STILO

28482



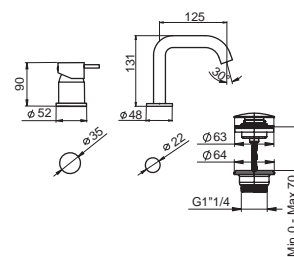
**MISCELATORE MONOCOMANDO PER LAVABO CON COMANDO REMOTO CON SCARICO CLICK CLACK DA 1"1/4**

WASH-BASIN MIXER WITH REMOTE CONTROL WITH 1"1/4 CLICK CLACK WASTE

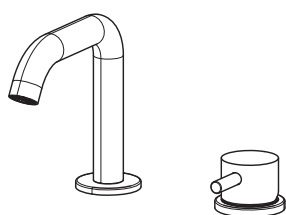
MITIGEUR POUR LAVABO AVEC CONTROLE LATÉRAL AVEC VIDAGE CLICK CLACK 1"1/4

**FIN.**

C  
NO|BI  
OO|RO|GO|BR|RA|NS|TU  
OR|OS|NE



28580



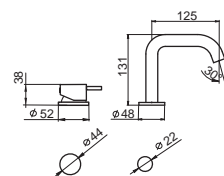
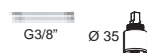
**MISCELATORE MONOCOMANDO PER LAVABO CON COMANDO REMOTO SENZA SCARICO**

WASH-BASIN MIXER WITH REMOTE CONTROL WITHOUT WASTE

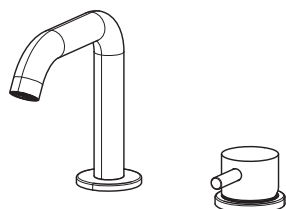
MITIGEUR POUR LAVABO AVEC CONTROLE LATÉRAL SANS VIDAGE

**FIN.**

C  
NO|BI  
OO|RO|GO|BR|RA|NS|TU  
OR|OS|NE



28582



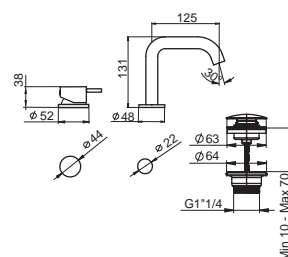
**MISCELATORE MONOCOMANDO PER LAVABO CON COMANDO REMOTO CON SCARICO CLICK CLACK DA 1"1/4**

WASH-BASIN MIXER WITH REMOTE CONTROL AND 1"1/4 CLICK CLACK WASTE

MITIGEUR POUR LAVABO AVEC CONTROLE LATÉRAL AVEC VIDAGE CLICK CLACK 1"1/4

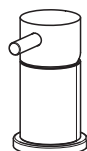
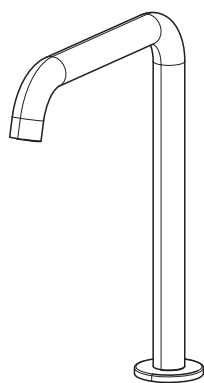
**FIN.**

C  
NO|BI  
OO|RO|GO|BR|RA|NS|TU  
OR|OS|NE



■ STILO

28490



**MISCELATORE MONOCOMANDO PER LAVABO ALTO  
CON COMANDO REMOTO SENZA SCARICO**

WASH-BASIN MIXER TALL WITH REMOTE CONTROL  
WITHOUT WASTE

MITIGEUR POUR LAVABO HAUTE AVEC CONTROLE  
LATÉRAL SANS VIDAGE

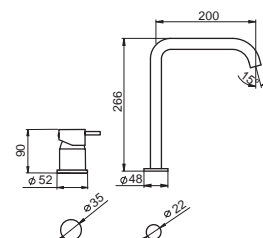
FIN.

C

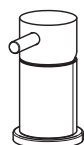
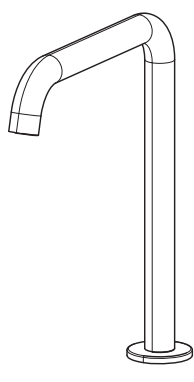
NO | BI

OO | RO | GO | BR | RA | NS | TU

OR | OS | NE



28492



**MISCELATORE MONOCOMANDO PER LAVABO ALTO  
CON COMANDO REMOTO CON SCARICO  
CLICK CLACK DA 1"1/4**

WASH-BASIN MIXER TALL WITH REMOTE CONTROL  
WITH 1"1/4 CLICK CLACK WASTE

MITIGEUR POUR LAVABO HAUTE AVEC CONTROLE  
LATÉRAL AVEC VIDAGE CLICK CLACK 1"1/4

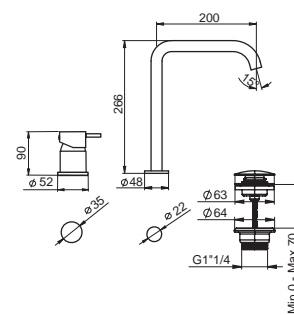
FIN.

C

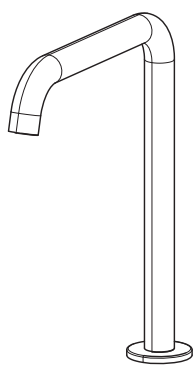
NO | BI

OO | RO | GO | BR | RA | NS | TU

OR | OS | NE



28590



**MISCELATORE MONOCOMANDO PER LAVABO ALTO  
CON COMANDO REMOTO SENZA SCARICO**

WASH-BASIN MIXER TALL WITH REMOTE CONTROL  
WITHOUT WASTE

MITIGEUR POUR LAVABO HAUTE AVEC CONTROLE  
LATÉRAL SANS VIDAGE

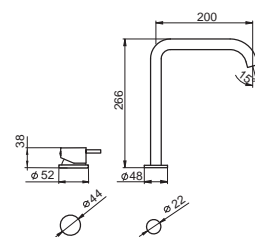
FIN.

C

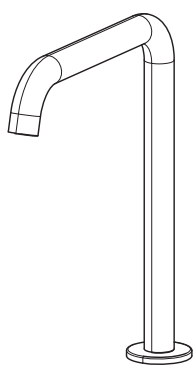
NO | BI

OO | RO | GO | BR | RA | NS | TU

OR | OS | NE



28592



**MISCELATORE MONOCOMANDO PER LAVABO ALTO  
CON COMANDO REMOTO CON SCARICO  
CLICK CLACK DA 1"1/4**

WASH-BASIN MIXER TALL WITH REMOTE CONTROL  
AND 1"1/4 CLICK CLACK WASTE

MITIGEUR POUR LAVABO HAUTE AVEC CONTROLE  
LATÉRAL AVEC VIDAGE CLICK CLACK 1"1/4

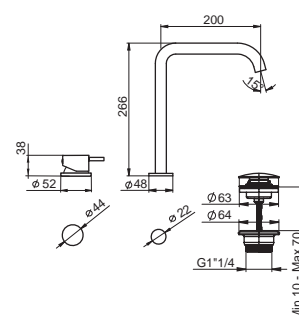
FIN.

C

NO | BI

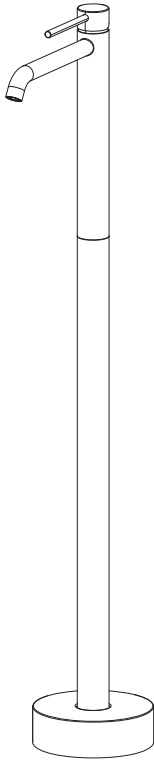
OO | RO | GO | BR | RA | NS | TU

OR | OS | NE



■ **STILO**

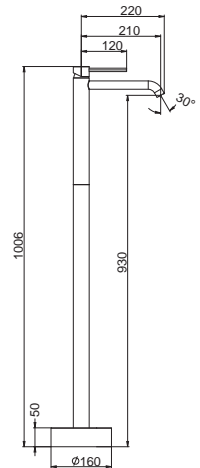
**28330**



**MISCELATORE MONOCOMANDO PER LAVABO A PAVIMENTO SENZA SCARICO**

FLOOR MOUNTED WASH-BASIN MIXER WITHOUT WASTE

MITIGEUR POUR LAVABO SUR PIED SANS VIDAGE

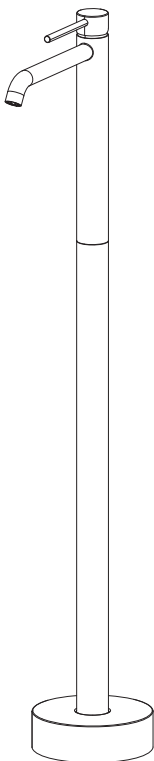


**FIN.**

C  
 NO|BI  
 OO|RO|GO|BR|RA|NS|TU  
 OR|OS|NE



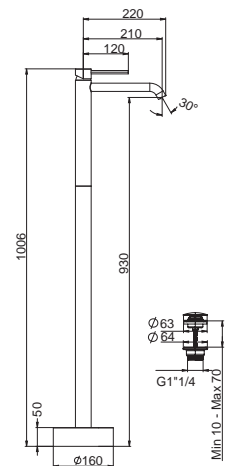
**28332**



**MISCELATORE MONOCOMANDO PER LAVABO A PAVIMENTO CON SCARICO CLICK CLACK DA 1"1/4**

FLOOR MOUNTED WASH-BASIN MIXER WITH 1"1/4 CLICK CLACK WASTE

MITIGEUR POUR LAVABO SUR PIED AVEC VIDAGE CLICK CLACK 1"1/4



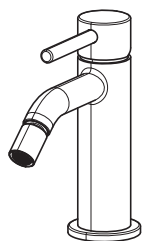
**FIN.**

C  
 NO|BI  
 OO|RO|GO|BR|RA|NS|TU  
 OR|OS|NE



■ **STILO**

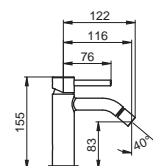
**28510**



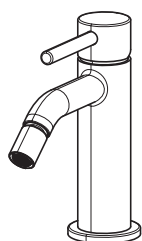
**MISCELATORE MONOCOMANDO PER BIDET SENZA SCARICO**

BIDET MIXER WITHOUT WASTE  
 MITIGEUR POUR BIDET SANS VIDAGE

**FIN.**  
 C  
 NO | BI  
 OO | RO | GO | BR | RA | NS | TU  
 OR | OS | NE



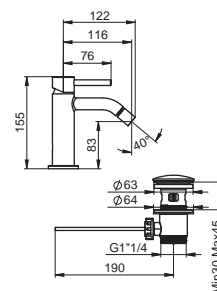
**28511**



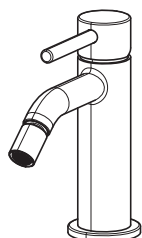
**MISCELATORE MONOCOMANDO PER BIDET CON SCARICO AUTOMATICO DA 1"1/4**

BIDET MIXER WITH 1"1/4 POP-UP WASTE  
 MITIGEUR POUR BIDET AVEC VIDAGE 1"1/4 À TIRETTE

**FIN.**  
 C  
 NO | BI  
 OO | RO | GO | BR | RA | NS | TU  
 OR | OS | NE



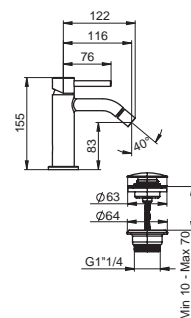
**28512**



**MISCELATORE MONOCOMANDO PER BIDET CON SCARICO CLICK CLACK DA 1"1/4**

BIDET MIXER WITH 1"1/4 CLICK CLACK WASTE  
 MITIGEUR POUR BIDET AVEC VIDAGE CLICK CLACK 1"1/4


**FIN.**  
 C  
 NO | BI  
 OO | RO | GO | BR | RA | NS | TU  
 OR | OS | NE





■ **STILO**

**28100**



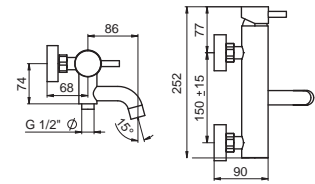
**MISCELATORE MONOCOMANDO PER VASCA ESTERNO CON FLESSIBILE E DOCCETTA**

EXTERNAL BATH MIXER WITH FLEXIBLE HOSE AND HAND SHOWER

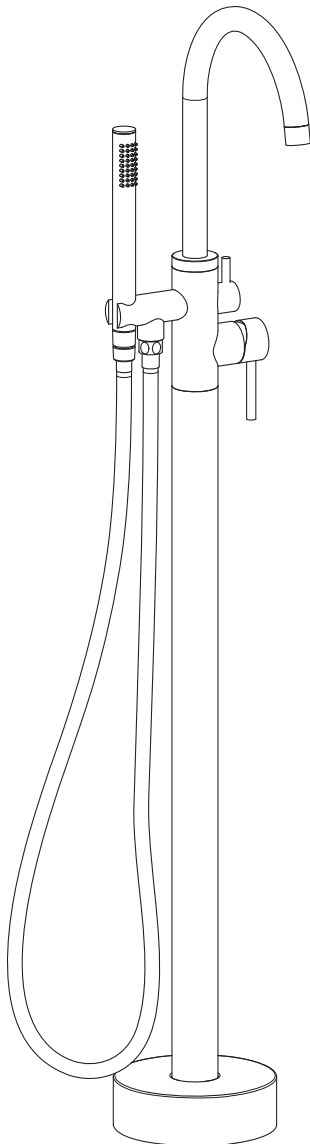
MITIGEUR BAIN DOUCHE EXTÉRIEUR AVEC FLEXIBLE ET DOUCHETTE

**FIN.**

C  
 NO|BI  
 OO|RO|GO|BR|RA|NS|TU  
 OR|OS|NE



**141028**



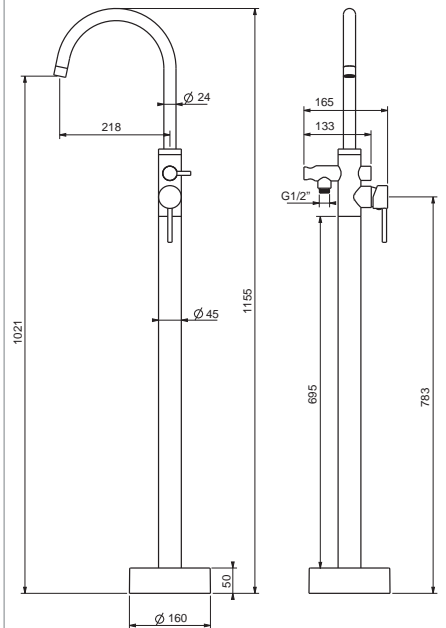
**MISCELATORE MONOCOMANDO PER VASCA A PAVIMENTO**

FLOOR MOUNTED BATH MIXER

MITIGEUR POUR BAIN SUR PIED

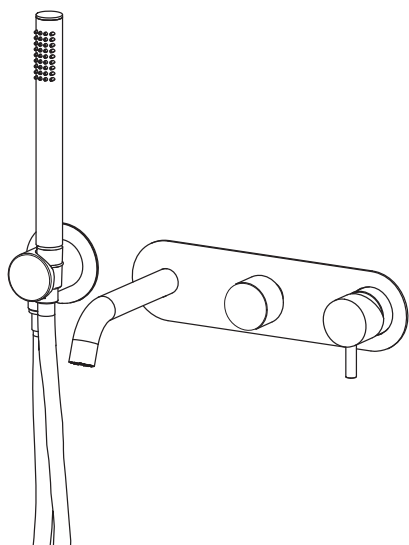
**FIN.**

C  
 NO|BI  
 OO|RO|GO|BR|RA|NS|TU  
 OR|OS|NE



■ STILO

**EST-28150**

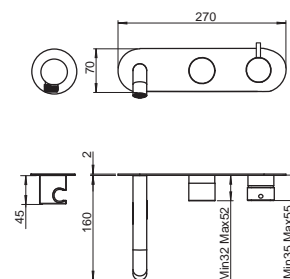


**SET ESTERNO PER MISCELATORE MONOCOMANDO  
PER VASCA INCASSO CON FLESSIBILE E DOCCETTA**

EXTERNAL SET FOR WALL BATH MIXER WITH  
FLEXIBLE HOSE AND HAND SHOWER

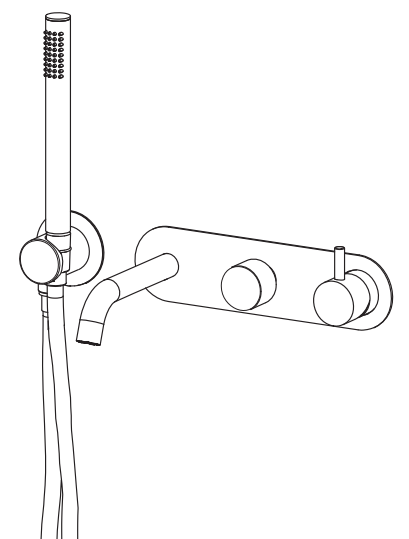
SET EXTERNE POUR MITIGEUR BAIN DOUCHE  
ENCASTRÉ

**FIN.**  
C  
NO|BI  
OO|RO|GO|BR|RA|NS|TU  
OR|OS|NE



PER/FOR/POUR  
INC-150/155

**EST-28150-180**

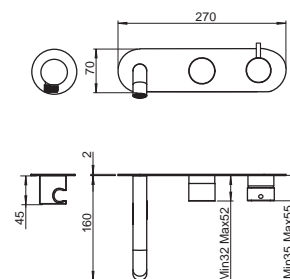


**SET ESTERNO PER MISCELATORE MONOCOMANDO  
PER VASCA INCASSO CON FLESSIBILE E DOCCETTA**

EXTERNAL SET FOR WALL BATH MIXER WITH  
FLEXIBLE HOSE AND HAND SHOWER

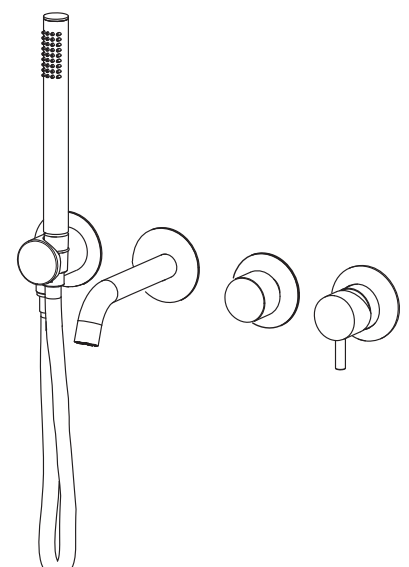
SET EXTERNE POUR MITIGEUR BAIN DOUCHE  
ENCASTRÉ

**FIN.**  
C  
NO|BI  
OO|RO|GO|BR|RA|NS|TU  
OR|OS|NE



PER/FOR/POUR  
INC-150/155-180

**EST-28155**

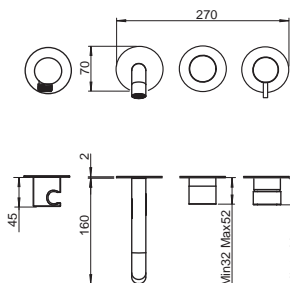


**SET ESTERNO PER MISCELATORE MONOCOMANDO  
PER VASCA INCASSO CON FLESSIBILE E DOCCETTA**

EXTERNAL SET FOR WALL BATH MIXER WITH  
FLEXIBLE HOSE AND HAND SHOWER

SET EXTERNE POUR MITIGEUR BAIN DOUCHE  
ENCASTRÉ

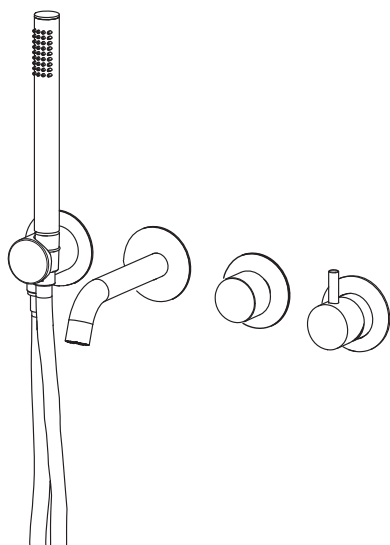
**FIN.**  
C  
NO|BI  
OO|RO|GO|BR|RA|NS|TU  
OR|OS|NE



PER/FOR/POUR  
INC-150/155

■ STILO

**EST-28155-180**



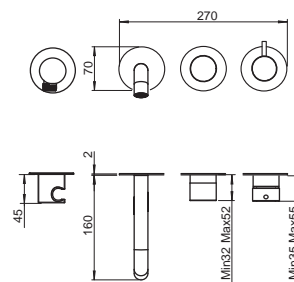
**SET ESTERNO PER MISCELATORE MONOCOMANDO  
PER VASCA INCASSO CON FLESSIBILE E DOCCETTA**

EXTERNAL SET FOR WALL BATH MIXER WITH  
FLEXIBLE HOSE AND HAND SHOWER

SET EXTERNE POUR MITIGEUR BAIN DOUCHE  
ENCASTRÉ

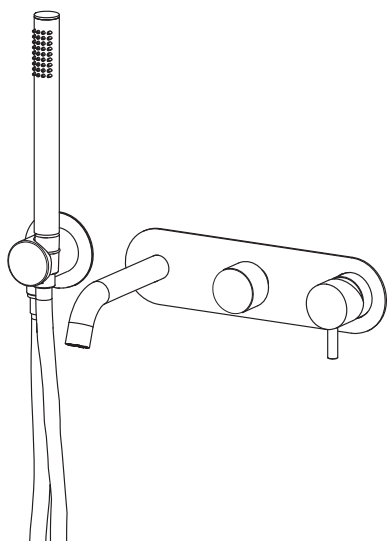
**FIN.**

C  
NO|BI  
OO|RO|GO|BR|RA|NS|TU  
OR|OS|NE



PER/FOR/POUR  
**INC-150/155-180**

**EST-28160**



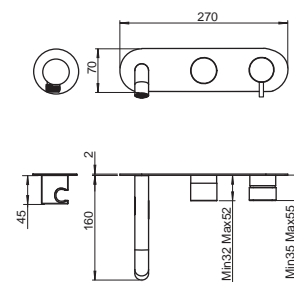
**SET ESTERNO PER MISCELATORE MONOCOMANDO  
PER VASCA INCASSO 3 VIE CON FLESSIBILE E  
DOCCETTA**

EXTERNAL SET FOR WALL 3 WAYS BATH MIXER WITH  
FLEXIBLE HOSE AND HAND SHOWER

SET EXTERNE POUR MITIGEUR BAIN DOUCHE  
ENCASTRÉ 3 SORTIES

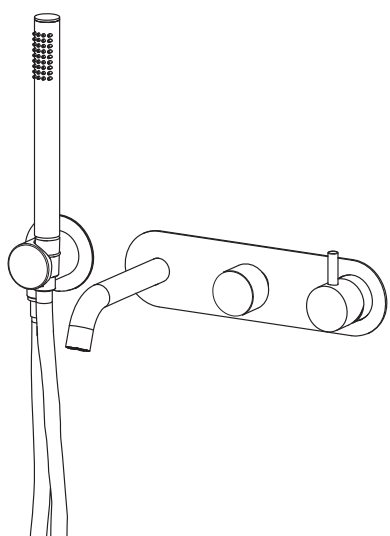
**FIN.**

C  
NO|BI  
OO|RO|GO|BR|RA|NS|TU  
OR|OS|NE



PER/FOR/POUR  
**INC-160/165**

**EST-28160-180**



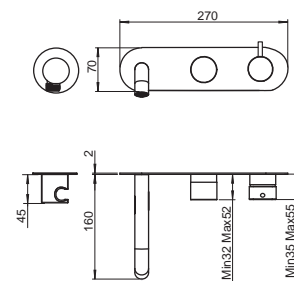
**SET ESTERNO PER MISCELATORE MONOCOMANDO  
PER VASCA INCASSO 3 VIE CON FLESSIBILE E  
DOCCETTA**

EXTERNAL SET FOR WALL 3 WAYS BATH MIXER WITH  
FLEXIBLE HOSE AND HAND SHOWER

SET EXTERNE POUR MITIGEUR BAIN DOUCHE  
ENCASTRÉ 3 SORTIES

**FIN.**

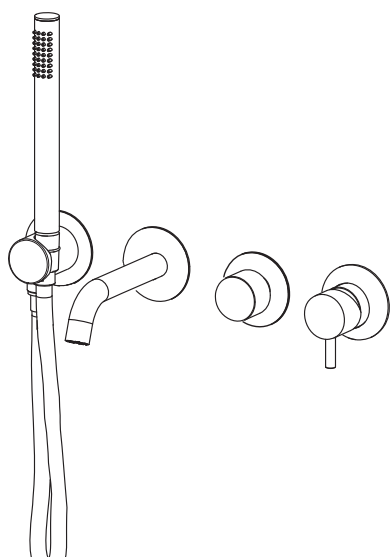
C  
NO|BI  
OO|RO|GO|BR|RA|NS|TU  
OR|OS|NE



PER/FOR/POUR  
**INC-160/165-180**

■ STILO

**EST-28165**



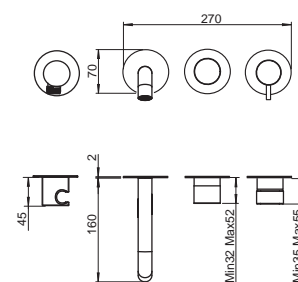
**SET ESTERNO PER MISCELATORE MONOCOMANDO  
PER VASCA INCASSO 3 VIE CON FLESSIBILE E  
DOCCETTA**

EXTERNAL SET FOR WALL 3 WAYS BATH MIXER WITH  
FLEXIBLE HOSE AND HAND SHOWER

SET EXTERNE POUR MITIGEUR BAIN DOUCHE  
ENCASTRÉ 3 SORTIES

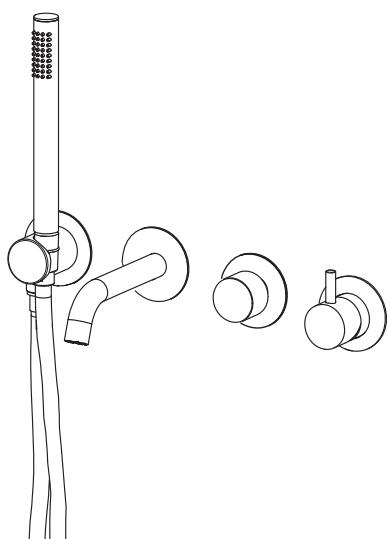
**FIN.**

C  
NO|BI  
OO|RO|GO|BR|RA|NS|TU  
OR|OS|NE



PER/FOR/POUR  
INC-160/165

**EST-28165-180**



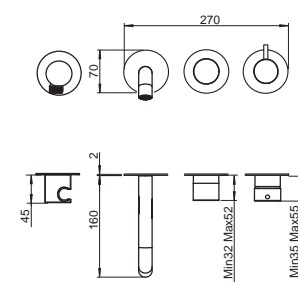
**SET ESTERNO PER MISCELATORE MONOCOMANDO  
PER VASCA INCASSO 3 VIE CON FLESSIBILE E  
DOCCETTA**

EXTERNAL SET FOR WALL 3 WAYS BATH MIXER WITH  
FLEXIBLE HOSE AND HAND SHOWER

SET EXTERNE POUR MITIGEUR BAIN DOUCHE  
ENCASTRÉ 3 SORTIES

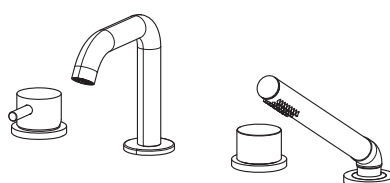
**FIN.**

C  
NO|BI  
OO|RO|GO|BR|RA|NS|TU  
OR|OS|NE



PER/FOR/POUR  
INC-160/165-180

**121428**



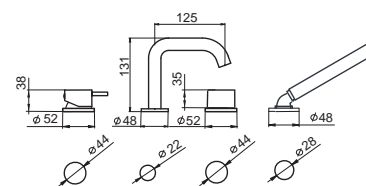
**MISCELATORE MONOCOMANDO PER BORDO  
VASCA**

DECK MOUNTED BATH MIXER

MITIGEUR POUR BAIN SUR GORGE

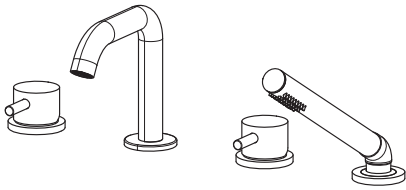
**FIN.**

C  
NO|BI  
OO|RO|GO|BR|RA|NS|TU  
OR|OS|NE



■ **STILO**

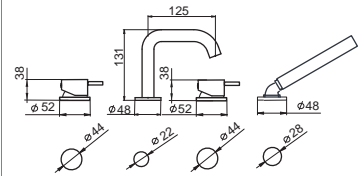
**122228**



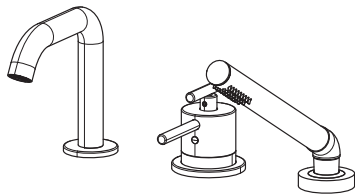
**MISCELATORE A DOPPIO COMANDO PER BORDO VASCA**

DECK MOUNTED 2 HANDLES BATH MIXER  
 MELANGEUR POUR BAIN SUR GORGE

**FIN.**  
 C  
 NO | BI  
 OO | RO | GO | BR | RA | NS | TU  
 OR | OS | NE



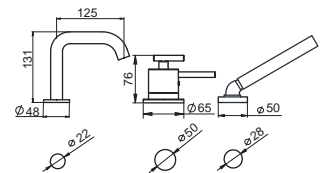
**122128**



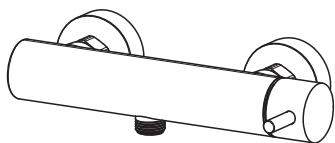
**MISCELATORE TERMOSTATICO COASSIALE BORDO VASCA 2 VIE**

DECK MOUNTED 2 WAYS COAXIAL THERMOSTATIC BATH MIXER  
 MITIGEUR THERMOSTATIQUE COAXIAL POUR BAIN SUR GORGE 2 SORTIES

**FIN.**  
 C  
 NO | BI  
 OO | RO | GO | BR | RA | NS | TU  
 OR | OS | NE



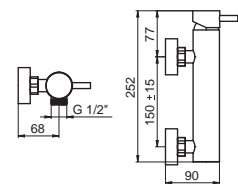
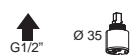
**28300**



**MISCELATORE MONOCOMANDO PER DOCCIA ESTERNO**

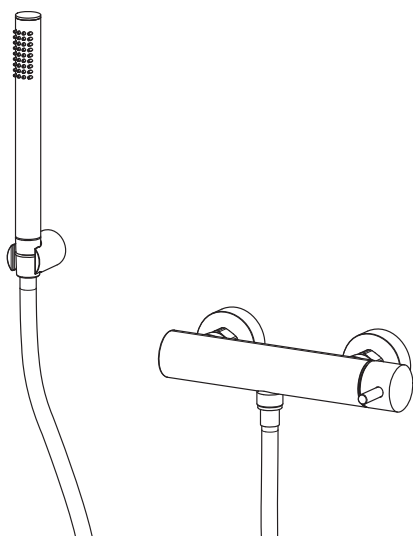
EXTERNAL SHOWER MIXER  
 MITIGEUR DOUCHE EXTERIEUR

**FIN.**  
 C  
 NO | BI  
 OO | RO | GO | BR | RA | NS | TU  
 OR | OS | NE



■ STILO

28310

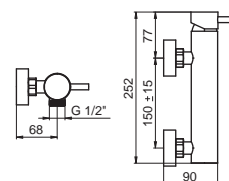


**MISCELATORE MONOCOMANDO PER DOCCIA ESTERNO CON FLESSIBILE E DOCCETTA**

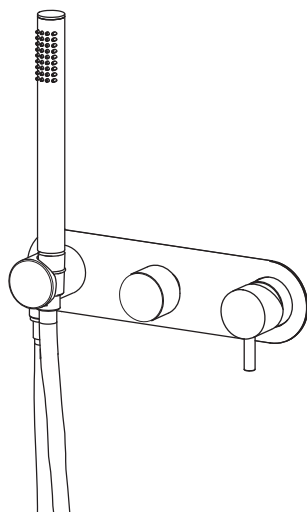
EXTERNAL SHOWER MIXER WITH FLEXIBLE HOSE AND HAND SHOWER

MITIGEUR DOUCHE EXTERIEUR AVEC FLEXIBLE ET DOUCHETTE

FIN.  
C  
NO|BI  
OO|RO|GO|BR|RA|NS|TU  
OR|OS|NE



EST-28220

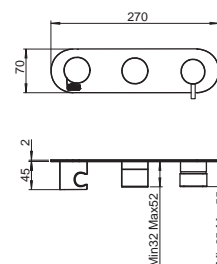


**SET ESTERNO PER MISCELATORE MONOCOMANDO PER DOCCIA INCASSO CON FLESSIBILE E DOCCETTA**

EXTERNAL SET FOR BUILT-IN SHOWER MIXER WITH FLEXIBLE HOSE AND HAND SHOWER

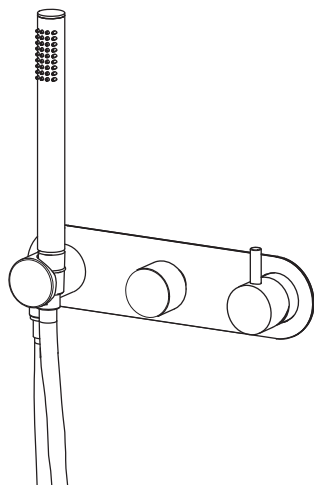
SET EXTERNE POUR MITIGEUR DOUCHE ENCASTRÉ AVEC FLEXIBLE ET DOUCHETTE

FIN.  
C  
NO|BI  
OO|RO|GO|BR|RA|NS|TU  
OR|OS|NE



PER/FOR/POUR  
INC-220/225

EST-28220-180

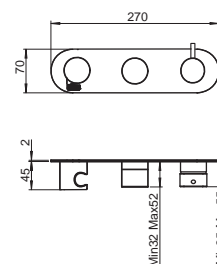


**SET ESTERNO PER MISCELATORE MONOCOMANDO PER DOCCIA INCASSO CON FLESSIBILE E DOCCETTA**

EXTERNAL SET FOR BUILT-IN SHOWER MIXER WITH FLEXIBLE HOSE AND HAND SHOWER

SET EXTERNE POUR MITIGEUR DOUCHE ENCASTRÉ AVEC FLEXIBLE ET DOUCHETTE

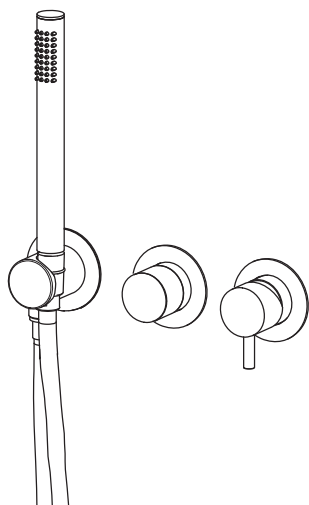
FIN.  
C  
NO|BI  
OO|RO|GO|BR|RA|NS|TU  
OR|OS|NE



PER/FOR/POUR  
INC-220/225-180

## STILO

### EST-28225



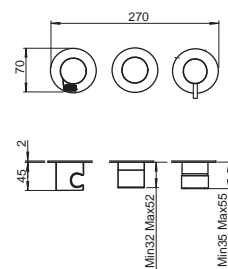
#### SET ESTERNO PER MISCELATORE MONOCOMANDO PER DOCCIA INCASSO 2 VIE CON FLESSIBILE E DOCCETTA

EXTERNAL SET FOR WALL 2 WAYS SHOWER MIXER  
WITH FLEXIBLE HOSE AND HAND SHOWER

SET EXTERNE POUR MITIGEUR DOUCHE ENCASTRÉ  
AVEC FLEXIBLE ET DOUCHETTE

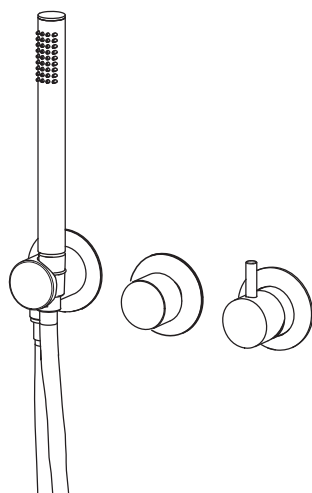
#### FIN.

C  
NO|BI  
OO|RO|GO|BR|RA|NS|TU  
OR|OS|NE



PER/FOR/POUR  
INC-220/225

### EST-28225-180



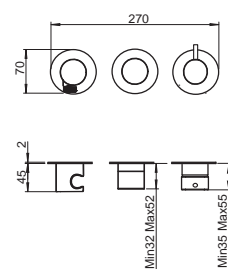
#### SET ESTERNO PER MISCELATORE MONOCOMANDO PER DOCCIA INCASSO 2 VIE CON FLESSIBILE E DOCCETTA

EXTERNAL SET FOR WALL 2 WAYS SHOWER MIXER  
WITH FLEXIBLE HOSE AND HAND SHOWER

SET EXTERNE POUR MITIGEUR DOUCHE ENCASTRÉ  
AVEC FLEXIBLE ET DOUCHETTE

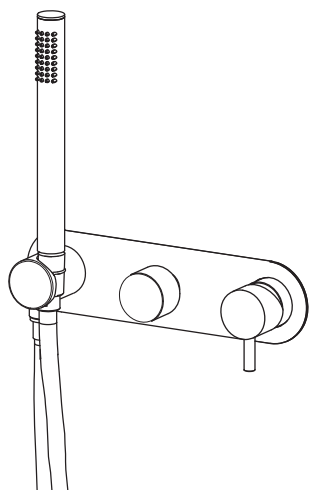
#### FIN.

C  
NO|BI  
OO|RO|GO|BR|RA|NS|TU  
OR|OS|NE



PER/FOR/POUR  
INC-220/225-180

### EST-28240



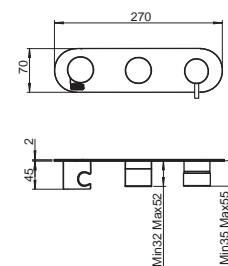
#### SET ESTERNO PER MISCELATORE MONOCOMANDO PER DOCCIA INCASSO 3 VIE CON FLESSIBILE E DOCCETTA

EXTERNAL SET FOR WALL 3 WAYS SHOWER MIXER  
WITH FLEXIBLE HOSE AND HAND SHOWER

SET EXTERNE POUR MITIGEUR DOUCHE ENCASTRÉ  
AVEC FLEXIBLE ET DOUCHETTE 3 SORTIES

#### FIN.

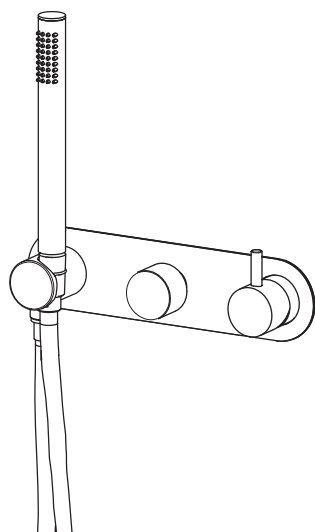
C  
NO|BI  
OO|RO|GO|BR|RA|NS|TU  
OR|OS|NE



PER/FOR/POUR  
INC-240/245

■ STILO

**EST-28240-180**



**SET ESTERNO PER MISCELATORE MONOCOMANDO PER DOCCIA INCASSO 3 VIE CON FLESSIBILE E DOCCETTA**

EXTERNAL SET FOR WALL 3 WAYS SHOWER MIXER WITH FLEXIBLE HOSE AND HAND SHOWER

SET EXTERNE POUR MITIGEUR DOUCHE ENCASTRÉ AVEC FLEXIBLE ET DOUCHETTE 3 SORTIES

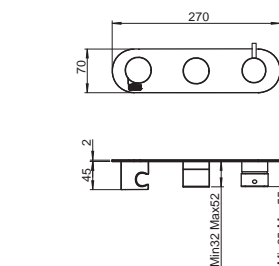
FIN.

C

NO|BI

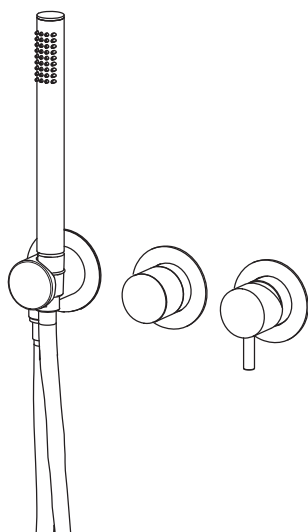
OO|RO|GO|BR|RA|NS|TU

OR|OS|NE



PER/FOR/POUR  
INC-240/245-180

**EST-28245**



**SET ESTERNO PER MISCELATORE MONOCOMANDO PER DOCCIA INCASSO 3 VIE CON FLESSIBILE E DOCCETTA**

EXTERNAL SET FOR WALL 3 WAYS SHOWER MIXER WITH FLEXIBLE HOSE AND HAND SHOWER

SET EXTERNE POUR MITIGEUR DOUCHE ENCASTRÉ AVEC FLEXIBLE ET DOUCHETTE 3 SORTIES

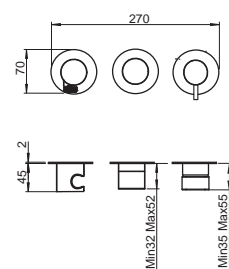
FIN.

C

NO|BI

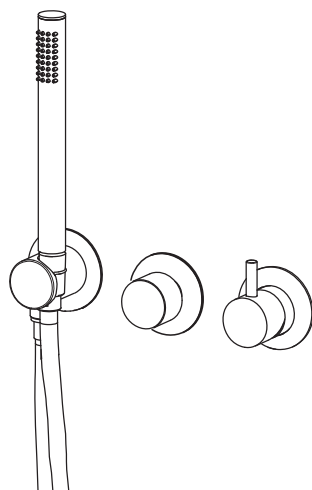
OO|RO|GO|BR|RA|NS|TU

OR|OS|NE



PER/FOR/POUR  
INC-240/245

**EST-28245-180**



**SET ESTERNO PER MISCELATORE MONOCOMANDO PER DOCCIA INCASSO 3 VIE CON FLESSIBILE E DOCCETTA**

EXTERNAL SET FOR WALL 3 WAYS SHOWER MIXER WITH FLEXIBLE HOSE AND HAND SHOWER

SET EXTERNE POUR MITIGEUR DOUCHE ENCASTRÉ AVEC FLEXIBLE ET DOUCHETTE 3 SORTIES

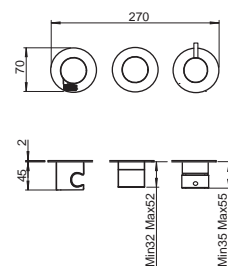
FIN.

C

NO|BI

OO|RO|GO|BR|RA|NS|TU

OR|OS|NE

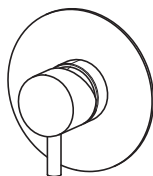


PER/FOR/POUR  
INC-240/245-180



■ STILO

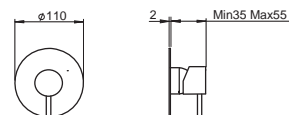
**EST-28250**



**SET ESTERNO PER MISCELATORE MONOCOMANDO  
PER DOCCIA INCASSO 1 VIA**

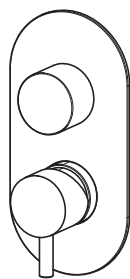
EXTERNAL SET FOR 1 WAY BUILT-IN SHOWER MIXER  
SET EXTERNE POUR MITIGEUR DOUCHE ENCASTRÉ 1  
SORTIE

**FIN.**  
C  
NO|BI  
OO|RO|GO|BR|RA|NS|TU  
OR|OS|NE



PER/FOR/POUR  
**INC-250-BOX**

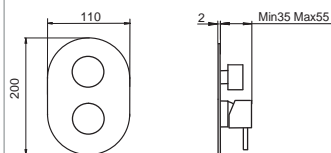
**EST-28200**



**SET ESTERNO PER MISCELATORE MONOCOMANDO  
PER DOCCIA INCASSO 2 VIE**

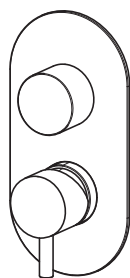
EXTERNAL SET FOR 2 WAYS BUILT-IN SHOWER MIXER  
SET EXTERNE POUR MITIGEUR DOUCHE ENCASTRÉ 2  
SORTIES

**FIN.**  
C  
NO|BI  
OO|RO|GO|BR|RA|NS|TU  
OR|OS|NE



PER/FOR/POUR  
**INC-200-BOX**

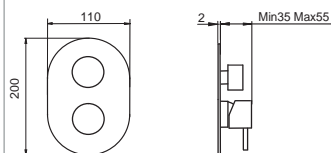
**EST-28230**



**SET ESTERNO PER MISCELATORE MONOCOMANDO  
PER DOCCIA INCASSO 3 VIE**

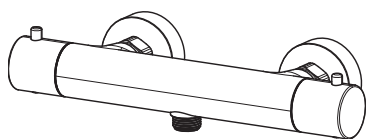
EXTERNAL SET FOR 2 WAYS BUILT-IN SHOWER MIXER  
SET EXTERNE POUR MITIGEUR DOUCHE ENCASTRÉ 3  
SORTIES

**FIN.**  
C  
NO|BI  
OO|RO|GO|BR|RA|NS|TU  
OR|OS|NE



PER/FOR/POUR  
**INC-230-BOX**

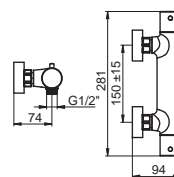
**162840**



**MISCELATORE TERMOSTATICO PER DOCCIA  
ESTERNO**

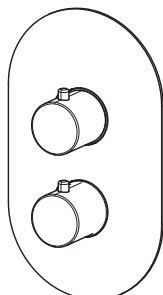
EXTERNAL THERMOSTATIC SHOWER MIXER  
MITIGEUR THERMOSTATIQUE EXTERIEUR POUR  
DOUCHE

**FIN.**  
C  
NO|BI  
OO|RO|GO|BR|RA|NS|TU  
OR|OS|NE



■ **STILO**

**EST-28258**



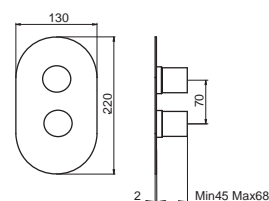
**SET ESTERNO PER MISCELATORE TERMOSTATICO  
 PER DOCCIA INCASSO A 1 VIA**

EXTERNAL SET FOR CONCEALED 1 WAY THERMOSTATIC  
 SHOWER MIXER

SET EXTERNE POUR MITIGEUR THERMOSTATIQUE  
 ENCASTRÉ POUR DOUCHE 1 VOIE

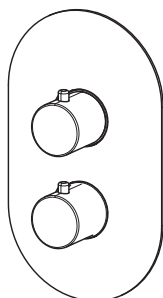
**FIN.**

C  
 NO|BI  
 OO|RO|GO|BR|RA|NS|TU  
 OR|OS|NE



PER/FOR/POUR  
**INC-258-BOX**

**EST-28208**



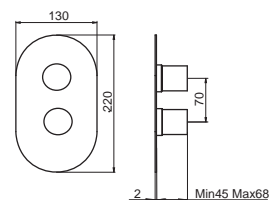
**SET ESTERNO PER MISCELATORE TERMOSTATICO  
 PER DOCCIA INCASSO A 2 VIE**

EXTERNAL SET FOR CONCEALED 2 WAYS THERMOSTATIC  
 SHOWER MIXER

SET EXTERNE POUR MITIGEUR THERMOSTATIQUE  
 ENCASTRÉ POUR DOUCHE 2 VOIES

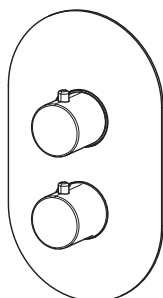
**FIN.**

C  
 NO|BI  
 OO|RO|GO|BR|RA|NS|TU  
 OR|OS|NE



PER/FOR/POUR  
**INC-208-BOX**

**EST-28238**



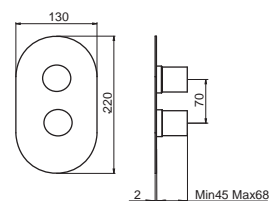
**SET ESTERNO PER MISCELATORE TERMOSTATICO  
 PER DOCCIA INCASSO A 3 VIE**

EXTERNAL SET FOR CONCEALED 3 WAYS THERMOSTATIC  
 SHOWER MIXER

SET EXTERNE POUR MITIGEUR THERMOSTATIQUE  
 ENCASTRÉ POUR DOUCHE 3 VOIES

**FIN.**

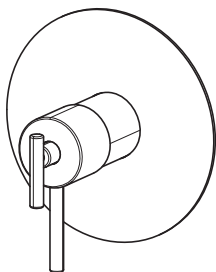
C  
 NO|BI  
 OO|RO|GO|BR|RA|NS|TU  
 OR|OS|NE



PER/FOR/POUR  
**INC-238-BOX**

■ **STILO**

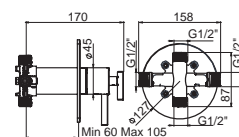
**082831**



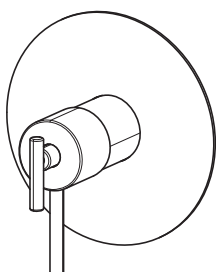
**MISCELATORE TERMOSTATICO COASSIALE 1 VIA DA INCASSO**

1 WAY CONCEALED COAXIAL THERMOSTATIC MIXER  
 MITIGEUR THERMOSTATIQUE COAXIAL ENCASTRÉ 1 SORTIE

**FIN.**  
 C  
 NO|BI  
 OO|RO|GO|BR|RA|NS|TU  
 OR|OS|NE



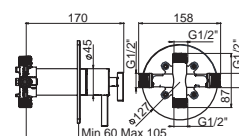
**082841**



**MISCELATORE TERMOSTATICO COASSIALE 2 VIE DA INCASSO**

2 WAYS CONCEALED COAXIAL THERMOSTATIC MIXER  
 MITIGEUR THERMOSTATIQUE COAXIAL ENCASTRÉ 2 SORTIE

**FIN.**  
 C  
 NO|BI  
 OO|RO|GO|BR|RA|NS|TU  
 OR|OS|NE



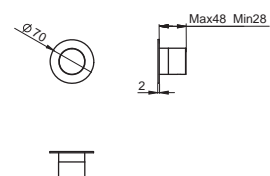
**EST-28340**



**SET ESTERNO PER RUBINETTO D'ARRESTO AD INCASSO**

EXTERNAL SET FOR CONCEALED STOPCOCK  
 SET EXTERNE POUR ROBINET D'ARRET ENCASTRÉ

**FIN.**  
 C  
 NO|BI  
 OO|RO|GO|BR|RA|NS|TU  
 OR|OS|NE



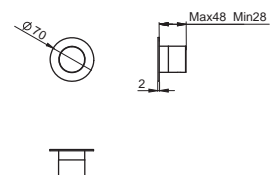
PER/FOR/POUR  
**INC-340**

**EST-28345**



**SET ESTERNO PER DEVIATORE DA INCASSO 2 VIE**  
 EXTERNAL SET FOR CONCEALED 2 WAYS DIVERTER  
 SET EXTERNE POUR INVERSEUR ENCASTRÉ 2 VOIES

**FIN.**  
 C  
 NO|BI  
 OO|RO|GO|BR|RA|NS|TU  
 OR|OS|NE



PER/FOR/POUR  
**INC-345**

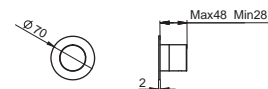
■ **STILO**

**EST-28346**



**SET ESTERNO PER DEVIATORE DA INCASSO 3 VIE**  
 EXTERNAL SET FOR CONCEALED 3 WAYS DIVERTER  
 SET EXTERNE POUR INVERSEUR ENCASTRÉ 3 VOIES

**FIN.**  
 C  
 NO|BI  
 OO|RO|GO|BR|RA|NS|TU  
 OR|OS|NE



PER/FOR/POUR  
**INC-346**

**EST-28347**



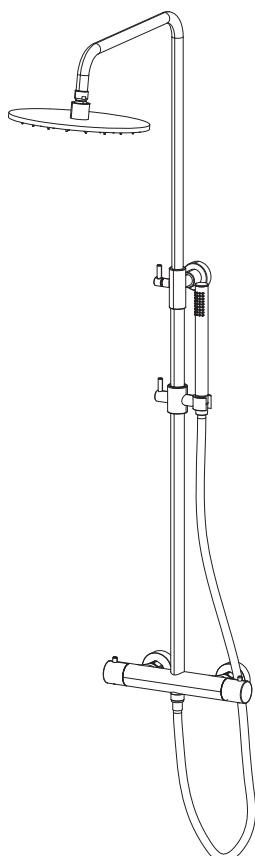
**SET ESTERNO PER DEVIATORE DA INCASSO 4 VIE**  
 EXTERNAL SET FOR CONCEALED 4 WAYS DIVERTER  
 SET EXTERNE POUR INVERSEUR ENCASTRÉ 4 VOIES

**FIN.**  
 C  
 NO|BI  
 OO|RO|GO|BR|RA|NS|TU  
 OR|OS|NE



PER/FOR/POUR  
**INC-347**

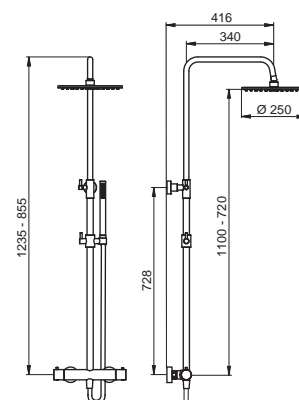
**242820**



**COLONNA DOCCIA TELESCOPICA TONDA CON MISCELATORE TERMOSTATICO, DEVIATORE A 2 VIE, ACCESSORI E SOFFIONE IN OTTONE**

TELESCOPIC ROUND SHOWER COLUMN WITH THERMOSTATIC MIXER, 2 WAYS DIVERTER, BRASS ACCESSORIES AND SHOWER HEAD

COLONNE DE DOUCHE TÉLESCOPIQUE RONDE AVEC MITIGEUR THERMOSTATIQUE, INVERSEUR 2 SORTIES, ACCESSOIRES ET POMME DE DOUCHE EN LAITON

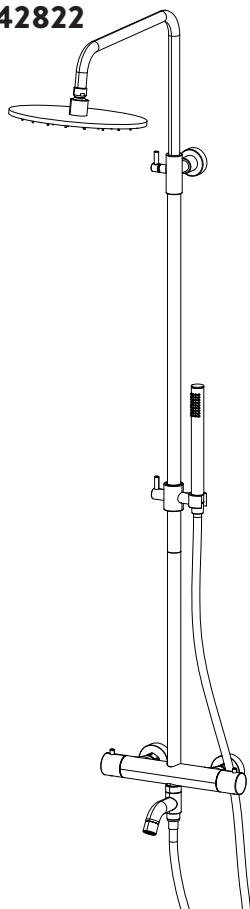


**FIN.**  
 C  
 NO|BI  
 OO|RO|GO|BR|RA|NS|TU  
 OR|OS|NE



■ **STILO**

**242822**

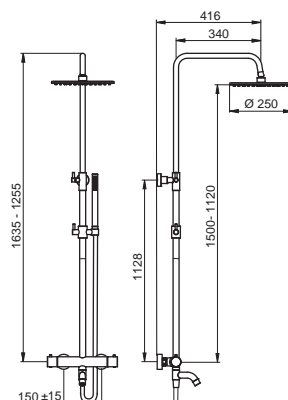


**COLONNA DOCCIA TELESCOPICA CON MISCELATORE TERMOSTATICO, DEVIATORE A 2 VIE, BOCCA VASCA DEVIATRICE, ACCESSORI E SOFFIONE IN OTTONE**

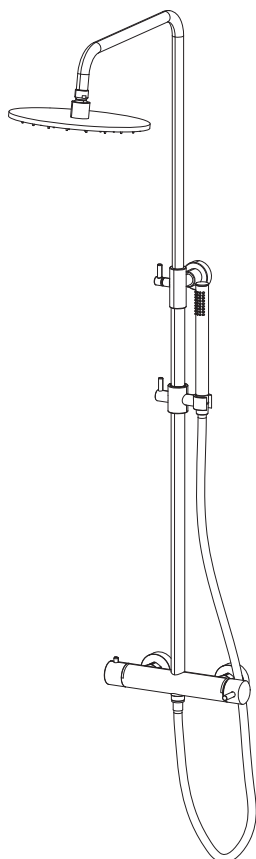
TELESCOPIC ROUND SHOWER COLUMN WITH THERMOSTATIC MIXER, 2 WAYS DIVERTER, BRASS SHOWER HEAD AND ACCESSORIES AND DIVERTED BATH SPOUT

COLONNE DE DOUCHE TÉLESCOPIQUE RONDE AVEC MITIGEUR THERMOSTATIQUE, INVERSEUR 2 SORTIES, ACCESSOIRES ET POMME DE DOUCHE EN LAITON BÈC INVERSEUR POUR BAIGNOIRE

**FIN.**  
 C  
 NO|BI  
 OO|RO|GO|BR|RA|NS|TU  
 OR|OS|NE



**242810**

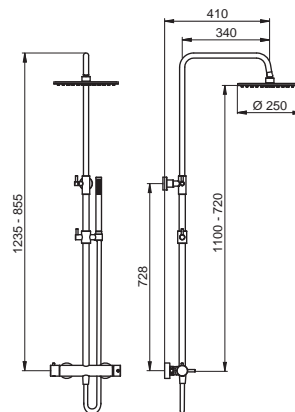


**COLONNA DOCCIA TELESCOPICA TONDA CON MISCELATORE, DEVIATORE A 2 VIE, ACCESSORI E SOFFIONE IN OTTONE.**

TELESCOPIC ROUND SHOWER COLUMN WITH MIXER, 2 WAYS DIVERTER, BRASS ACCESSORIES AND SHOWER HEAD

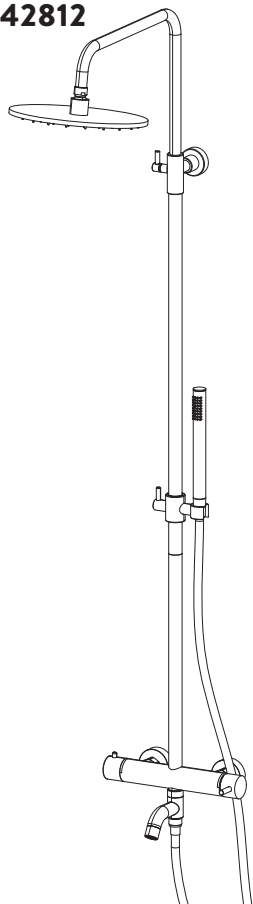
COLONNE DE DOUCHE TÉLESCOPIQUE RONDE AVEC MITIGEUR, INVERSEUR 2 SORTIES, ACCESSOIRES ET POMME DE DOUCHE EN LAITON

**FIN.**  
 C  
 NO|BI  
 OO|RO|GO|BR|RA|NS|TU  
 OR|OS|NE



■ **STILO**

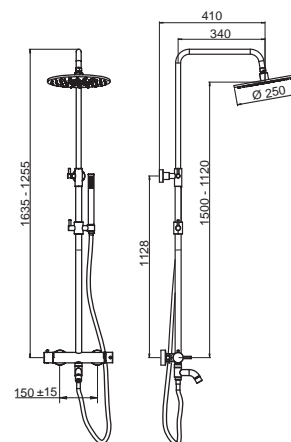
**242812**



**COLONNA DOCCIA TELESCOPICA CON MISCELATORE, DEVIATORE A 2 VIE, BOCCA VASCA DEVIATRICE, ACCESSORI E SOFFIONE IN OTTONE**

TELESCOPIC ROUND SHOWER COLUMN WITH MIXER, 2 WAYS DIVERTER, BRASS SHOWER HEAD AND ACCESSORIES AND DIVERTED BATH SPOUT

COLONNE DE DOUCHE TÉLESCOPIQUE RONDE AVEC MITIGEUR, INVERSEUR 2 SORTIES, ACCESSOIRES ET POMME DE DOUCHE EN LAITON  
 BEC INVERSEUR POUR BAIGNOIRE

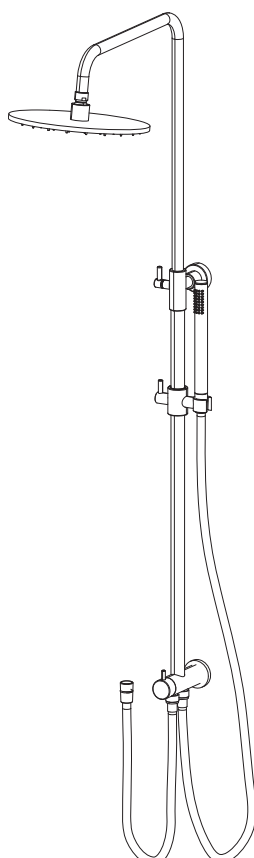


**FIN.**

C  
 NO|BI  
 OO|RO|GO|BR|RA|NS|TU  
 OR|OS|NE



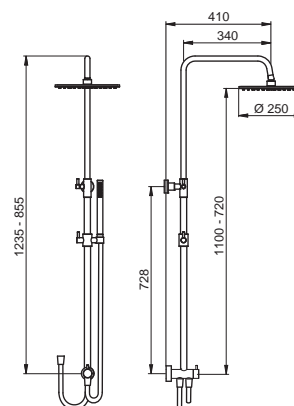
**242800**



**COLONNA DOCCIA TELESCOPICA TONDA SENZA MISCELATORE, CON DEVIATORE A 2 VIE, ACCESSORI E SOFFIONE IN OTTONE**

TELESCOPIC ROUND SHOWER COLUMN WITHOUT MIXER, WITH 2 WAYS DIVERTER, BRASS ACCESSORIES AND SHOWER HEAD

COLONNE DE DOUCHE TÉLESCOPIQUE RONDE SANS MITIGEUR, AVEC INVERSEUR 2 SORTIES, ACCESSOIRES ET POMME DE DOUCHE EN LAITON



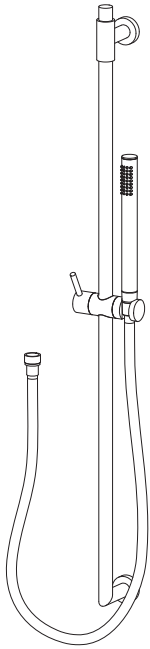
**FIN.**

C  
 NO|BI  
 OO|RO|GO|BR|RA|NS|TU  
 OR|OS|NE



## ■ STILO

### S200



#### SALISCENDI MINIMALE TONDO IN OTTONE CON ACCESSORI

MINIMAL ROUND BRASS SHOWER SLIDING BAR WITH ACCESSORIES

BARRE DE DOUCHE MINIMAL RONDE EN LAITON AVEC ACCESSORIES

#### FIN.

C

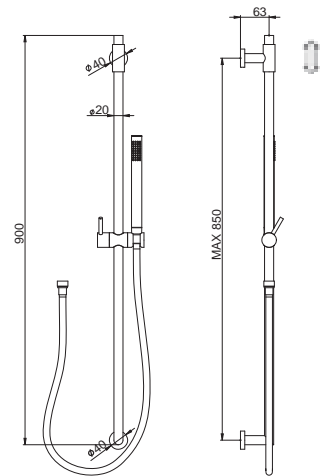
NO|BI

OO|RO|GO|BR|RA|NS|TU

OR|OS|NE



1 JET










Finiture - Finishes - Finitions



COLLEZIONE PROGETTO DESIGN

## TORRE


---

I bravi designer sono elogiati per la loro tecnica, i grandi designer per il loro impatto.

Good designers are praised for their technique, great designers for their impact.

Les bons designers sont loué pour leur technique, les grands designers pour leur impact.


*Tate Linden*





























■ **TORRE**

48410  
 48411  
 48412



48410A  
 48411A



48430  
 48432



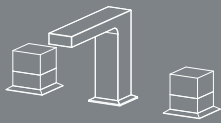
48460  
 48462



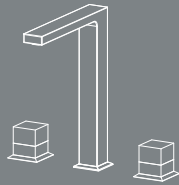
48460A  
 48462A



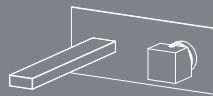
48470  
 48472



48550  
 48552



EST-48350  
 EST-48352



EST-48360  
 EST-48362



EST-48350-180  
 EST-48352-180



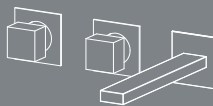
EST-48360-180  
 EST-48362-180



EST-48380  
 EST-48382



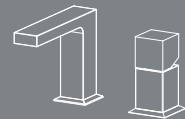
EST-48380-DX  
 EST-48382-DX



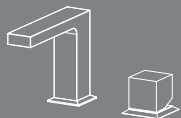
EST-48380-SX  
 EST-48382-SX



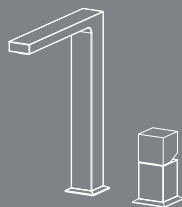
48480  
 48482



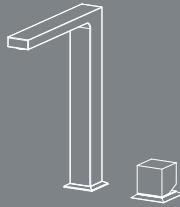
48580  
 48582



48490  
 48492



48590  
 48592



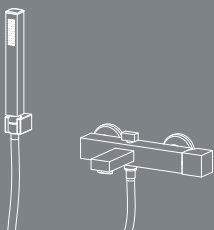
48330  
 48332



48510  
 48511  
 48512



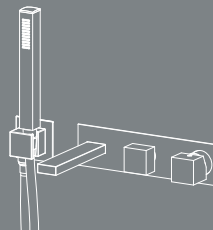
48100



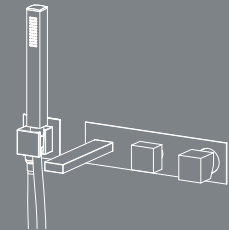
141048-180



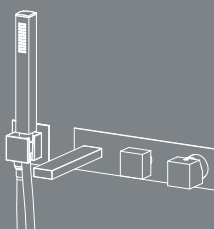
EST-48150  
 EST-48155



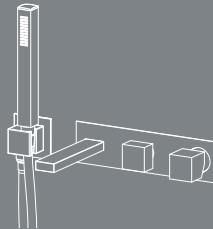
EST-48150-180  
 EST-48155-180



EST-48160  
 EST-48165



EST-48160-180  
 EST-48165-180



121448  
 122248



121548



■ **TORRE**

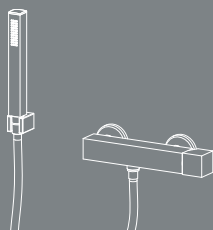
122148



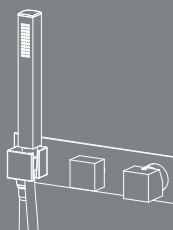
48300



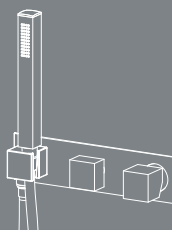
48310



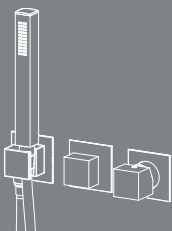
EST-48220  
 EST-48240



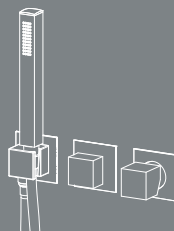
EST-48220-180  
 EST-48240-180



EST-48225  
 EST-48245



EST-48225-180  
 EST-48245-180



EST-48250



EST-48250-180



EST-48200  
 EST-48230



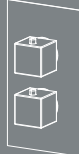
EST-48200-180  
 EST-48230-180



164850



EST-48258  
 EST-48208  
 EST-48238



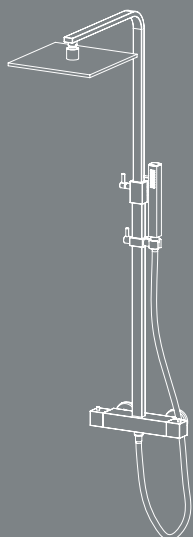
084831  
 084841



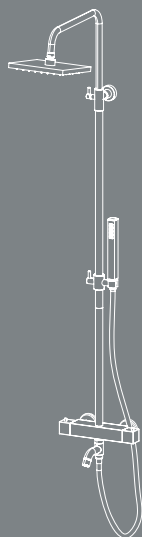
EST-48340  
 EST-48345  
 EST-48346  
 EST-48347



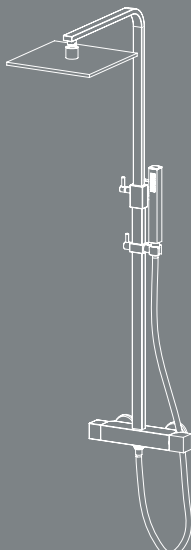
244820



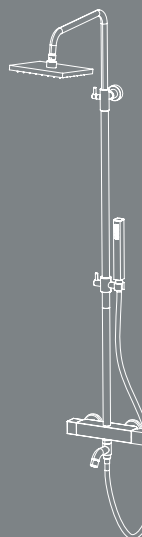
244822




244810



244812



244800



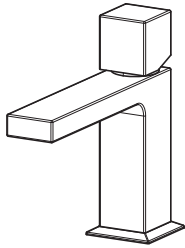
S203





■ **TORRE**

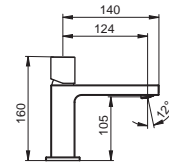
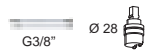
**48410**



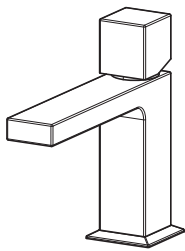
**MISCELATORE MONOCOMANDO PER LAVABO  
 SENZA SCARICO**

WASH-BASIN MIXER WITHOUT WASTE  
 MITIGEUR POUR LAVABO SANS VIDAGE

**FIN.**  
 C  
 NO|BI  
 RO|GO|NS|TU  
 OR|OS|NE



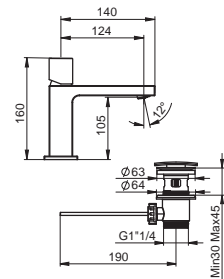
**48411**



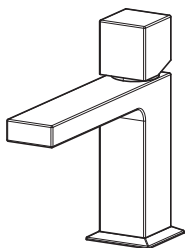
**MISCELATORE MONOCOMANDO PER LAVABO  
 CON SCARICO AUTOMATICO DA 1"1/4**

WASH-BASIN MIXER WITH 1"1/4 POP-UP WASTE  
 MITIGEUR POUR LAVABO AVEC VIDAGE 1"1/4 À  
 TIRETTE

**FIN.**  
 C  
 NO|BI  
 RO|GO|NS|TU  
 OR|OS|NE



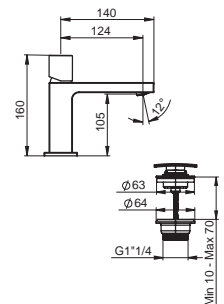
**48412**



**MISCELATORE MONOCOMANDO PER LAVABO  
 CON SCARICO CLICK CLACK DA 1"1/4**

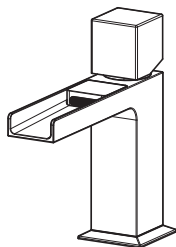
WASH-BASIN MIXER WITH 1"1/4 CLICK CLACK WASTE  
 MITIGEUR POUR LAVABO AVEC VIDAGE CLICK  
 CLACK 1"1/4

**FIN.**  
 C  
 NO|BI  
 RO|GO|NS|TU  
 OR|OS|NE



■ **TORRE**

**48410A**

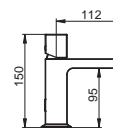



**MISCELATORE MONOCOMANDO PER LAVABO  
 CON BOCCA A CASCATA SENZA SCARICO**

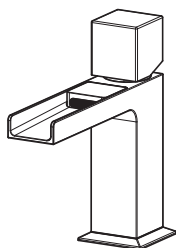
WASH-BASIN MIXER WITH CASCADE SPOUT  
 WITHOUT WASTE

MITIGEUR POUR LAVABO BEC CASCADE SANS  
 VIDAGE

**FIN.**  
 C  
 NE



**48411A**

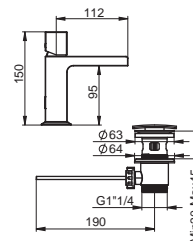


**MISCELATORE MONOCOMANDO PER LAVABO  
 CON BOCCA A CASCATA CON SCARICO  
 AUTOMATICO DA 1"1/4**

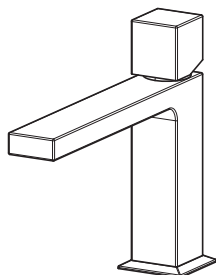
WASH-BASIN MIXER WITH WITH CASCADE SPOUT  
 1"1/4 POP-UP WASTE

MITIGEUR POUR LAVABO BEC CASCADE AVEC  
 VIDAGE 1"1/4 À TIRETTE

**FIN.**  
 C  
 NE



**48430**

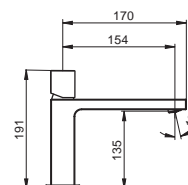


**MISCELATORE MONOCOMANDO PER LAVABO  
 MEDIUM SENZA SCARICO**

WASH-BASIN MIXER MEDIUM WITHOUT WASTE

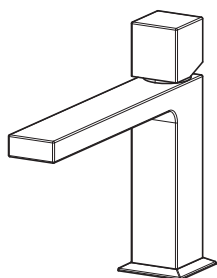
MITIGEUR POUR LAVABO MEDIUM SANS VIDAGE

**FIN.**  
 C  
 NO|BI  
 RO|GO|NS|TU  
 OR|OS|NE



## TORRE

48432



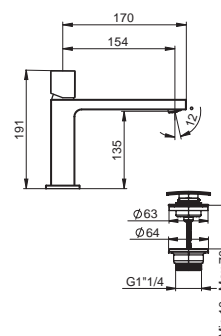
**MISCELATORE MONOCOMANDO PER LAVABO MEDIUM CON SCARICO CLICK CLACK DA 1"1/4**

WASH-BASIN MIXER MEDIUM WITH 1"1/4 CLICK CLACK WASTE

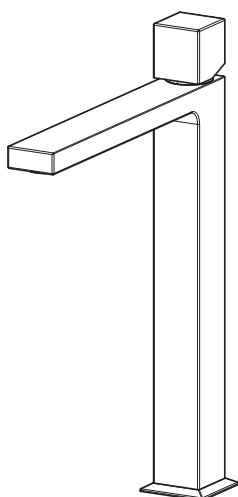
MITIGEUR POUR LAVABO MEDIUM AVEC VIDAGE CLICK CLACK 1"1/4

**FIN.**

C  
NO|BI  
RO|GO|NS|TU  
OR|OS|NE



48460



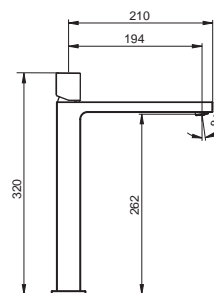
**MISCELATORE MONOCOMANDO PER LAVABO ALTO SENZA SCARICO**

WASH-BASIN MIXER TALL WITHOUT WASTE

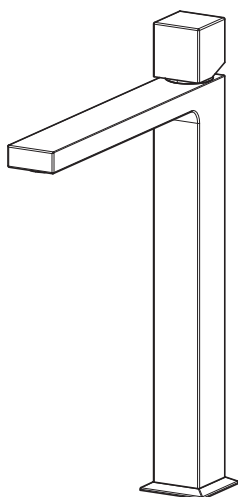
MITIGEUR POUR LAVABO HAUTE SANS VIDAGE

**FIN.**

C  
NO|BI  
RO|GO|NS|TU  
OR|OS|NE



48462



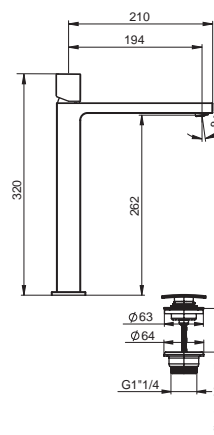
**MISCELATORE MONOCOMANDO PER LAVABO ALTO CON SCARICO CLICK CLACK DA 1"1/4**

WASH-BASIN MIXER TALL WITH 1"1/4 CLICK CLACK WASTE

MITIGEUR POUR LAVABO HAUTE AVEC VIDAGE CLICK CLACK 1"1/4

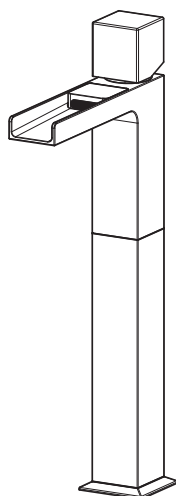
**FIN.**

C  
NO|BI  
RO|GO|NS|TU  
OR|OS|NE



■ **TORRE**

**48460A**

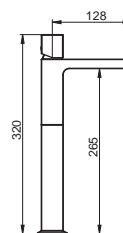


**MISCELATORE MONOCOMANDO PER LAVABO ALTO CON BOCCA A CASCATA SENZA SCARICO**

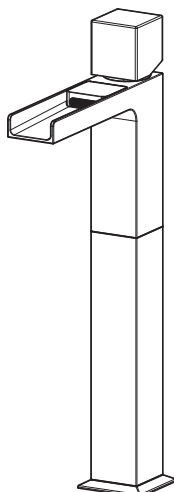
WASH-BASIN MIXER TALL WITH CASCADE SPOUT WITHOUT WASTE

MITIGEUR POUR LAVABO HAUTE BEC CASCADE SANS VIDAGE

FIN.  
 C  
 NE



**48462A**

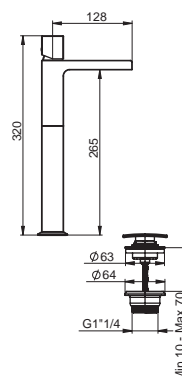


**MISCELATORE MONOCOMANDO PER LAVABO ALTO CON BOCCA A CASCATA E SCARICO CLICK CLACK DA 1"1/4**

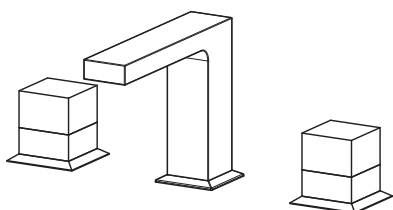
WASH-BASIN MIXER TALL WITH CASCADE SPOUT AND 1"1/4 CLICK CLACK WASTE

MITIGEUR POUR LAVABO HAUTE BEC CASCADE ET VIDAGE CLICK CLACK 1"1/4

FIN.  
 C  
 NE



**48470**

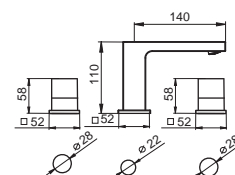


**MISCELATORE A DOPPIO COMANDO PER LAVABO SENZA SCARICO**

WASH-BASIN 2 HANDLES MIXER WITHOUT WASTE

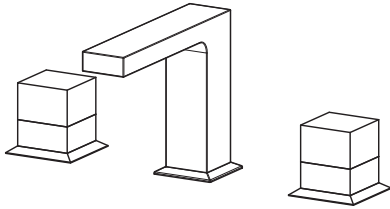
MELANGEUR POUR LAVABO SANS VIDAGE

FIN.  
 C  
 NO|BI  
 RO|GO|NS|TU  
 OR|OS|NE



■ **TORRE**

**48472**

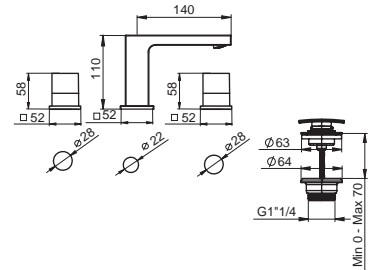


**MISCELATORE A DOPPIO COMANDO PER LAVABO CON SCARICO CLICK CLACK DA 1"1/4**

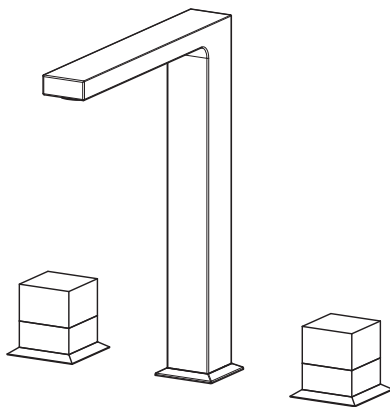
WASH-BASIN 2 HANDLES MIXER WITH 1"1/4 CLICK CLACK WASTE

MELANGEUR POUR LAVABO AVEC VIDAGE CLICK CLACK 1"1/4

**FIN.**  
 C  
 NO|BI  
 RO|GO|NS|TU  
 OR|OS|NE



**48550**

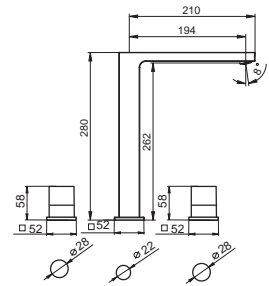


**MISCELATORE A DOPPIO COMANDO PER LAVABO SENZA SCARICO**

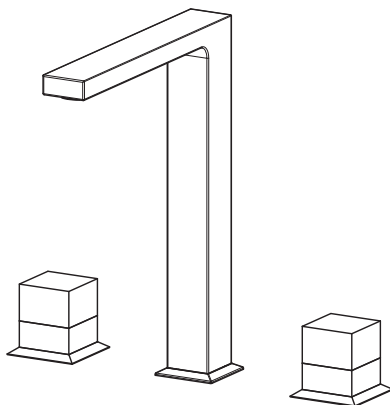
WASH-BASIN 2 HANDLES MIXER WITHOUT WASTE

MELANGEUR POUR LAVABO SANS VIDAGE

**FIN.**  
 C  
 NO|BI  
 RO|GO|NS|TU  
 OR|OS|NE



**48552**

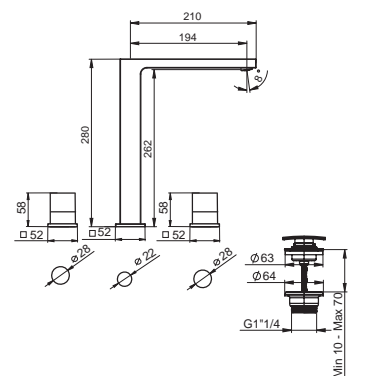


**MISCELATORE A DOPPIO COMANDO PER LAVABO CON SCARICO CLICK CLACK DA 1"1/4**

WASH-BASIN 2 HANDLES MIXER WITH 1"1/4 CLICK CLACK WASTE

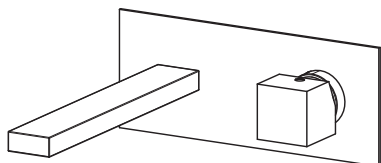
MELANGEUR POUR LAVABO AVEC VIDAGE CLICK CLACK 1"1/4

**FIN.**  
 C  
 NO|BI  
 RO|GO|NS|TU  
 OR|OS|NE



■ **TORRE**

**EST-48350**



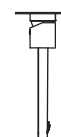
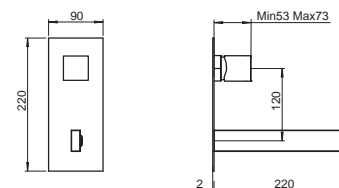
**SET ESTERNO PER MISCELATORE MONOCOMANDO  
 PER LAVABO DA INCASSO A PARETE SENZA  
 SCARICO**

EXTERNAL SET FOR CONCEALED WASH-BASIN  
 MIXER WITHOUT WASTE

SET EXTERNE POUR MITIGEUR ENCASTRÉ POUR  
 LAVABO SANS VISAGE

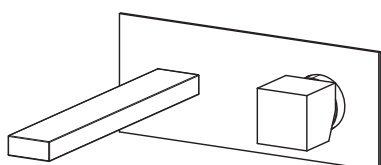
**FIN.**

C  
 NO|BI  
 RO|GO|NS|TU  
 OR|OS|NE



PER/FOR/POUR  
**INC-350/360-BOX**

**EST-48350-180**



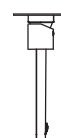
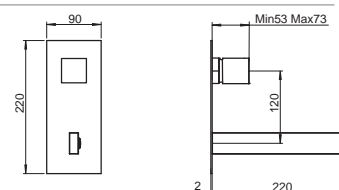
**SET ESTERNO PER MISCELATORE MONOCOMANDO  
 PER LAVABO DA INCASSO A PARETE SENZA  
 SCARICO**

EXTERNAL SET FOR CONCEALED WASH-BASIN  
 MIXER WITHOUT WASTE

SET EXTERNE POUR MITIGEUR ENCASTRÉ POUR  
 LAVABO

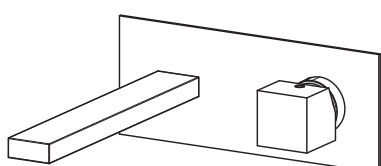
**FIN.**

C  
 NO|BI  
 RO|GO|NS|TU  
 OR|OS|NE



PER/FOR/POUR  
**INC-350/360-BOX-180**

**EST-48352**



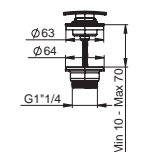
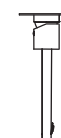
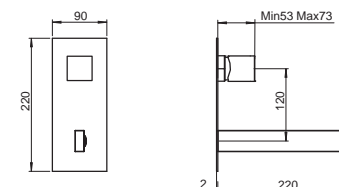
**SET ESTERNO PER MISCELATORE MONOCOMANDO  
 PER LAVABO DA INCASSO A PARETE CON SCARICO  
 CLICK CLACK DA 1"1/4**

EXTERNAL SET FOR CONCEALED WASH-BASIN  
 MIXER WITH 1"1/4 CLICK CLACK WASTE

SET EXTERNE POUR MITIGEUR ENCASTRÉ POUR  
 LAVABO AVEC VIDAGE CLICK CLACK 1"1/4

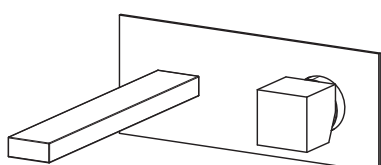
**FIN.**

C  
 NO|BI  
 RO|GO|NS|TU  
 OR|OS|NE



PER/FOR/POUR  
**INC-350/360-BOX**

**EST-48352-180**



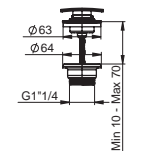
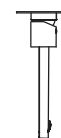
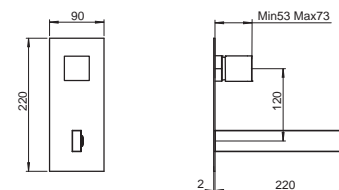
**SET ESTERNO PER MISCELATORE MONOCOMANDO  
 PER LAVABO DA INCASSO A PARETE CON SCARICO  
 CLICK CLACK DA 1"1/4**

EXTERNAL SET FOR CONCEALED WASH-BASIN  
 MIXER WITH 1"1/4 CLICK CLACK WASTE

SET EXTERNE POUR MITIGEUR ENCASTRÉ POUR  
 LAVABO AVEC VIDAGE CLICK CLACK 1"1/4

**FIN.**

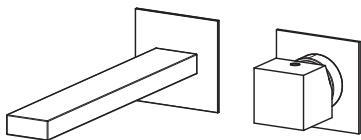
C  
 NO|BI  
 RO|GO|NS|TU  
 OR|OS|NE



PER/FOR/POUR  
**INC-350/360-BOX-180**

■ **TORRE**

**EST-48360**

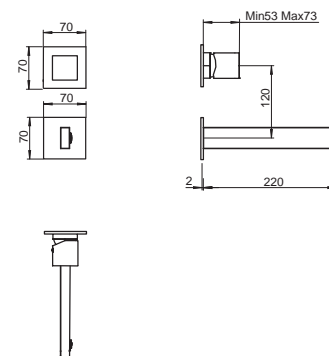


**SET ESTERNO PER MISCELATORE PER LAVABO DA INCASSO A PARETE SENZA SCARICO**

EXTERNAL SET FOR CONCEALED WASH-BASIN MIXER WITHOUT WASTE

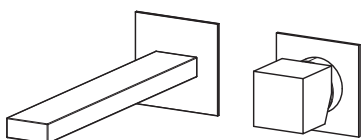
SET EXTERNE POUR MITIGEUR ENCASTRÉ POUR LAVABO SANS VISAGE

**FIN.**  
 C  
 NO|BI  
 RO|GO|NS|TU  
 OR|OS|NE



PER/FOR/POUR  
**INC-350/360-BOX**

**EST-48360-180**

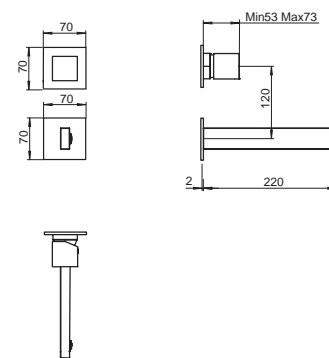


**SET ESTERNO PER MISCELATORE PER LAVABO DA INCASSO A PARETE SENZA SCARICO**

EXTERNAL SET FOR CONCEALED WASH-BASIN MIXER WITHOUT WASTE

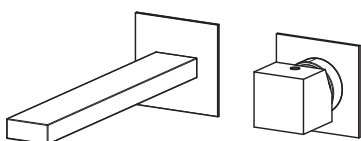
SET EXTERNE POUR MITIGEUR ENCASTRÉ POUR LAVABO SANS VISAGE

**FIN.**  
 C  
 NO|BI  
 RO|GO|NS|TU  
 OR|OS|NE



PER/FOR/POUR  
**INC-350/360-BOX-180**

**EST-48362**

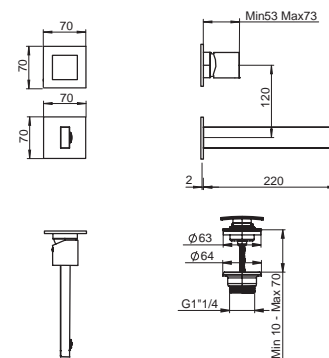


**SET ESTERNO PER MISCELATORE PER LAVABO DA INCASSO A PARETE CON SCARICO CLICK CLACK DA 1"1/4**

EXTERNAL SET FOR CONCEALED WASH-BASIN MIXER WITH 1"1/4 CLICK CLACK WASTE

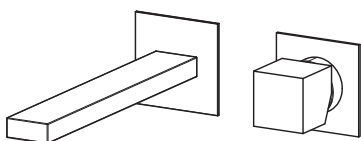
SET EXTERNE POUR MITIGEUR ENCASTRÉ POUR LAVABO AVEC VIDAGE CLICK CLAK 1"1/4

**FIN.**  
 C  
 NO|BI  
 RO|GO|NS|TU  
 OR|OS|NE



PER/FOR/POUR  
**INC-350/360-BOX**

**EST-48362-180**

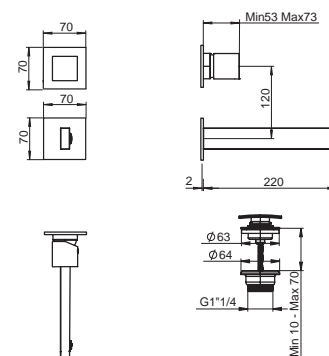


**SET ESTERNO PER MISCELATORE PER LAVABO DA INCASSO A PARETE CON SCARICO CLICK CLACK DA 1"1/4**

EXTERNAL SET FOR CONCEALED WASH-BASIN MIXER 1"1/4 CLICK CLACK WASTE

SET EXTERNE POUR MITIGEUR ENCASTRÉ POUR LAVABO AVEC VIDAGE CLICK CLAK 1"1/4

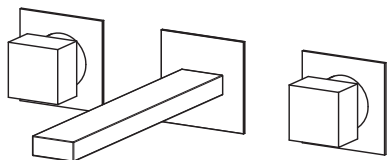
**FIN.**  
 C  
 NO|BI  
 RO|GO|NS|TU  
 OR|OS|NE



PER/FOR/POUR  
**INC-350/360-BOX-180**

■ **TORRE**

**EST-48380**

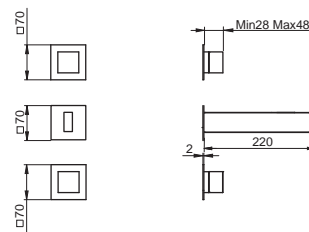


**SET ESTERNO PER MISCELATORE A DOPPIO  
 COMANDO PER LAVABO DA INCASSO A PARETE  
 SENZA SCARICO**

EXTERNAL SET FOR CONCEALED 2 HANDLES WASH-  
 BASIN MIXER WITHOUT WASTE

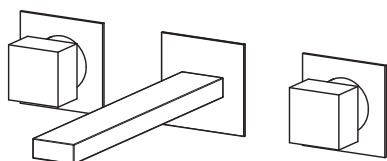
SET EXTERNE POUR MELANGEUR ENCASTRÉ POUR  
 LAVABO SANS VIDAGE

**FIN.**  
 C  
 NO|BI  
 RO|GO|NS|TU  
 OR|OS|NE



PER/FOR/POUR  
**INC-380**

**EST-48382**

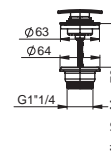
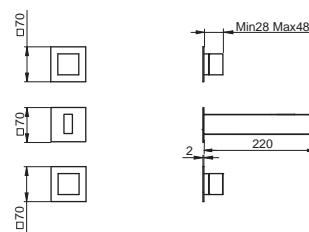


**SET ESTERNO PER MISCELATORE A DOPPIO  
 COMANDO PER LAVABO DA INCASSO A PARETE  
 CON SCARICO CLICK CLACK DA 1"1/4**

EXTERNAL SET FOR CONCEALED 2 HANDLES WASH-  
 BASIN MIXER WITH 1"1/4 CLICK CLACK WASTE

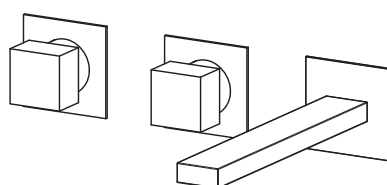
SET EXTERNE POUR MELANGEUR ENCASTRÉ POUR  
 LAVABO AVEC VIDAGE CLICK CLACK 1"1/4

**FIN.**  
 C  
 NO|BI  
 RO|GO|NS|TU  
 OR|OS|NE



PER/FOR/POUR  
**INC-380**

**EST-48380-DX**

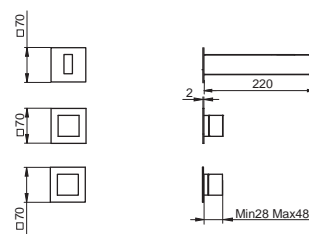


**SET ESTERNO PER MISCELATORE A DOPPIO  
 COMANDO PER LAVABO DA INCASSO A PARETE  
 SENZA SCARICO CON BOCCA A DESTRA**

EXTERNAL SET FOR CONCEALED 2 HANDLES WASH-  
 BASIN MIXER WITHOUT WASTE WITH RIGHT SIDE  
 SPOUT

SET EXTERNE POUR MELANGEUR ENCASTRÉ POUR  
 LAVABO SANS VIDAGE AVEC BEC À DROITE

**FIN.**  
 C  
 NO|BI  
 RO|GO|NS|TU  
 OR|OS|NE

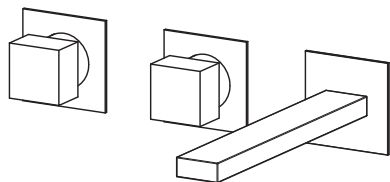


PER/FOR/POUR  
**INC-380-DX**



■ **TORRE**

**EST-48382-DX**

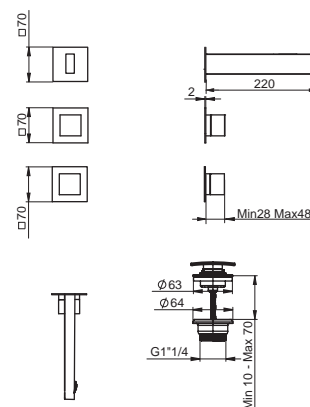


**SET ESTERNO PER MISCELATORE A DOPPIO  
 COMANDO PER LAVABO DA INCASSO A PARETE  
 CON SCARICO CLICK CLACK DA 1"1/4 CON BOCCA  
 A DESTRA**

EXTERNAL SET FOR CONCEALED 2 HANDLES WASH-  
 BASIN MIXER WITH 1"1/4 CLICK CLACK WASTE WITH  
 RIGHT SIDE SPOUT

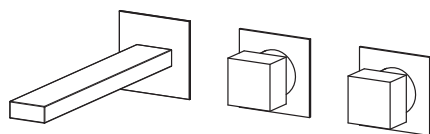
SET EXTERNE POUR MELANGEUR ENCASTRÉ POUR  
 LAVABO AVEC VIDAGE CLICK CLACK 1"1/4 AVEC BEC  
 À DROITE

**FIN.**  
 C  
 NO|BI  
 RO|GO|NS|TU  
 OR|OS|NE



PER/FOR/POUR  
**INC-380-DX**

**EST-48380-SX**

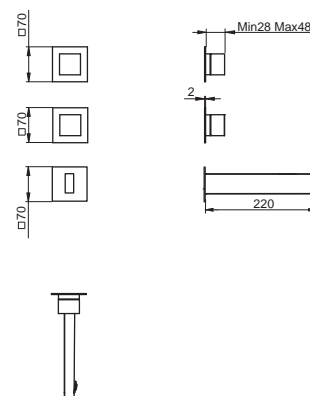


**SET ESTERNO PER MISCELATORE A DOPPIO  
 COMANDO PER LAVABO DA INCASSO A PARETE  
 SENZA SCARICO CON BOCCA A SINISTRA**

EXTERNAL SET FOR CONCEALED 2 HANDLES WASH-  
 BASIN MIXER WITHOUT WASTE WITH LEFT SIDE SPOUT

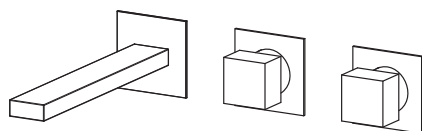
SET EXTERNE POUR MELANGEUR ENCASTRÉ POUR  
 LAVABO SANS VIDAGE AVEC BEC À GAUCHE

**FIN.**  
 C  
 NO|BI  
 RO|GO|NS|TU  
 OR|OS|NE



PER/FOR/POUR  
**INC-380-SX**

**EST-48382-SX**

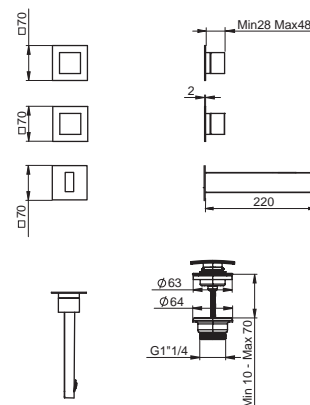


**SET ESTERNO PER MISCELATORE A DOPPIO  
 COMANDO PER LAVABO DA INCASSO A PARETE  
 CON SCARICO CLICK CLACK DA 1"1/4 CON BOCCA  
 A SINISTRA**

EXTERNAL SET FOR CONCEALED 2 HANDLES WASH-  
 BASIN MIXER WITH 1"1/4 CLICK CLACK WASTE WITH  
 LEFT SIDE SPOUT

SET EXTERNE POUR MELANGEUR ENCASTRÉ POUR  
 LAVABO AVEC VIDAGE CLICK CLACK 1"1/4 AVEC BEC  
 À GAUCHE

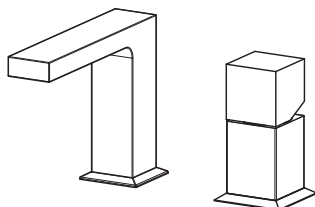
**FIN.**  
 C  
 NO|BI  
 RO|GO|NS|TU  
 OR|OS|NE



PER/FOR/POUR  
**INC-380-SX**

■ **TORRE**

**48480**

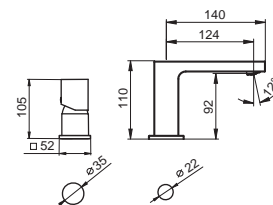


**MISCELATORE MONOCOMANDO PER LAVABO CON COMANDO REMOTO SENZA SCARICO**

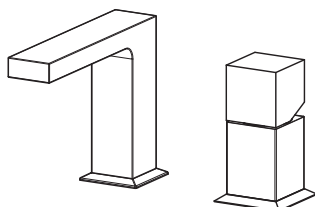
WASH-BASIN MIXER WITH REMOTE CONTROL WITHOUT WASTE

MITIGEUR POUR LAVABO AVEC CONTROLE LATÉRAL SANS VIDAGE

**FIN.**  
 C  
 NO|BI  
 RO|GO|NS|TU  
 OR|OS|NE



**48482**

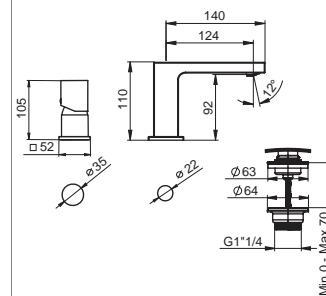


**MISCELATORE MONOCOMANDO PER LAVABO CON COMANDO REMOTO CON SCARICO CLICK CLACK DA 1 1/4**

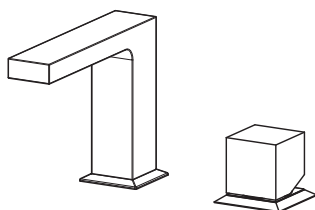
WASH-BASIN MIXER WITH REMOTE CONTROL WITH 1 1/4 CLICK CLACK WASTE

MITIGEUR POUR LAVABO AVEC CONTROLE LATÉRAL AVEC VIDAGE CLICK CLACK 1 1/4

**FIN.**  
 C  
 NO|BI  
 RO|GO|NS|TU  
 OR|OS|NE



**48580**

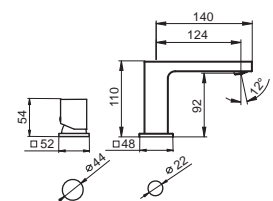


**MISCELATORE MONOCOMANDO PER LAVABO CON COMANDO REMOTO SENZA SCARICO**

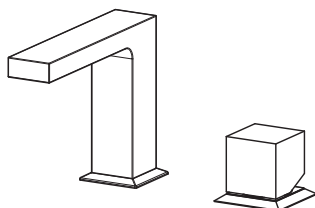
WASH-BASIN MIXER WITH REMOTE CONTROL WITHOUT WASTE

MITIGEUR POUR LAVABO AVEC CONTROLE LATÉRAL SANS VIDAGE

**FIN.**  
 C  
 NO|BI  
 RO|GO|NS|TU  
 OR|OS|NE



**48582**

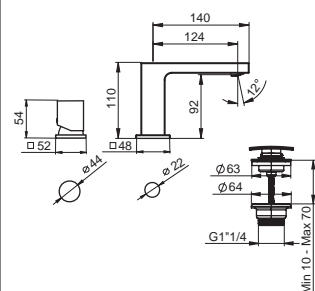


**MISCELATORE MONOCOMANDO PER LAVABO CON COMANDO REMOTO CON SCARICO CLICK CLACK DA 1 1/4**

WASH-BASIN MIXER WITH REMOTE CONTROL AND 1 1/4 CLICK CLACK WASTE

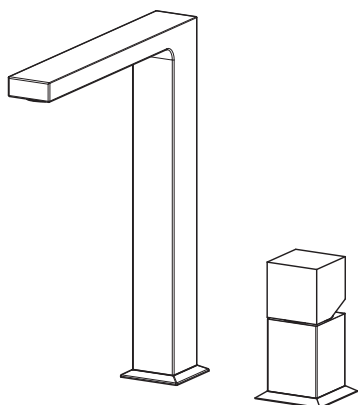
MITIGEUR POUR LAVABO AVEC CONTROLE LATÉRAL AVEC VIDAGE CLICK CLACK 1 1/4

**FIN.**  
 C  
 NO|BI  
 RO|GO|NS|TU  
 OR|OS|NE



## ■ TORRE

**48490**



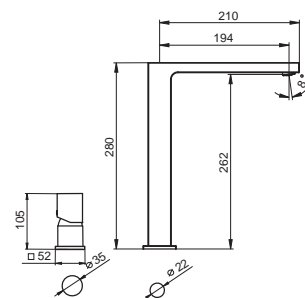
**MISCELATORE MONOCOMANDO PER LAVABO ALTO  
 CON COMANDO REMOTO SENZA SCARICO**

WASH-BASIN MIXER TALL WITH REMOTE CONTROL  
 WITHOUT WASTE

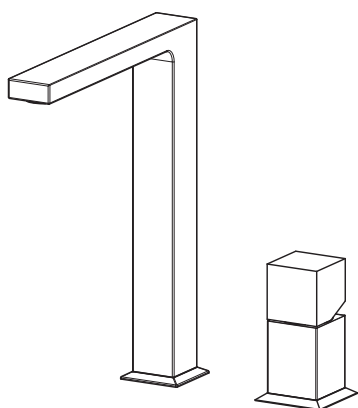
MITIGEUR POUR LAVABO HAUTE AVEC CONTROLE  
 LATÉRAL SANS VIDAGE

**FIN.**

C  
 NO|BI  
 RO|GO|NS|TU  
 OR|OS|NE



**48492**



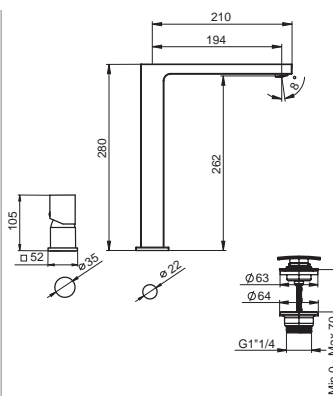
**MISCELATORE MONOCOMANDO PER LAVABO ALTO  
 CON COMANDO REMOTO CON SCARICO CLICK  
 CLACK DA 1"1/4**

WASH-BASIN MIXER TALL WITH REMOTE CONTROL  
 WITH 1"1/4 CLICK CLACK WASTE

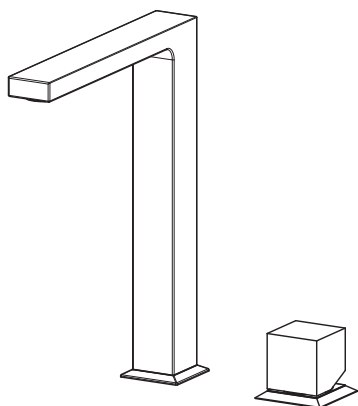
MITIGEUR POUR LAVABO HAUTE AVEC CONTROLE  
 LATÉRAL AVEC VIDAGE CLICK CLACK 1"1/4

**FIN.**

C  
 NO|BI  
 RO|GO|NS|TU  
 OR|OS|NE



**48590**



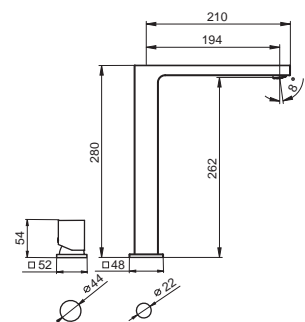
**MISCELATORE MONOCOMANDO PER LAVABO ALTO  
 CON COMANDO REMOTO SENZA SCARICO**

WASH-BASIN MIXER TALL WITH REMOTE CONTROL  
 WITHOUT WASTE

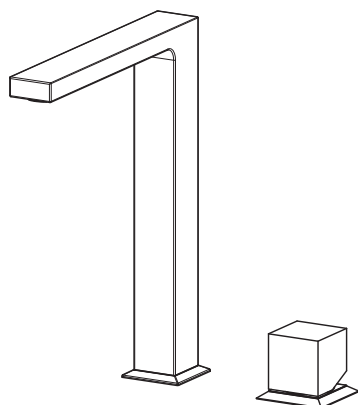
MITIGEUR POUR LAVABO HAUTE AVEC CONTROLE  
 LATÉRAL SANS VIDAGE

**FIN.**

C  
 NO|BI  
 RO|GO|NS|TU  
 OR|OS|NE



**48592**



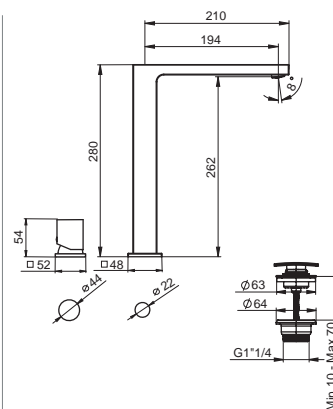
**MISCELATORE MONOCOMANDO PER LAVABO ALTO  
 CON COMANDO REMOTO CON SCARICO CLICK  
 CLACK DA 1"1/4**

WASH-BASIN MIXER TALL WITH REMOTE CONTROL  
 AND 1"1/4 CLICK CLACK WASTE

MITIGEUR POUR LAVABO HAUTE AVEC CONTROLE  
 LATÉRAL AVEC VIDAGE CLICK CLACK 1"1/4

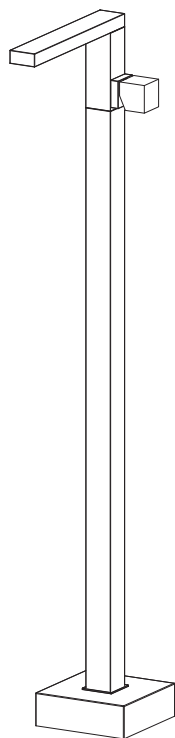
**FIN.**

C  
 NO|BI  
 RO|GO|NS|TU  
 OR|OS|NE



■ **TORRE**

**48330**

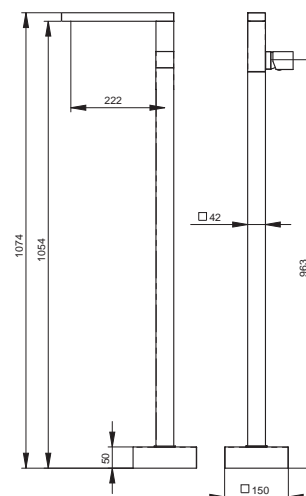


**MISCELATORE MONOCOMANDO PER LAVABO A PAVIMENTO SENZA SCARICO**

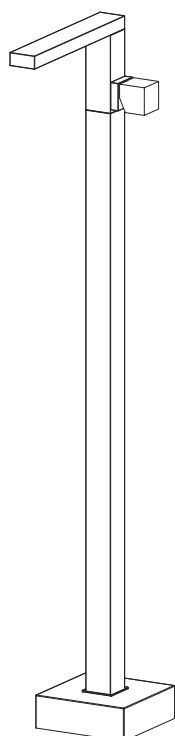
FLOOR MOUNTED WASH-BASIN MIXER WITHOUT WASTE

MITIGEUR POUR LAVABO SUR PIED SANS VIDAGE

**FIN.**  
 C  
 NO|BI  
 RO|GO|NS|TU  
 OR|OS|NE



**48332**

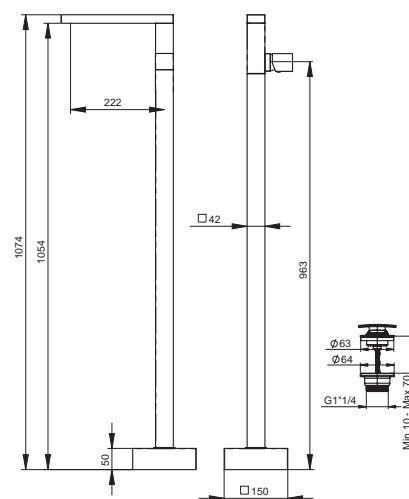


**MISCELATORE MONOCOMANDO PER LAVABO A PAVIMENTO CON SCARICO CLICK CLACK DA 1"1/4**

FLOOR MOUNTED WASH-BASIN MIXER WITH 1"1/4 CLICK CLACK WASTE

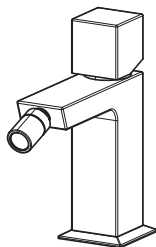
MITIGEUR POUR LAVABO SUR PIED AVEC VIDAGE CLICK CLACK 1"1/4

**FIN.**  
 C  
 NO|BI  
 RO|GO|NS|TU  
 OR|OS|NE



## ■ TORRE

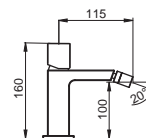
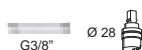
**48510**



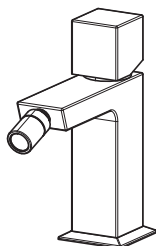
**MISCELATORE MONOCOMANDO PER BIDET SENZA SCARICO**

BIDET MIXER WITHOUT WASTE  
 MITIGEUR POUR BIDET SANS VIDAGE

**FIN.**  
 C  
 NO|BI  
 RO|GO|NS|TU  
 OR|OS|NE



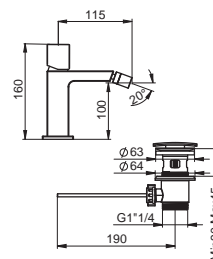
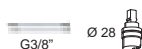
**48511**



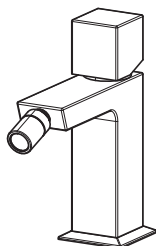
**MISCELATORE MONOCOMANDO PER BIDET CON SCARICO AUTOMATICO DA 1 1/4**

BIDET MIXER WITH 1 1/4 POP-UP WASTE  
 MITIGEUR POUR BIDET AVEC VIDAGE 1 1/4 À TIRETTE

**FIN.**  
 C  
 NO|BI  
 RO|GO|NS|TU  
 OR|OS|NE



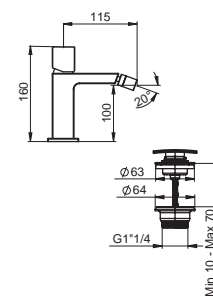
**48512**



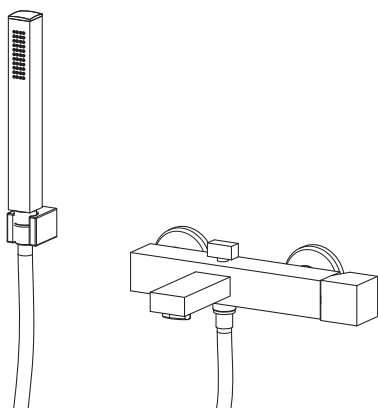
**MISCELATORE MONOCOMANDO PER BIDET CON SCARICO CLICK CLACK DA 1 1/4**

BIDET MIXER WITH 1 1/4 CLICK CLACK WASTE  
 MITIGEUR POUR BIDET AVEC VIDAGE CLICK CLACK 1 1/4

**FIN.**  
 C  
 NO|BI  
 RO|GO|NS|TU  
 OR|OS|NE



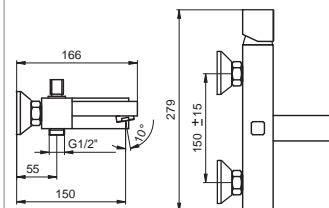
**48100**



**MISCELATORE MONOCOMANDO PER VASCA ESTERNO CON FLESSIBILE E DOCCETTA**

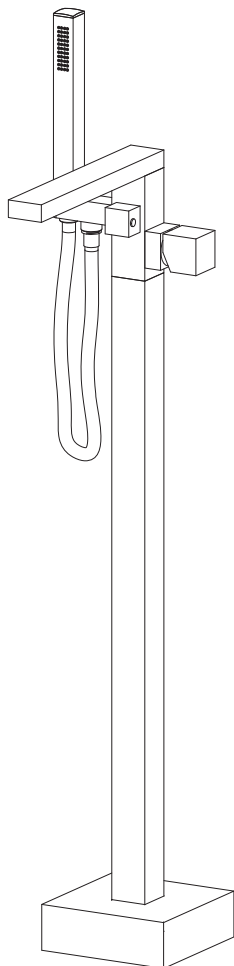
EXTERNAL BATH MIXER WITH FLEXIBLE HOSE AND HAND SHOWER  
 MITIGEUR BAIN DOUCHE EXTÉRIEUR AVEC FLEXIBLE ET DOUCHETTE

**FIN.**  
 C  
 NO|BI  
 RO|GO|NS|TU  
 OR|OS|NE



■ **TORRE**

**141048-180**



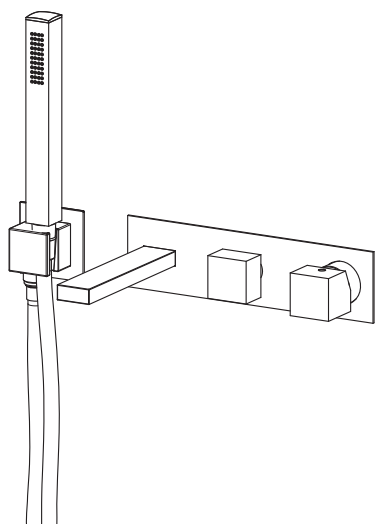
**MISCELATORE MONOCOMANDO PER VASCA A PAVIMENTO**

FLOOR MOUNTED BATH MIXER  
 MITIGEUR POUR BAIN SUR PIED

**FIN.**  
 C  
 NO|BI  
 RO|GO|NS|TU  
 OR|OS|NE



**EST-48150**

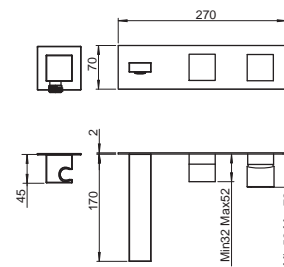


**SET ESTERNO PER MISCELATORE MONOCOMANDO PER VASCA INCASSO CON FLESSIBILE E DOCCETTA**

EXTERNAL SET FOR CONCEALED BATH MIXER WITH FLEXIBLE HOSE AND HAND SHOWER

SET EXTERNE POUR MITIGEUR BAIN DOUCHE ENCASTRÉ AVEC FLEXIBLE ET DOUCHETTE

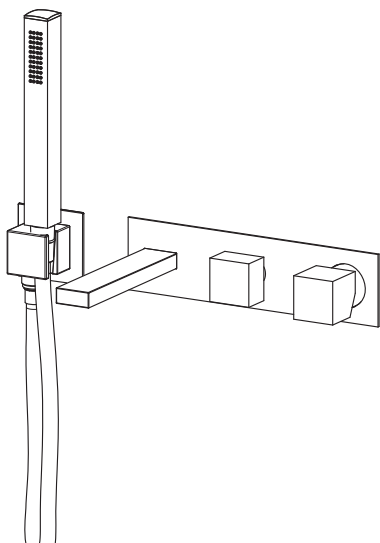
**FIN.**  
 C  
 NO|BI  
 RO|GO|NS|TU  
 OR|OS|NE



PER/FOR/POUR  
**INC-150/155**

■ **TORRE**

**EST-48150-180**

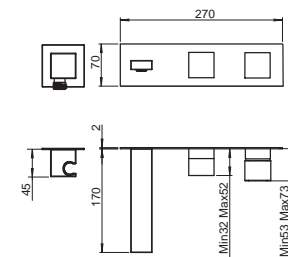


**SET ESTERNO PER MISCELATORE MONOCOMANDO  
 PER VASCA INCASSO CON FLESSIBILE E DOCCETTA**

EXTERNAL SET FOR CONCEALED BATH MIXER WITH  
 FLEXIBLE HOSE AND HAND SHOWER

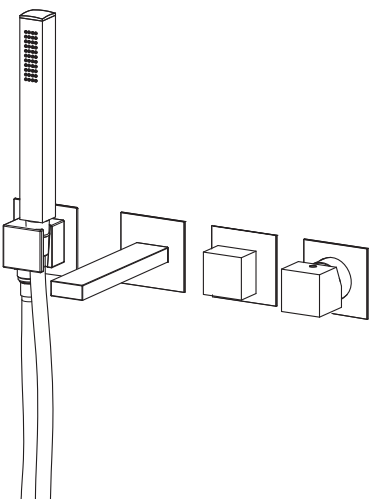
SET EXTERNE POUR MITIGEUR BAIN DOUCHE  
 ENCASTRÉ AVEC FLEXIBLE ET DOUCHETTE

**FIN.**  
 C  
 NO|BI  
 RO|GO|NS|TU  
 OR|OS|NE



PER/FOR/POUR  
**INC-150/155-180**

**EST-48155**

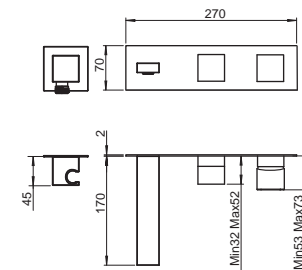


**SET ESTERNO PER MISCELATORE MONOCOMANDO  
 PER VASCA INCASSO CON FLESSIBILE E DOCCETTA**

EXTERNAL SET FOR WALL BATH MIXER WITH FLEXIBLE  
 HOSE AND HAND SHOWER

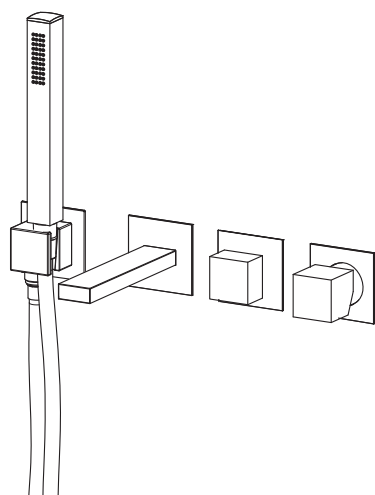
SET EXTERNE POUR MITIGEUR BAIN DOUCHE  
 ENCASTRÉ

**FIN.**  
 C  
 NO|BI  
 RO|GO|NS|TU  
 OR|OS|NE



PER/FOR/POUR  
**INC-150/155**

**EST-48155-180**

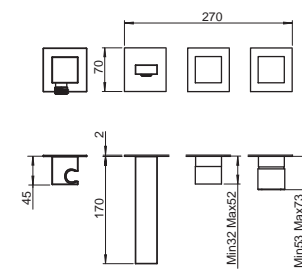


**SET ESTERNO PER MISCELATORE  
 MONOCOMANDO PER VASCA INCASSO CON  
 FLESSIBILE E DOCCETTA**

EXTERNAL SET FOR WALL BATH MIXER WITH  
 FLEXIBLE HOSE AND HAND SHOWER

SET EXTERNE POUR MITIGEUR BAIN DOUCHE  
 ENCASTRÉ

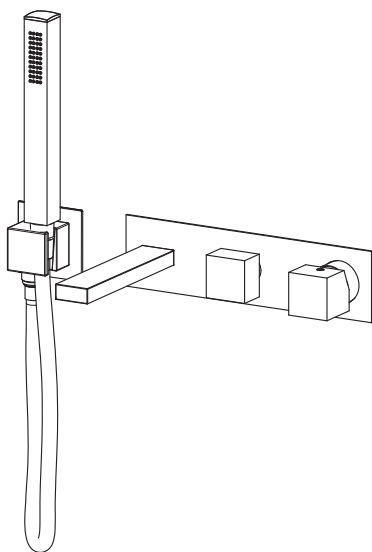
**FIN.**  
 C  
 NO|BI  
 RO|GO|NS|TU  
 OR|OS|NE



PER/FOR/POUR  
**INC-150/155-180**

■ **TORRE**

**EST-48160**

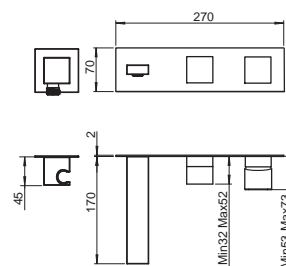


**SET ESTERNO PER MISCELATORE MONOCOMANDO  
 PER VASCA INCASSO 3 VIE CON FLESSIBILE E  
 DOCCETTA**

EXTERNAL SET FOR WALL 3 WAYS BATH MIXER WITH  
 FLEXIBLE HOSE AND HAND SHOWER

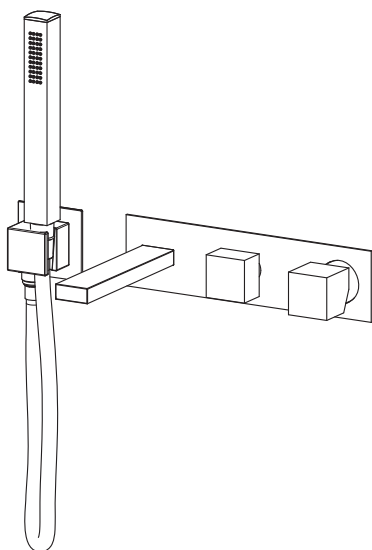
SET EXTERNE POUR MITIGEUR BAIN DOUCHE  
 ENCASTRÉ 3 SORTIES

**FIN.**  
 C  
 NO|BI  
 RO|GO|NS|TU  
 OR|OS|NE



PER/FOR/POUR  
**INC-160/165**

**EST-48160-180**

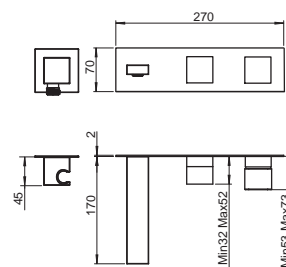


**SET ESTERNO PER MISCELATORE MONOCOMANDO  
 PER VASCA INCASSO 3 VIE CON FLESSIBILE E  
 DOCCETTA**

EXTERNAL SET FOR WALL 3 WAYS BATH MIXER WITH  
 FLEXIBLE HOSE AND HAND SHOWER

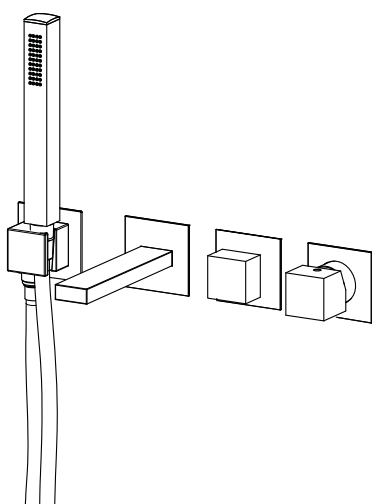
SET EXTERNE POUR MITIGEUR BAIN DOUCHE  
 ENCASTRÉ 3 SORTIES

**FIN.**  
 C  
 NO|BI  
 RO|GO|NS|TU  
 OR|OS|NE



PER/FOR/POUR  
**INC-160/165-180**

**EST-48165**

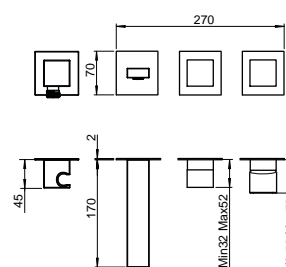


**SET ESTERNO PER MISCELATORE MONOCOMANDO  
 PER VASCA INCASSO 3 VIE CON FLESSIBILE E  
 DOCCETTA**

EXTERNAL SET FOR WALL 3 WAYS BATH MIXER WITH  
 FLEXIBLE HOSE AND HAND SHOWER

SET EXTERNE POUR MITIGEUR BAIN DOUCHE  
 ENCASTRÉ 3 SORTIES

**FIN.**  
 C  
 NO|BI  
 RO|GO|NS|TU  
 OR|OS|NE

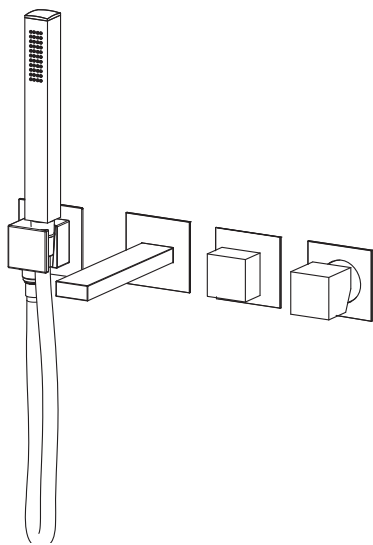


PER/FOR/POUR  
**INC-160/165**



■ **TORRE**

**EST-48165-180**

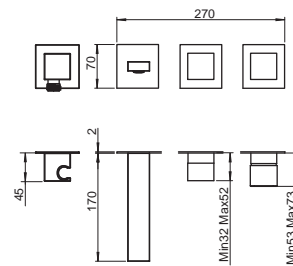


**SET ESTERNO PER MISCELATORE MONOCOMANDO  
 PER VASCA INCASSO 3 VIE CON FLESSIBILE E  
 DOCCETTA**

EXTERNAL SET FOR WALL 3 WAYS BATH MIXER WITH  
 FLEXIBLE HOSE AND HAND SHOWER

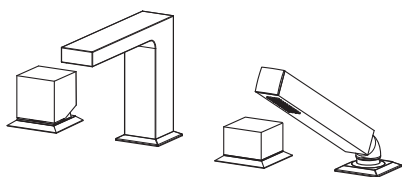
SET EXTERNE POUR MITIGEUR BAIN DOUCHE  
 ENCASTRÉ 3 SORTIES

**FIN.**  
 C  
 NO|BI  
 RO|GO|NS|TU  
 OR|OS|NE



PER/FOR/POUR  
**INC-160/165-180**

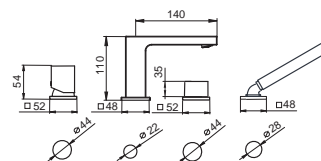
**121448**



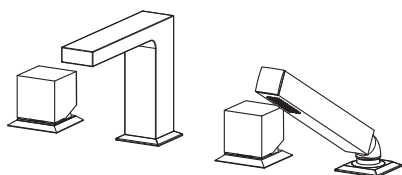
**MISCELATORE MONOCOMANDO PER BORDO VASCA**

DECK MOUNTED BATH MIXER  
 MITIGEUR POUR BAIN SUR GORGE

**FIN.**  
 C  
 NO|BI  
 RO|GO|NS|TU  
 OR|OS|NE



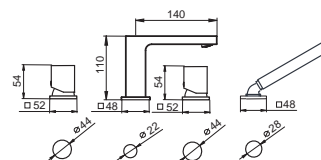
**122248**



**MISCELATORE A DOPPIO COMANDO PER  
 BORDO VASCA**

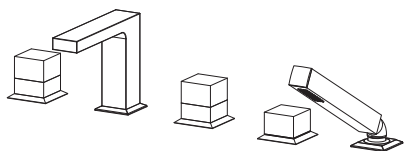
DECK MOUNTED 2 HANDLES BATH MIXER  
 MELANGEUR POUR BAIN SUR GORGE

**FIN.**  
 C  
 NO|BI  
 RO|GO|NS|TU  
 OR|OS|NE



■ **TORRE**

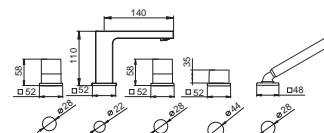
**121548**




**MISCELATORE A DOPPIO COMANDO PER BORDO VASCA**

DECK MOUNTED 2 HANDLES BATH MIXER  
 MELANGEUR POUR BAIN SUR GORGE

**FIN.**  
 C  
 NO|BI  
 RO|GO|NS|TU  
 OR|OS|NE



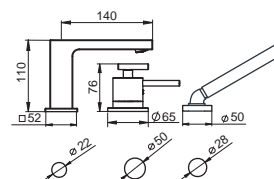
**122148**



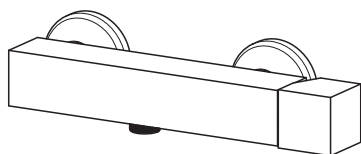
**MISCELATORE TERMOSTATICO COASSIALE BORDO VASCA 2 VIE**

DECK MOUNTED 2 WAYS COAXIAL THERMOSTATIC BATH MIXER  
 MITIGEUR THERMOSTATIQUE COAXIAL POUR BAIN SUR GORGE 2 SORTIES

**FIN.**  
 C  
 NO|BI  
 RO|GO|NS|TU  
 OR|OS|NE



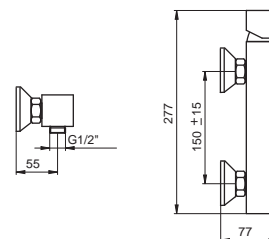
**48300**



**MISCELATORE MONOCOMANDO PER DOCCIA ESTERNO**

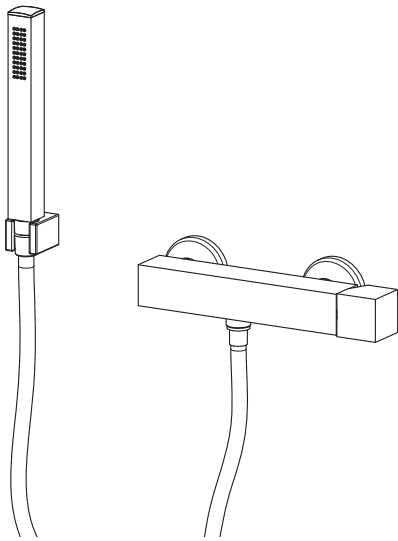
EXTERNAL SHOWER MIXER  
 MITIGEUR DOUCHE EXTERIEUR

**FIN.**  
 C  
 NO|BI  
 RO|GO|NS|TU  
 OR|OS|NE



■ **TORRE**

**48310**

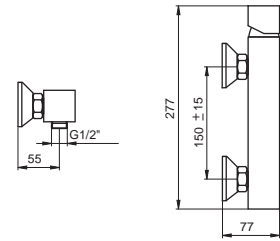


**MISCELATORE MONOCOMANDO PER DOCCIA ESTERNO CON FLESSIBILE E DOCCETTA**

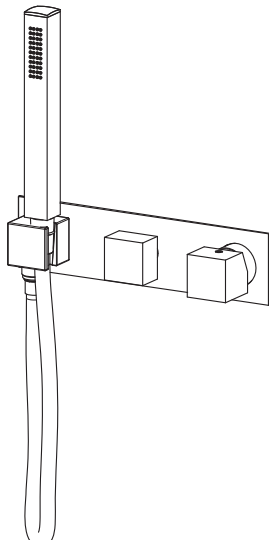
EXTERNAL SHOWER MIXER WITH FLEXIBLE HOSE AND HAND SHOWER

SET EXTERNE POUR MITIGEUR DOUCHE EXTERIEUR AVEC FLEXIBLE ET DOUCHETTE

FIN.  
 C  
 NO|BI  
 RO|GO|NS|TU  
 OR|OS|NE



**EST-48220**

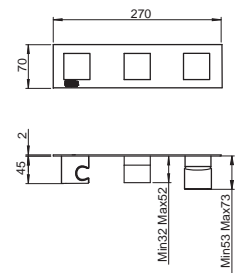


**SET ESTERNO PER MISCELATORE MONOCOMANDO PER DOCCIA INCASSO CON FLESSIBILE E DOCCETTA**

EXTERNAL SET FOR BUILT-IN SHOWER MIXER WITH FLEXIBLE HOSE AND HAND SHOWER

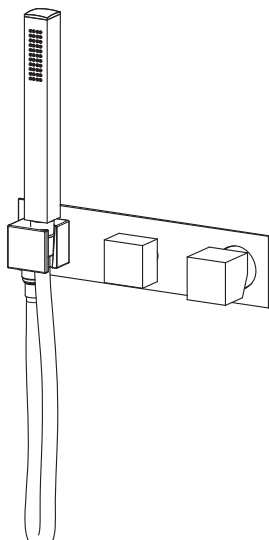
SET EXTERNE POUR MITIGEUR DOUCHE ENCASTRÉ AVEC FLEXIBLE ET DOUCHETTE

FIN.  
 C  
 NO|BI  
 RO|GO|NS|TU  
 OR|OS|NE



PER/FOR/POUR  
**INC-220/225**

**EST-48220-180**

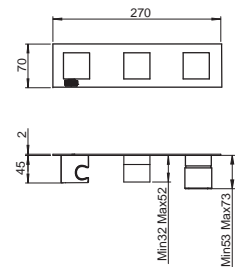


**SET ESTERNO PER MISCELATORE MONOCOMANDO PER DOCCIA INCASSO CON FLESSIBILE E DOCCETTA**

EXTERNAL SET FOR BUILT-IN SHOWER MIXER WITH FLEXIBLE HOSE AND HAND SHOWER

SET EXTERNE POUR MITIGEUR DOUCHE ENCASTRÉ AVEC FLEXIBLE ET DOUCHETTE

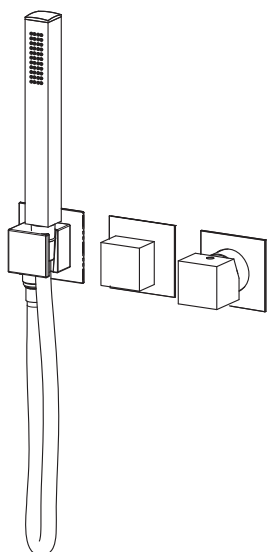
FIN.  
 C  
 NO|BI  
 RO|GO|NS|TU  
 OR|OS|NE



PER/FOR/POUR  
**INC-220/225-180**

■ TORRE

**EST-48225**

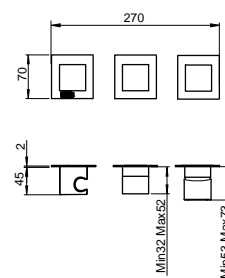


**SET ESTERNO PER MISCELATORE MONOCOMANDO  
PER DOCCIA INCASSO 2 VIE CON FLESSIBILE E  
DOCCETTA**

EXTERNAL SET FOR WALL 2 WAYS SHOWER MIXER  
WITH FLEXIBLE HOSE AND HAND SHOWER

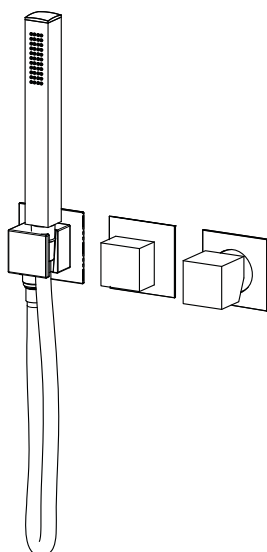
SET EXTERNE POUR MITIGEUR DOUCHE ENCASTRÉ  
AVEC FLEXIBLE ET DOUCHETTE

FIN.  
C  
NO|BI  
RO|GO|NS|TU  
OR|OS|NE



PER/FOR/POUR  
INC-220/225

**EST-48225-180**

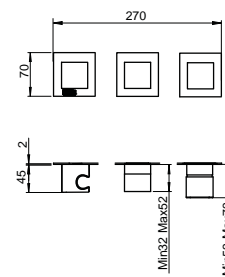


**SET ESTERNO PER MISCELATORE MONOCOMANDO  
PER DOCCIA INCASSO 2 VIE CON FLESSIBILE E  
DOCCETTA**

EXTERNAL SET FOR WALL 2 WAYS SHOWER MIXER  
WITH FLEXIBLE HOSE AND HAND SHOWER

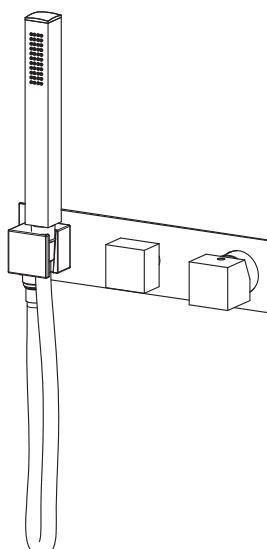
SET EXTERNE POUR MITIGEUR DOUCHE ENCASTRÉ  
AVEC FLEXIBLE ET DOUCHETTE

FIN.  
C  
NO|BI  
RO|GO|NS|TU  
OR|OS|NE



PER/FOR/POUR  
INC-220/225-180

**EST-48240**

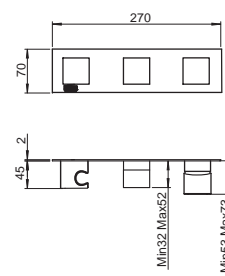


**SET ESTERNO PER MISCELATORE MONOCOMANDO  
PER DOCCIA INCASSO 3 VIE CON FLESSIBILE E  
DOCCETTA**

EXTERNAL SET FOR WALL 3 WAYS SHOWER MIXER  
WITH FLEXIBLE HOSE AND HAND SHOWER

SET EXTERNE POUR MITIGEUR DOUCHE ENCASTRÉ  
AVEC FLEXIBLE ET DOUCHETTE 3 SORTIES

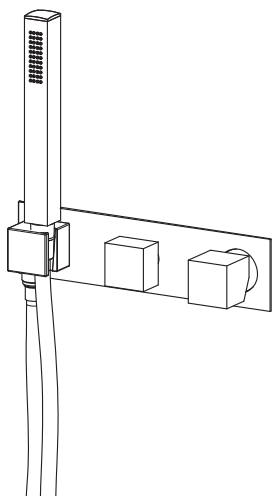
FIN.  
C  
NO|BI  
RO|GO|NS|TU  
OR|OS|NE



PER/FOR/POUR  
INC-240/245

■ **TORRE**

**EST-48240-180**

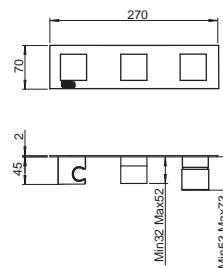


**SET ESTERNO PER MISCELATORE MONOCOMANDO  
 PER DOCCIA INCASSO 3 VIE CON FLESSIBILE E  
 DOCCETTA**

EXTERNAL SET FOR WALL 3 WAYS SHOWER MIXER  
 WITH FLEXIBLE HOSE AND HAND SHOWER

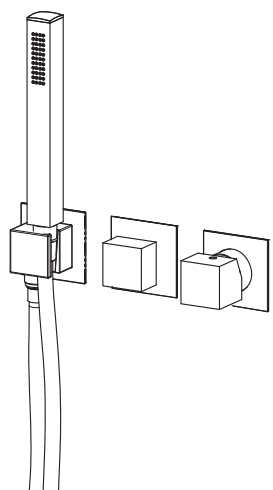
SET EXTERNE POUR MITIGEUR DOUCHE ENCASTRÉ  
 AVEC FLEXIBLE ET DOUCHETTE 3 SORTIES

**FIN.**  
 C  
 NO|BI  
 RO|GO|NS|TU  
 OR|OS|NE



PER/FOR/POUR  
**INC-240/245-180**

**EST-48245**

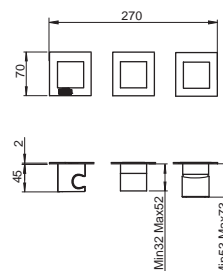


**SET ESTERNO PER MISCELATORE MONOCOMANDO  
 PER DOCCIA INCASSO 3 VIE CON FLESSIBILE E  
 DOCCETTA**

EXTERNAL SET FOR WALL 3 WAYS SHOWER MIXER  
 WITH FLEXIBLE HOSE AND HAND SHOWER

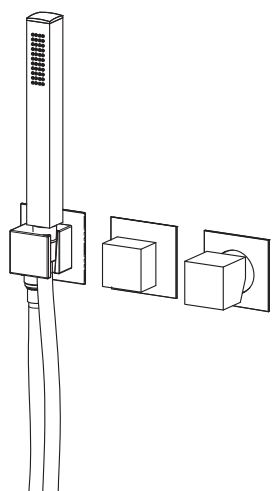
SET EXTERNE POUR MITIGEUR DOUCHE ENCASTRÉ  
 AVEC FLEXIBLE ET DOUCHETTE 3 SORTIES

**FIN.**  
 C  
 NO|BI  
 RO|GO|NS|TU  
 OR|OS|NE



PER/FOR/POUR  
**INC-240/245**

**EST-48245-180**

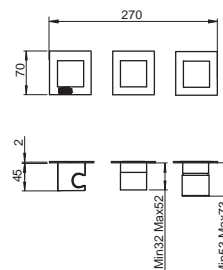


**SET ESTERNO PER MISCELATORE MONOCOMANDO  
 PER DOCCIA INCASSO 3 VIE CON FLESSIBILE E  
 DOCCETTA**

EXTERNAL SET FOR WALL 3 WAYS SHOWER MIXER  
 WITH FLEXIBLE HOSE AND HAND SHOWER

SET EXTERNE POUR MITIGEUR DOUCHE ENCASTRÉ  
 AVEC FLEXIBLE ET DOUCHETTE 3 SORTIES


**FIN.**  
 C  
 NO|BI  
 RO|GO|NS|TU  
 OR|OS|NE



PER/FOR/POUR  
**INC-240/245-180**

■ **TORRE**

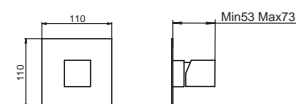
**EST-48250**



**SET ESTERNO PER MISCELATORE MONOCOMANDO  
 PER DOCCIA INCASSO 1 VIA**


EXTERNAL SET FOR 1 WAY BUILT-IN SHOWER MIXER  
 SET EXTERNE POUR MITIGEUR DOUCHE ENCASTRÉ  
 1 SORTIE

**FIN.**  
 C  
 NO|BI  
 RO|GO|NS|TU  
 OR|OS|NE



PER/FOR/POUR  
**INC-250-BOX**

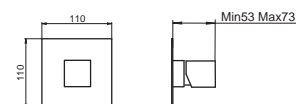
**EST-48250-180**



**SET ESTERNO PER MISCELATORE MONOCOMANDO  
 PER DOCCIA INCASSO 1 VIA**

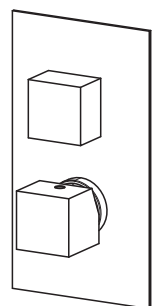
EXTERNAL SET FOR 1 WAY BUILT-IN SHOWER MIXER  
 SET EXTERNE POUR MITIGEUR DOUCHE ENCASTRÉ  
 1 SORTIE

**FIN.**  
 C  
 NO|BI  
 RO|GO|NS|TU  
 OR|OS|NE



PER/FOR/POUR  
**INC-250-BOX-180**

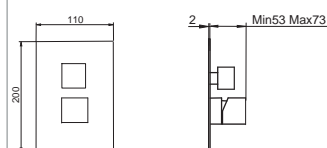
**EST-48200**



**SET ESTERNO PER MISCELATORE MONOCOMANDO  
 PER DOCCIA INCASSO 2 VIE**

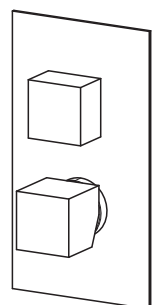
EXTERNAL SET FOR 2 WAYS BUILT-IN SHOWER MIXER  
 SET EXTERNE POUR MITIGEUR DOUCHE ENCASTRÉ  
 2 SORTIES

**FIN.**  
 C  
 NO|BI  
 RO|GO|NS|TU  
 OR|OS|NE



PER/FOR/POUR  
**INC-200-BOX**

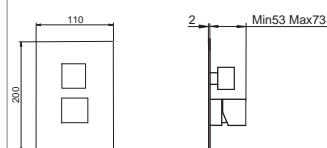
**EST-48200-180**



**SET ESTERNO PER MISCELATORE MONOCOMANDO  
 PER DOCCIA INCASSO 2 VIE**

EXTERNAL SET FOR 2 WAYS BUILT-IN SHOWER MIXER  
 SET EXTERNE POUR MITIGEUR DOUCHE ENCASTRÉ  
 2 SORTIES

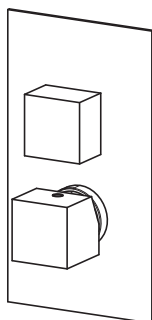
**FIN.**  
 C  
 NO|BI  
 RO|GO|NS|TU  
 OR|OS|NE



PER/FOR/POUR  
**INC-200-BOX-180**

## TORRE

### EST-48230

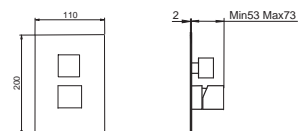


#### SET ESTERNO PER MISCELATORE MONOCOMANDO PER DOCCIA INCASSO 3 VIE

EXTERNAL SET FOR 3 WAYS BUILT-IN SHOWER  
MIXER

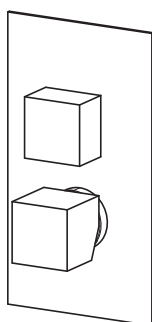
SET EXTERNE POUR MITIGEUR DOUCHE ENCASTRÉ  
3 SORTIES AVEC BOX

**FIN.**  
C  
NO|BI  
RO|GO|NS|TU  
OR|OS|NE



PER/FOR/POUR  
INC-230-BOX

### EST-48230-180

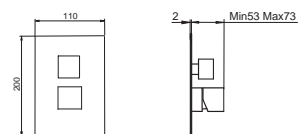


#### SET ESTERNO PER MISCELATORE MONOCOMANDO PER DOCCIA INCASSO 3 VIE

EXTERNAL SET FOR 3 WAYS BUILT-IN SHOWER  
MIXER

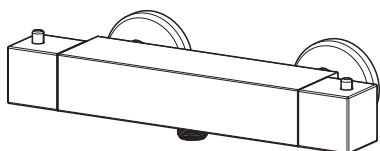
SET EXTERNE POUR MITIGEUR DOUCHE ENCASTRÉ  
3 SORTIES

**FIN.**  
C  
NO|BI  
RO|GO|NS|TU  
OR|OS|NE



PER/FOR/POUR  
INC-230-BOX-180

### 164850



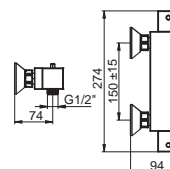
#### MISCELATORE TERMOSTATICO PER DOCCIA ESTERNO

EXTERNAL THERMOSTATIC SHOWER MIXER

MITIGEUR THERMOSTATIQUE EXTERIEUR POUR  
DOUCHE

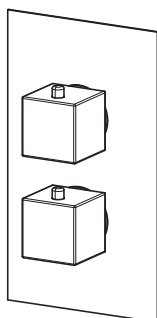
**FIN.**  
C  
NO|BI  
RO|GO|NS|TU  
OR|OS|NE

Articolo|Item|Reference +0TB (ES. 00000C-0TB) € 00C



■ **TORRE**

**EST-48258**

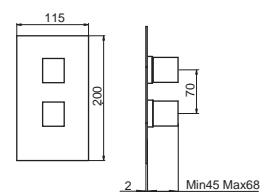


**SET ESTERNO PER MISCELATORE TERMOSTATICO  
 PER DOCCIA INCASSO A 1 VIA**

EXTERNAL SET FOR CONCEALED 1 WAY THERMOSTATIC  
 SHOWER MIXER

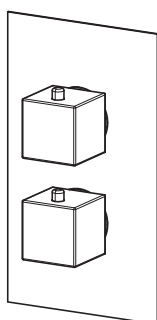
SET EXTERNE POUR MITIGEUR THERMOSTATIQUE  
 ENCASTRÉ POUR DOUCHE 1 VOIE

**FIN.**  
 C  
 NO|BI  
 RO|GO|NS|TU  
 OR|OS|NE



PER/FOR/POUR  
**INC-258-BOX**

**EST-48208**

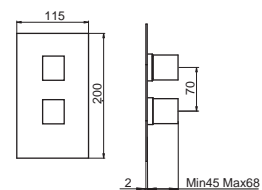


**SET ESTERNO PER MISCELATORE TERMOSTATICO  
 PER DOCCIA INCASSO A 2 VIE**

EXTERNAL SET FOR CONCEALED 2 WAYS THERMOSTATIC  
 SHOWER MIXER

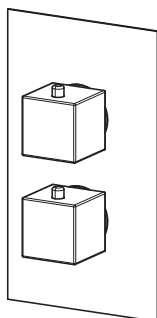
SET EXTERNE POUR MITIGEUR THERMOSTATIQUE  
 ENCASTRÉ POUR DOUCHE 2 VOIES

**FIN.**  
 C  
 NO|BI  
 RO|GO|NS|TU  
 OR|OS|NE



PER/FOR/POUR  
**INC-208-BOX**

**EST-48238**

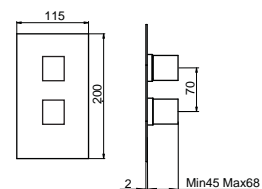


**SET ESTERNO PER MISCELATORE TERMOSTATICO  
 PER DOCCIA INCASSO A 3 VIE**

EXTERNAL SET FOR CONCEALED 3 WAYS THERMOSTATIC  
 SHOWER MIXER

SET EXTERNE POUR MITIGEUR THERMOSTATIQUE  
 ENCASTRÉ POUR DOUCHE 3 VOIES

**FIN.**  
 C  
 NO|BI  
 RO|GO|NS|TU  
 OR|OS|NE

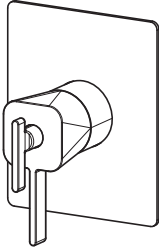


PER/FOR/POUR  
**INC-238-BOX**



■ **TORRE**

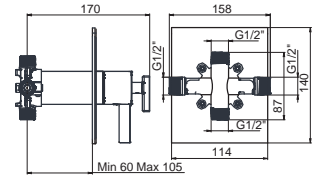
**084831**



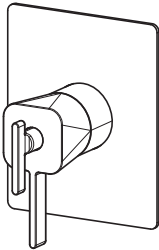
**MISCELATORE TERMOSTATICO COASSIALE 1 VIA DA INCASSO**

1 WAY CONCEALED COAXIAL THERMOSTATIC MIXER  
 MITIGEUR THERMOSTATIQUE COAXIAL ENCASTRÉ  
 1 SORTIE

**FIN.**  
 C  
 NO|BI  
 RO|GO|NS|TU  
 OR|OS|NE



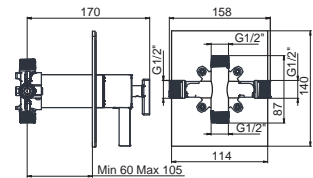
**084841**



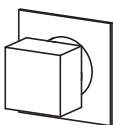
**MISCELATORE TERMOSTATICO COASSIALE 2 VIE DA INCASSO**

2 WAYS CONCEALED COAXIAL THERMOSTATIC MIXER  
 MITIGEUR THERMOSTATIQUE COAXIAL ENCASTRÉ  
 2 SORTIE

**FIN.**  
 C  
 NO|BI  
 RO|GO|NS|TU  
 OR|OS|NE



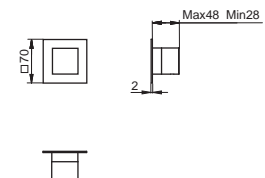
**EST-48340**



**SET ESTERNO PER RUBINETTO D'ARRESTO AD INCASSO**

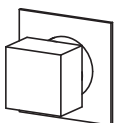
EXTERNAL SET FOR CONCEALED STOPCOCK  
 SET EXTERNE POUR ROBINET D'ARRET ENCASTRÉ

**FIN.**  
 C  
 NO|BI  
 RO|GO|NS|TU  
 OR|OS|NE



PER/FOR/POUR  
**INC-340**

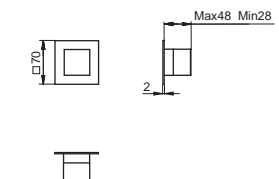
**EST-48345**



**SET ESTERNO PER DEVIATORE DA INCASSO 2 VIE**

EXTERNAL SET FOR CONCEALED 2 WAYS DIVERTER  
 SET EXTERNE POUR INVERSEUR ENCASTRÉ 2 VOIES

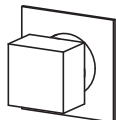
**FIN.**  
 C  
 NO|BI  
 RO|GO|NS|TU  
 OR|OS|NE



PER/FOR/POUR  
**INC-345**

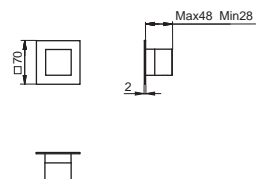
## TORRE

### EST-48346



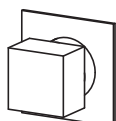
**SET ESTERNO PER DEVIATORE DA INCASSO 3 VIE**  
EXTERNAL SET FOR CONCEALED 3 WAYS DIVERTER  
SET EXTERNE POUR INVERSEUR ENCASTRÉ 3 VOIES

**FIN.**  
C  
NO|BI  
RO|GO|NS|TU  
OR|OS|NE



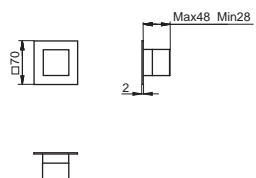
PER/FOR/POUR  
**INC-346**

### EST-48347



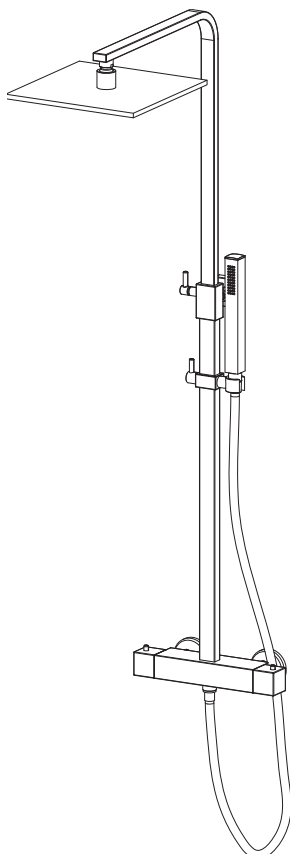
**SET ESTERNO PER DEVIATORE DA INCASSO 4 VIE**  
EXTERNAL SET FOR CONCEALED 4 WAYS DIVERTER  
SET EXTERNE POUR INVERSEUR ENCASTRÉ 4 VOIES

**FIN.**  
C  
NO|BI  
RO|GO|NS|TU  
OR|OS|NE



PER/FOR/POUR  
**INC-347**

### 244820

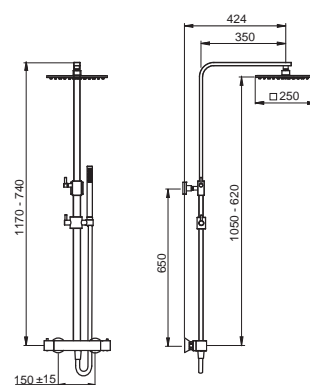


**COLONNA DOCCIA TELESCOPICA QUADRATA CON MISCELATORE TERMOSTATICO, DEVIATORE A 2 VIE, ACCESSORI E SOFFIONE IN OTTONE**

TELESCOPIC SQUARED SHOWER COLUMN WITH THERMOSTATIC MIXER, 2 WAYS DIVERTER, BRASS ACCESSORIES AND SHOWER HEAD

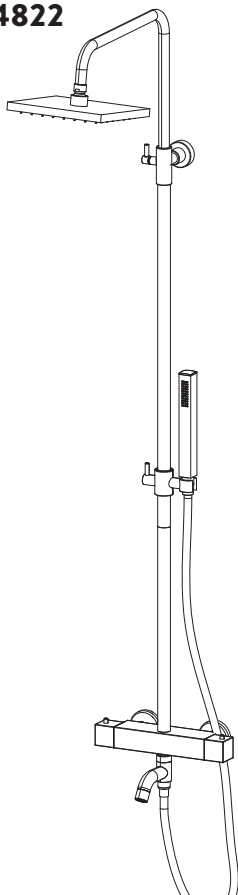
COLONNE DE DOUCHE TÉLESCOPIQUE CARRÉE AVEC MITIGEUR THERMOSTATIQUE, INVERSEUR 2 SORTIES, ACCESSOIRES ET POMME DE DOUCHE EN LAITON

**FIN.**  
C  
NO|BI  
RO|GO|NS|TU  
OR|OS|NE



■ **TORRE**

**244822**

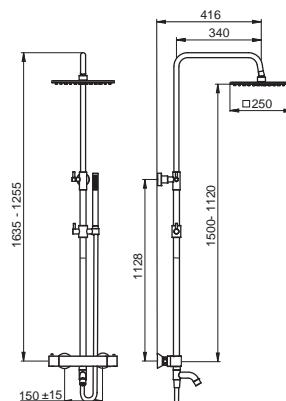


**COLONNA DOCCIA TELESCOPICA QUADRATA CON TUBO TONDO, MISCELATORE TERMOSTATICO, DEVIATORE A 2 VIE, ACCESSORI E SOFFIONE IN OTTONE, BOCCA DEVIATRICE PER VASCA**

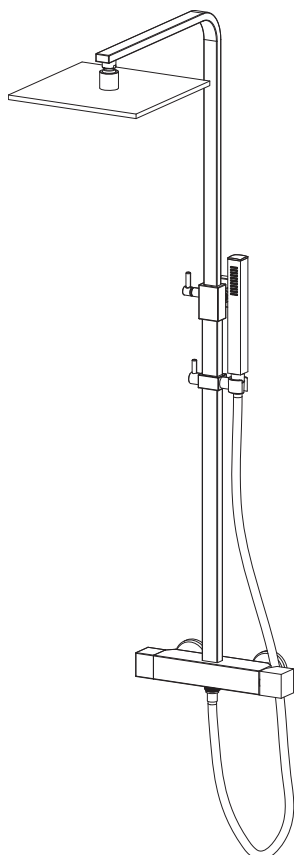
TELESCOPIC SQUARED SHOWER COLUMN WITH ROUND TUBE, THERMOSTATIC MIXER, 2 WAYS DIVERTER, BRASS ACCESSORIE AND SHOWER HEAD, DIVERTED BATH SPOUT

COLONNE DE DOUCHE TÉLESCOPIQUE CARRÉE AVEC TUBE ROND, MITIGEUR THERMOSTATIQUE, INVERSEUR 2 SORTIES, ACCESSOIRES ET POMME DE DOUCHE EN LAITON, BEC INVERSEUR POUR BAIGNOIRE

**FIN.**  
 C  
 NO|BI  
 RO|GO|NS|TU  
 OR|OS|NE



**244810**

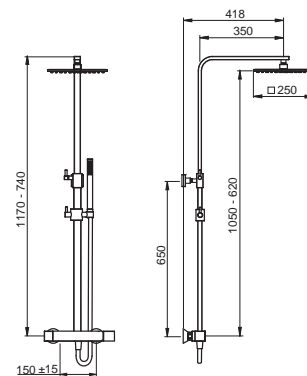


**COLONNA DOCCIA TELESCOPICA QUADRATA CON MISCELATORE, DEVIATORE A 2 VIE, ACCESSORI E SOFFIONE IN OTTONE.**

TELESCOPIC SQUARED SHOWER COLUMN WITH MIXER, 2 WAYS DIVERTER, BRASS ACCESSORIES AND SHOWER HEAD

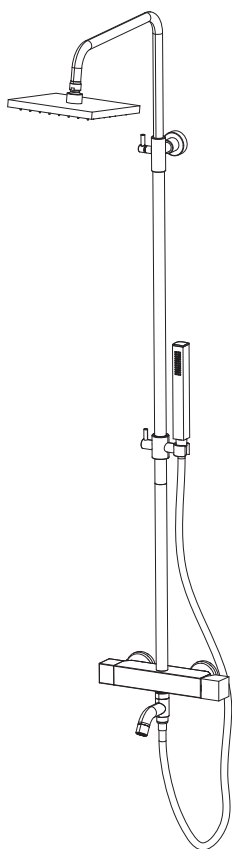
COLONNE DE DOUCHE TÉLESCOPIQUE CARRÉE AVEC MITIGEUR, INVERSEUR 2 SORTIES, ACCESSOIRES ET POMME DE DOUCHE EN LAITON

**FIN.**  
 C  
 NO|BI  
 RO|GO|NS|TU  
 OR|OS|NE



■ **TORRE**

**244812**



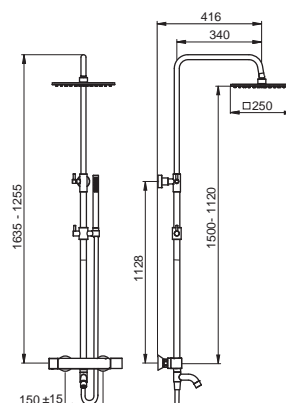
**COLONNA DOCCIA TELESCOPICA QUADRATA CON TUBO TONDO, MISCELATORE, DEVIATORE A 2 VIE, ACCESSORI E SOFFIONE IN OTTONE, BOCCA DEVIATRICE PER VASCA**

TELESCOPIC SQUARED SHOWER COLUMN WITH ROUND TUBE, MIXER, 2 WAYS DIVERTER, BRASS ACCESSORIES AND SHOWER HEAD, DIVERTED BATH SPOUT

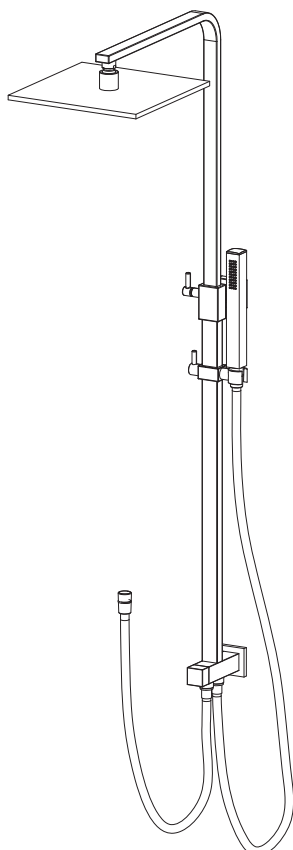
COLONNE DE DOUCHE TÉLESCOPIQUE CARRÉE AVEC TUBE ROND, MITIGEUR, INVERSEUR 2 SORTIES, ACCESSOIRES ET POMME DE DOUCHE EN LAITON, BEC INVERSEUR POUR BAIGNOIRE

**FIN.**

C  
 NO|BI  
 RO|GO|NS|TU  
 OR|OS|NE



**244800**



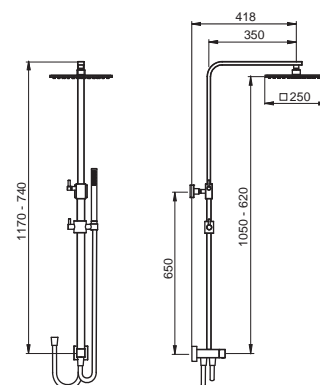
**COLONNA DOCCIA TELESCOPICA QUADRATA SENZA MISCELATORE, CON DEVIATORE A 2 VIE, ACCESSORI E SOFFIONE IN OTTONE**

TELESCOPIC SQUARED SHOWER COLUMN WITHOUT MIXER, WITH 2 WAYS DIVERTER, BRASS ACCESSORIES AND SHOWER HEAD

COLONNE DE DOUCHE TÉLESCOPIQUE CARRÉE SANS MITIGEUR, AVEC INVERSEUR 2 SORTIES, ACCESSOIRES ET POMME DE DOUCHE EN LAITON

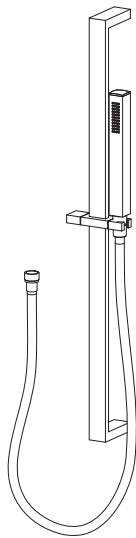
**FIN.**

C  
 NO|BI  
 RO|GO|NS|TU  
 OR|OS|NE



## TORRE

S203



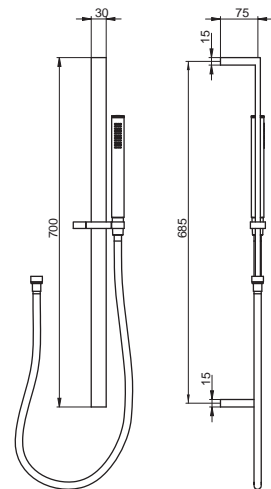
**SALISCENDI MINIMALE QUADRATO IN OTTONE  
CON ACCESSORI**

MINIMAL SQUARED BRASS SHOWER SLIDING BAR  
WITH ACCESSORIES

BARRE DE DOUCHE MINIMAL CARRÉE EN LAITON  
AVEC ACCESSORIES

**FIN.**


C  
NO|BI  
RO|GO|NS|TU  
OR|OS|NE







Finiture - Finishes - Finitions



COLLEZIONE PROGETTO DESIGN

## GEMMA

---

Il buon design è visivamente potente, intellettualmente elegante e, soprattutto, senza tempo.

Good design is visually powerful, intellectually elegant, and, most importantly, timeless.

Un bon design est visuellement puissant, intellectuellement élégant et, surtout, intemporel.

*Massimo Vignanelli*

























■ **GEMMA**

49410  
 49411  
 49412



49430  
 49432



49460  
 49462



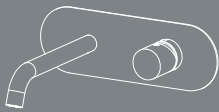
49470  
 49472



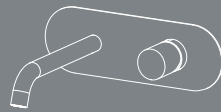
49550  
 49552



EST-49350  
 EST-49352



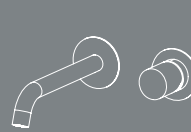
EST-49350-180  
 EST-49352-180



EST-49360  
 EST-49362



EST-49360-180  
 EST-49362-180



EST-49380  
 EST-49382



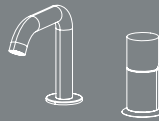
EST-49380-DX  
 EST-49382-DX



EST-49380-SX  
 EST-49382-SX



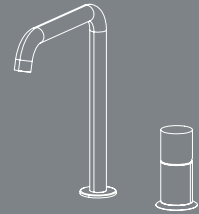
49480  
 49482



49580  
 49582



49490  
 49492



49592



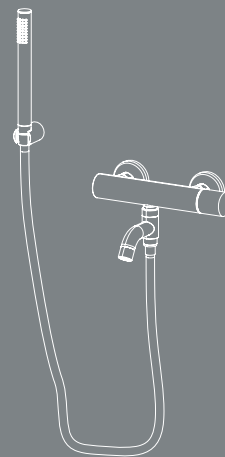
49330  
 49332



49510  
 49511  
 49512



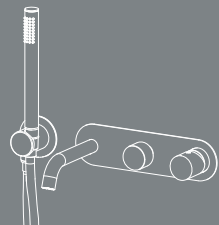
49100



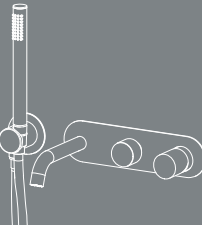
141049-180



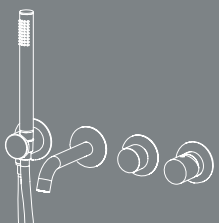
EST-49150  
 EST-49160



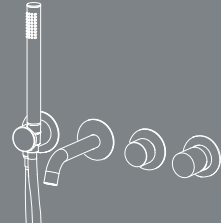
EST-49150-180  
 EST-49160-180



EST-49155  
 EST-49165



EST-49155-180  
 EST-49165-180



121449



122249

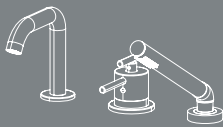


121549

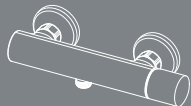


■ **GEMMA**

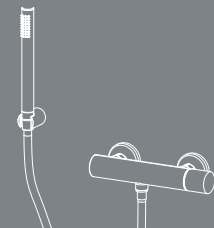
122149



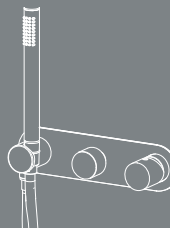
49300



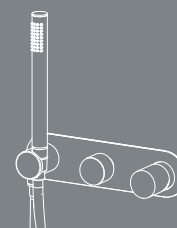
49310



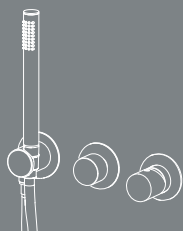
EST-49220  
 EST-49240




EST-49220-180  
 EST-49240-180



EST-49225  
 EST-49245



EST-49225-180  
 EST-49245-180



EST-49250



EST-49250-180



EST-49200  
 EST-49230



EST-49200-180  
 EST-49230-180



164940



EST-49258  
 EST-49208  
 EST-49238



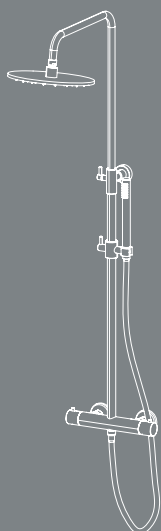
084931  
 084941



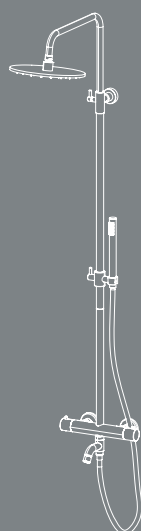
EST-49340  
 EST-49345  
 EST-49346  
 EST-49347



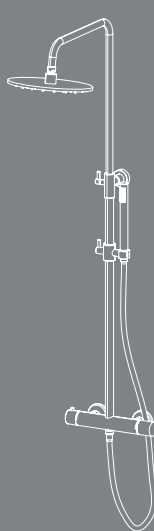
244920



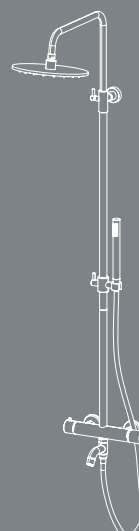
244922



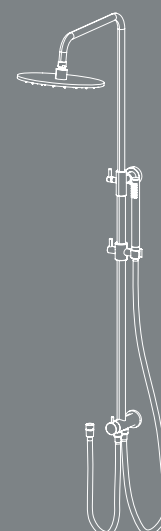
244910



244912



244900

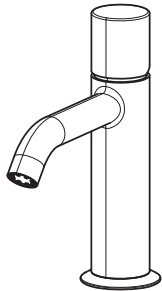


S200



■ GEMMA

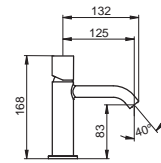
49410



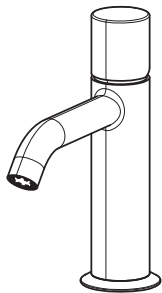
**MISCELATORE MONOCOMANDO PER LAVABO  
SENZA SCARICO**

WASH-BASIN MIXER WITHOUT WASTE  
MITIGEUR POUR LAVABO SANS VIDAGE

**FIN.**  
C  
NO | BI  
OO | RO | GO | BR | RA | NS | TU  
OR | OS | NE



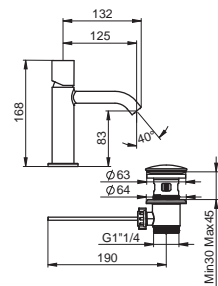

49411



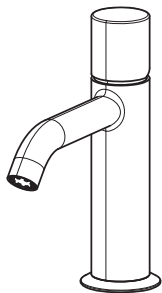
**MISCELATORE MONOCOMANDO PER LAVABO CON  
SCARICO AUTOMATICO DA 1 1/4**

WASH-BASIN MIXER WITH 1 1/4 POP-UP WASTE  
MITIGEUR POUR LAVABO AVEC VIDAGE 1 1/4 À  
TIRETTE

**FIN.**  
C  
NO | BI  
OO | RO | GO | BR | RA | NS | TU  
OR | OS | NE



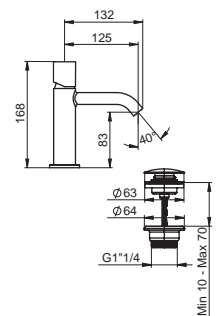
49412



**MISCELATORE MONOCOMANDO PER LAVABO CON  
SCARICO CLICK CLACK DA 1 1/4**

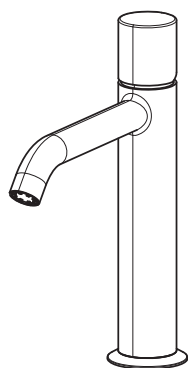
WASH-BASIN MIXER WITH 1 1/4 CLICK CLACK WASTE  
MITIGEUR POUR LAVABO AVEC VIDAGE CLICK  
CLACK 1 1/4

**FIN.**  
C  
NO | BI  
OO | RO | GO | BR | RA | NS | TU  
OR | OS | NE



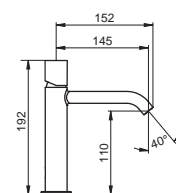
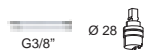
■ **GEMMA**

**49430**

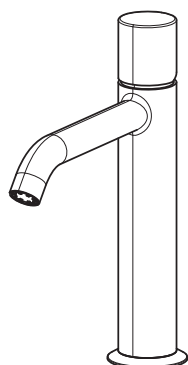


**MISCELATORE MONOCOMANDO PER LAVABO MEDIUM SENZA SCARICO**  
 WASH-BASIN MIXER MEDIUM WITHOUT WASTE  
 MITIGEUR POUR LAVABO MEDIUM SANS VIDAGE

**FIN.**  
 C  
 NO|BI  
 OO|RO|GO|BR|RA|NS|TU  
 OR|OS|NE

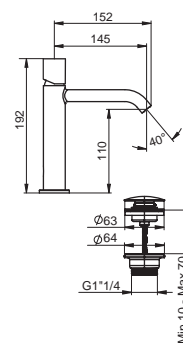
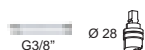


**49432**

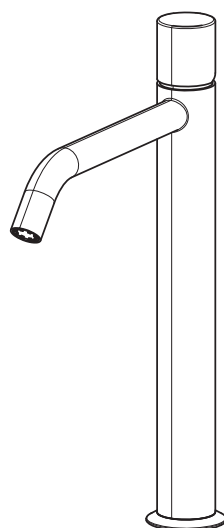


**MISCELATORE MONOCOMANDO PER LAVABO MEDIUM CON SCARICO CLICK CLACK DA 1 1/4**  
 WASH-BASIN MIXER MEDIUM WITH 1 1/4 CLICK CLACK WASTE  
 MITIGEUR POUR LAVABO MEDIUM AVEC VIDAGE CLICK CLACK 1 1/4

**FIN.**  
 C  
 NO|BI  
 OO|RO|GO|BR|RA|NS|TU  
 OR|OS|NE

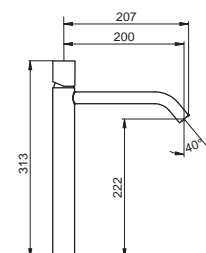


**49460**



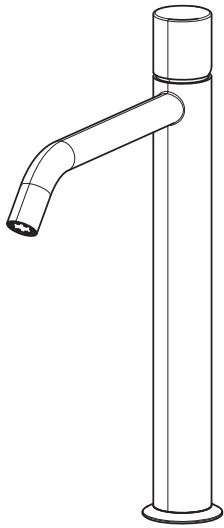
**MISCELATORE MONOCOMANDO PER LAVABO ALTO SENZA SCARICO**  
 WASH-BASIN MIXER TALL WITHOUT WASTE  
 MITIGEUR POUR LAVABO HAUTE SANS VIDAGE

**FIN.**  
 C  
 NO|BI  
 OO|RO|GO|BR|RA|NS|TU  
 OR|OS|NE



■ **GEMMA**

**49462**

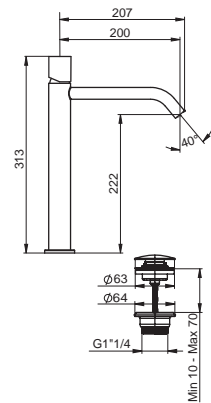
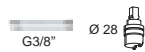


**MISCELATORE MONOCOMANDO PER LAVABO ALTO  
 CON SCARICO CLICK CLACK DA 1"1/4**

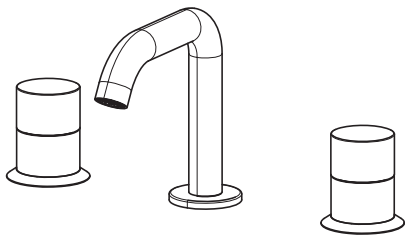
WASH-BASIN MIXER TALL WITH 1"1/4 CLICK CLACK  
 WASTE

MITIGEUR POUR LAVABO HAUTE AVEC VIDAGE  
 CLICK CLACK 1"1/4

**FIN.**  
 C  
 NO|BI  
 OO|RO|GO|BR|RA|NS|TU  
 OR|OS|NE



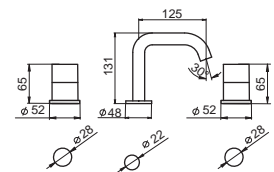
**49470**



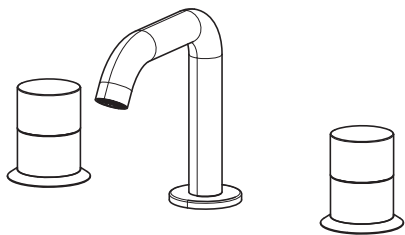
**MISCELATORE A DOPPIO COMANDO PER LAVABO  
 SENZA SCARICO**

WASH-BASIN 2 HANDLES MIXER WITHOUT WASTE  
 MELANGEUR POUR LAVABO SANS VIDAGE

**FIN.**  
 C  
 NO|BI  
 OO|RO|GO|BR|RA|NS|TU  
 OR|OS|NE



**49472**

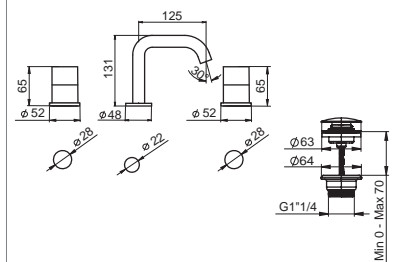


**MISCELATORE A DOPPIO COMANDO PER LAVABO  
 CON SCARICO CLICK CLACK DA 1"1/4**

WASH-BASIN 2 HANDLES MIXER WITH 1"1/4 CLICK  
 CLACK WASTE

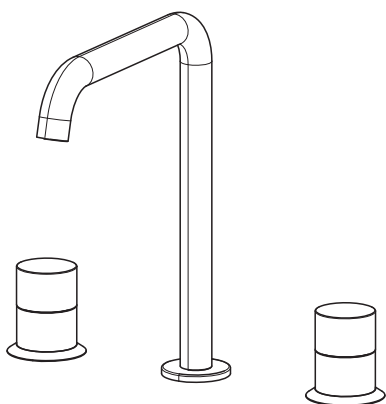
MELANGEUR POUR LAVABO AVEC VIDAGE CLICK  
 CLACK 1"1/4

**FIN.**  
 C  
 NO|BI  
 OO|RO|GO|BR|RA|NS|TU  
 OR|OS|NE



■ GEMMA

49550

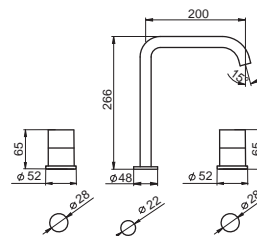


**MISCELATORE A DOPPIO COMANDO PER LAVABO SENZA SCARICO**

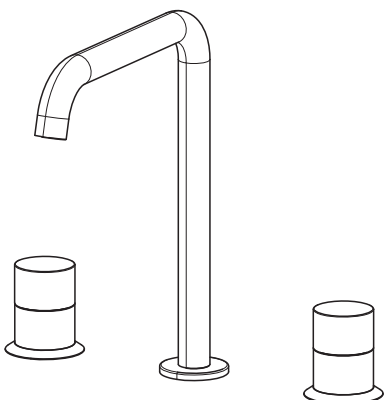
WASH-BASIN 2 HANDLES MIXER WITHOUT WASTE

MELANGEUR POUR LAVABO SANS VIDAGE

FIN.  
C  
NO|BI  
OO|RO|GO|BR|RA|NS|TU  
OR|OS|NE



49552

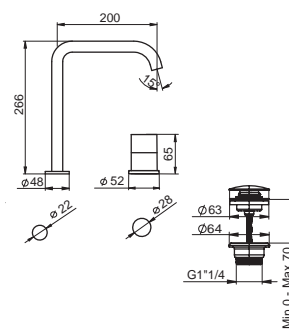


**MISCELATORE A DOPPIO COMANDO PER LAVABO CON SCARICO CLICK CLACK DA 1"1/4**

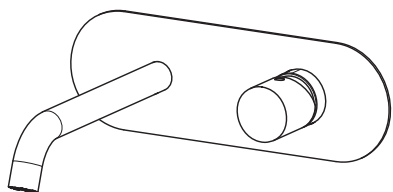
WASH-BASIN 2 HANDLES MIXER WITH 1"1/4 CLICK CLACK WASTE

MELANGEUR POUR LAVABO AVEC VIDAGE CLICK CLACK 1"1/4

FIN.  
C  
NO|BI  
OO|RO|GO|BR|RA|NS|TU  
OR|OS|NE



EST-49350

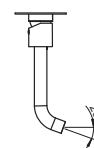
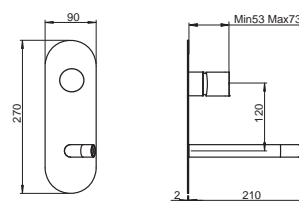


**SET ESTERNO PER MISCELATORE MONOCOMANDO PER LAVABO DA INCASSO A PARETE SENZA SCARICO**

EXTERNAL SET FOR CONCEALED WASH-BASIN MIXER WITHOUT WASTE

SET EXTERNE POUR MITIGEUR ENCASTRÉ POUR LAVABO

FIN.  
C  
NO|BI  
OO|RO|GO|BR|RA|NS|TU  
OR|OS|NE

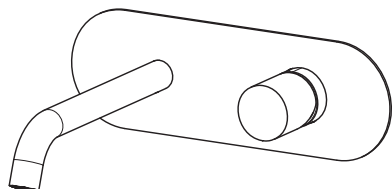


PER/FOR/POUR  
INC-350/360-BOX



■ GEMMA

**EST-49350-180**



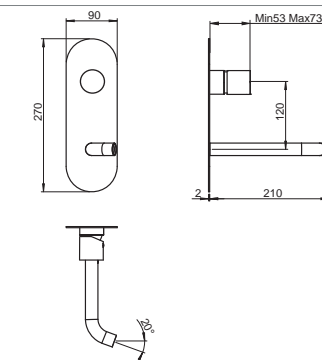
**SET ESTERNO PER MISCELATORE MONOCOMANDO  
PER LAVABO DA INCASSO A PARETE SENZA  
SCARICO**

EXTERNAL SET FOR CONCEALED WASH-BASIN  
MIXER WITHOUT WASTE

SET EXTERNE POUR MITIGEUR ENCASTRÉ POUR  
LAVABO

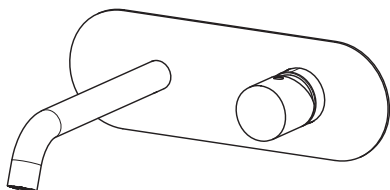
**FIN.**

C  
NO|BI  
OO|RO|GO|BR|RA|NS|TU  
OR|OS|NE



PER/FOR/POUR  
**INC-350/360-BOX-180**

**EST-49352**



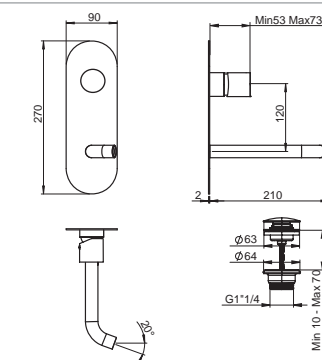
**SET ESTERNO PER MISCELATORE MONOCOMANDO  
PER LAVABO DA INCASSO A PARETE CON SCARICO  
CLICK CLACK DA 1"1/4**

EXTERNAL SET FOR CONCEALED WASH-BASIN MIXER  
WITH 1"1/4 CLICK CLACK WASTE

SET EXTERNE POUR MITIGEUR ENCASTRÉ POUR  
LAVABO AVEC VIDAGE CLICK CLACK 1"1/4

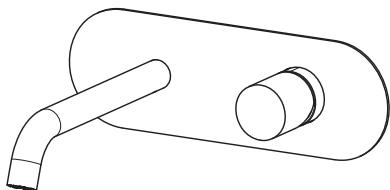
**FIN.**

C  
NO|BI  
OO|RO|GO|BR|RA|NS|TU  
OR|OS|NE



PER/FOR/POUR  
**INC-350/360-BOX**

**EST-49352-180**



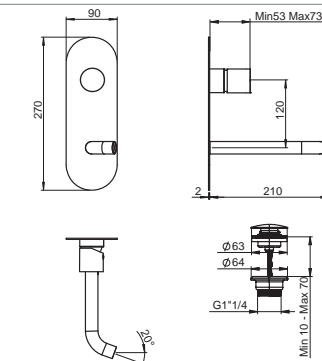
**SET ESTERNO PER MISCELATORE MONOCOMANDO  
PER LAVABO DA INCASSO A PARETE CON SCARICO  
CLICK CLACK DA 1"1/4**

EXTERNAL SET FOR CONCEALED WASH-BASIN  
MIXER WITH 1"1/4 CLICK CLACK WASTE

SET EXTERNE POUR MITIGEUR ENCASTRÉ POUR  
LAVABO AVEC VIDAGE CLICK CLACK 1"1/4

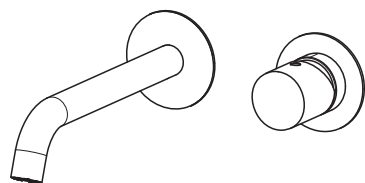
**FIN.**

C  
NO|BI  
OO|RO|GO|BR|RA|NS|TU  
OR|OS|NE



PER/FOR/POUR  
**INC-350/360-BOX-180**

**EST-49360**



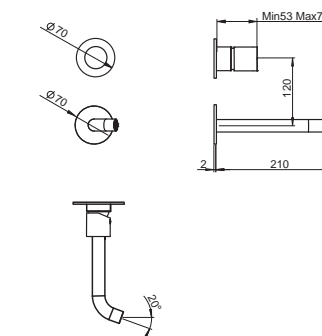
**SET ESTERNO PER MISCELATORE PER LAVABO DA  
INCASSO A PARETE**

EXTERNAL SET FOR CONCEALED WASH-BASIN  
MIXER

SET EXTERNE POUR MITIGEUR ENCASTRÉ POUR  
LAVABO

**FIN.**

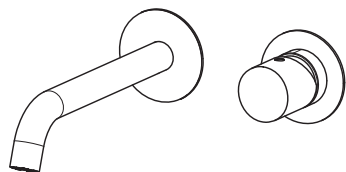
C  
NO|BI  
OO|RO|GO|BR|RA|NS|TU  
OR|OS|NE



PER/FOR/POUR  
**INC-350/360-BOX**

■ GEMMA

**EST-49362**



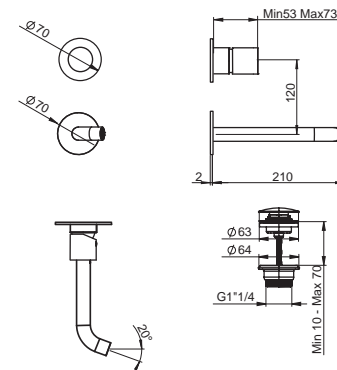
**SET ESTERNO PER MISCELATORE PER LAVABO DA INCASSO A PARETE CON SCARICO CLICK CLACK DA 1"1/4**

EXTERNAL SET FOR CONCEALED WASH-BASIN MIXER WITH 1"1/4 CLICK CLACK WASTE

SET EXTERNE POUR MITIGEUR ENCASTRÉ POUR LAVABO AVEC VIDAGE CLICK CLAK 1"1/4

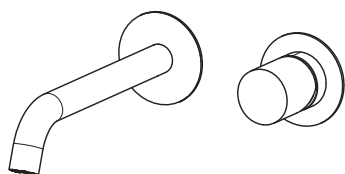
**FIN.**

C  
NO|BI  
OO|RO|GO|BR|RA|NS|TU  
OR|OS|NE



PER/FOR/POUR  
**INC-350/360-BOX**

**EST-49360-180**



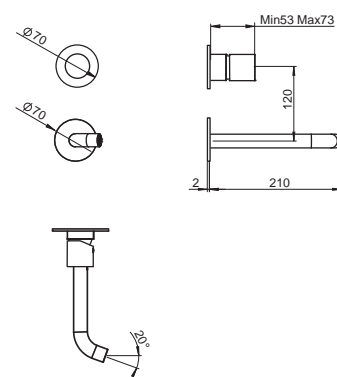
**SET ESTERNO PER MISCELATORE PER LAVABO DA INCASSO A PARETE**

EXTERNAL SET FOR CONCEALED WASH-BASIN MIXER

SET EXTERNE POUR MITIGEUR ENCASTRÉ POUR LAVABO

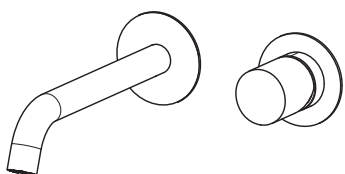
**FIN.**

C  
NO|BI  
OO|RO|GO|BR|RA|NS|TU  
OR|OS|NE



PER/FOR/POUR  
**INC-350/360-BOX-180**

**EST-49362-180**



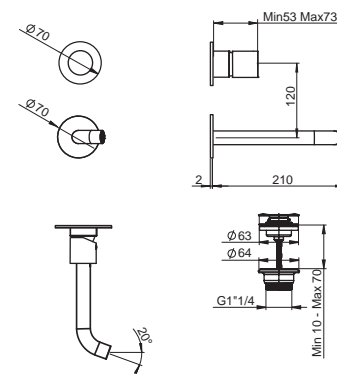
**SET ESTERNO PER MISCELATORE PER LAVABO DA INCASSO A PARETE CON SCARICO CLICK CLACK DA 1"1/4**

EXTERNAL SET FOR CONCEALED WASH-BASIN MIXER WITH 1"1/4 CLICK CLACK WASTE

SET EXTERNE POUR MITIGEUR ENCASTRÉ POUR LAVABO AVEC VIDAGE CLICK CLAK 1"1/4

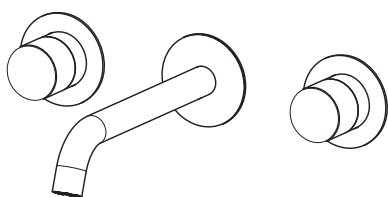
**FIN.**

C  
NO|BI  
OO|RO|GO|BR|RA|NS|TU  
OR|OS|NE



PER/FOR/POUR  
**INC-350/360-BOX-180**

**EST-49380**



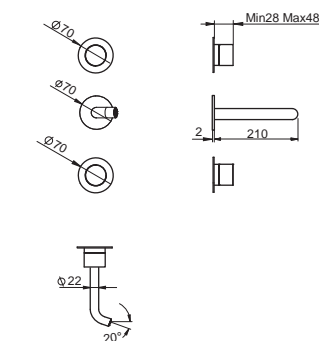
**SET ESTERNO PER MISCELATORE A DOPPIO COMANDO PER LAVABO DA INCASSO A PARETE SENZA SCARICO**

EXTERNAL SET FOR CONCEALED 2 HANDLES WASH-BASIN MIXER WITHOUT WASTE

SET EXTERNE POUR MELANGEUR ENCASTRÉ POUR LAVABO SANS VIDAGE

**FIN.**

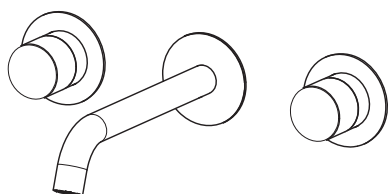
C  
NO|BI  
OO|RO|GO|BR|RA|NS|TU  
OR|OS|NE



PER/FOR/POUR  
**INC-380**

■ **GEMMA**

**EST-49382**



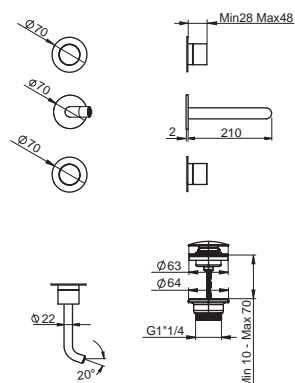
**SET ESTERNO PER MISCELATORE A DOPPIO  
 COMANDO PER LAVABO DA INCASSO A PARETE  
 CON SCARICO CLICK CLACK DA 1"1/4**

EXTERNAL SET FOR CONCEALED 2 HANDLES WASH-  
 BASIN MIXER WITH 1"1/4 CLICK CLACK WASTE

SET EXTERNE POUR MELANGEUR ENCASTRÉ POUR  
 LAVABO AVEC VIDAGE CLICK CLACK 1"1/4

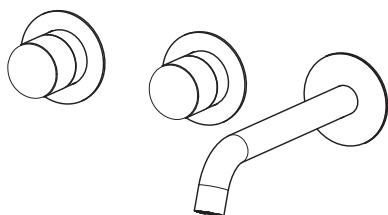
FIN.

C  
 NO|BI  
 OO|RO|GO|BR|RA|NS|TU  
 OR|OS|NE



PER/FOR/POUR  
**INC-380**

**EST-49380-DX**



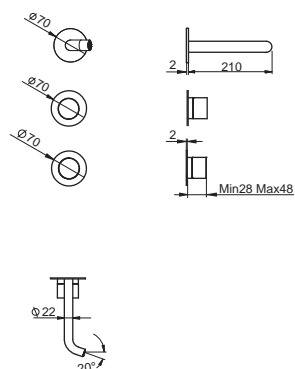
**SET ESTERNO PER MISCELATORE A DOPPIO  
 COMANDO PER LAVABO DA INCASSO A PARETE  
 SENZA SCARICO CON BOCCA A DESTRA**

EXTERNAL SET FOR CONCEALED 2 HANDLES WASH-  
 BASIN MIXER WITOUT WASTE WITH RIGHT SIDE  
 SPOUT

SET EXTERNE POUR MELANGEUR ENCASTRÉ POUR  
 LAVABO SANS VIDAGE AVEC BEC À DROITE

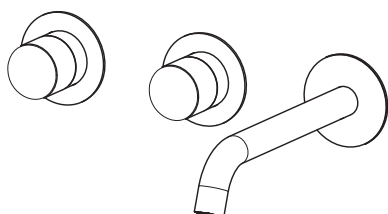
FIN.

C  
 NO|BI  
 OO|RO|GO|BR|RA|NS|TU  
 OR|OS|NE



PER/FOR/POUR  
**INC-380-DX**

**EST-49382-DX**



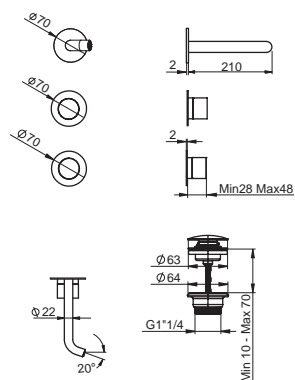
**SET ESTERNO PER MISCELATORE A DOPPIO  
 COMANDO PER LAVABO DA INCASSO A PARETE  
 CON SCARICO CLICK CLACK DA 1"1/4 CON BOCCA  
 A DESTRA**

EXTERNAL SET FOR CONCEALED 2 HANDLES WASH-  
 BASIN MIXER WITH 1"1/4 CLICK CLACK WASTE WITH  
 RIGHT SIDE SPOUT

SET EXTERNE POUR MELANGEUR ENCASTRÉ POUR  
 LAVABO AVEC VIDAGE CLICK CLACK 1"1/4 AVEC BEC  
 À DROITE

FIN.

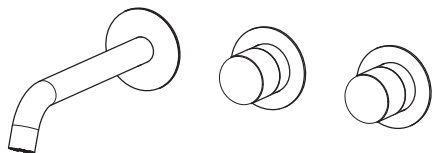
C  
 NO|BI  
 OO|RO|GO|BR|RA|NS|TU  
 OR|OS|NE



PER/FOR/POUR  
**INC-380-DX**

■ GEMMA

**EST-49380-SX**



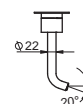
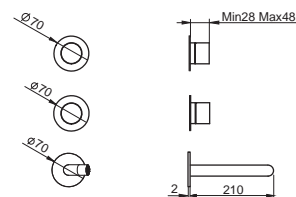
**SET ESTERNO PER MISCELATORE A DOPPIO  
COMANDO PER LAVABO DA INCASSO A PARETE  
SENZA SCARICO CON BOCCA A SINISTRA**

EXTERNAL SET FOR CONCEALED 2 HANDLES WASH-  
BASIN MIXER WITHOUT WASTE WITH LEFT SIDE SPOUT

SET EXTERNE POUR MELANGEUR ENCASTRÉ POUR  
LAVABO SANS VIDAGE AVEC BEC À GAUCHE

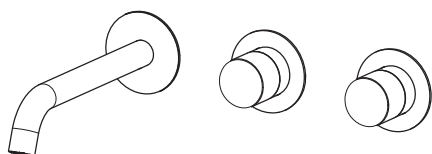
FIN.

C  
NO|BI  
OO|RO|GO|BR|RA|NS|TU  
OR|OS|NE



PER/FOR/POUR  
**INC-380-SX**

**EST-49382-SX**



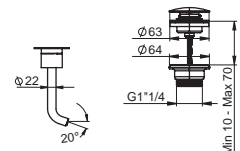
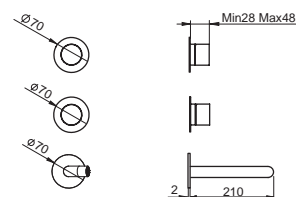
**SET ESTERNO PER MISCELATORE A DOPPIO  
COMANDO PER LAVABO DA INCASSO A PARETE  
CON SCARICO CLICK CLACK DA 1"1/4 CON BOCCA  
A SINISTRA**

EXTERNAL SET FOR CONCEALED 2 HANDLES WASH-  
BASIN MIXER WITH 1"1/4 CLICK CLACK WASTEWITH  
LEFT SIDE SPOUT

SET EXTERNE POUR MELANGEUR ENCASTRÉ POUR  
LAVABO AVEC VIDAGE CLICK CLACK 1"1/4 AVEC BEC  
À GAUCHE

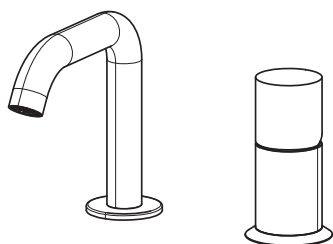
FIN.

C  
NO|BI  
OO|RO|GO|BR|RA|NS|TU  
OR|OS|NE



PER/FOR/POUR  
**INC-380-SX**

**49480**



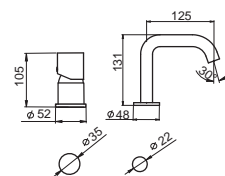
**MISCELATORE MONOCOMANDO PER LAVABO CON  
COMANDO REMOTO SENZA SCARICO**

WASH-BASIN MIXER WITH REMOTE CONTROL  
WITHOUT WASTE

SET EXTERNE POUR MITIGEUR POUR LAVABO AVEC  
CONTROLE LATÉRAL SANS VIDAGE

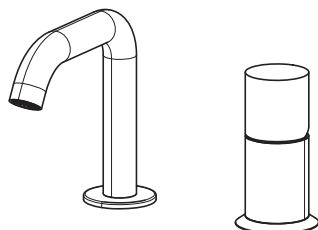
FIN.

C  
NO|BI  
OO|RO|GO|BR|RA|NS|TU  
OR|OS|NE



■ **GEMMA**

**49482**



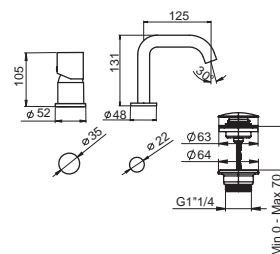
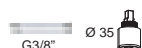
**MISCELATORE MONOCOMANDO PER LAVABO CON COMANDO REMOTO CON SCARICO CLICK CLACK DA 1"1/4**

WASH-BASIN MIXER WITH REMOTE CONTROL WITH 1"1/4 CLICK CLACK WASTE

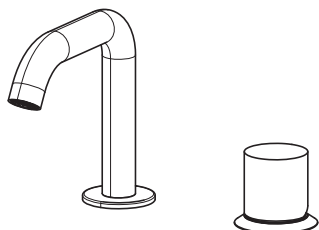
MITIGEUR POUR LAVABO AVEC CONTROLE LATÉRAL AVEC VIDAGE CLICK CLACK 1"1/4

**FIN.**

C  
 NO | BI  
 OO | RO | GO | BR | RA | NS | TU  
 OR | OS | NE



**49580**



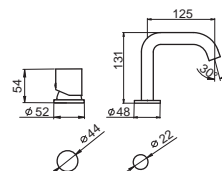
**MISCELATORE MONOCOMANDO PER LAVABO CON COMANDO REMOTO SENZA SCARICO**

WASH-BASIN MIXER WITH REMOTE CONTROL WITHOUT WASTE

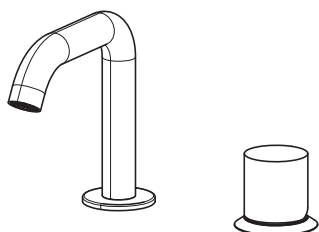
MITIGEUR POUR LAVABO AVEC CONTROLE LATÉRAL SANS VIDAGE

**FIN.**

C  
 NO | BI  
 OO | RO | GO | BR | RA | NS | TU  
 OR | OS | NE



**49582**



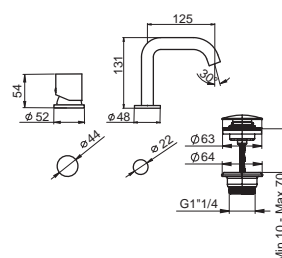
**MISCELATORE MONOCOMANDO PER LAVABO CON COMANDO REMOTO CON SCARICO CLICK CLACK DA 1"1/4**

WASH-BASIN MIXER WITH REMOTE CONTROL AND 1"1/4 CLICK CLACK WASTE

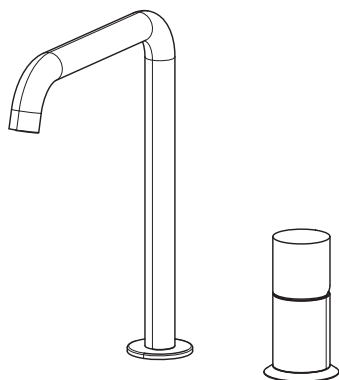
MITIGEUR POUR LAVABO AVEC CONTROLE LATÉRAL AVEC VIDAGE CLICK CLACK 1"1/4

**FIN.**

C  
 NO | BI  
 OO | RO | GO | BR | RA | NS | TU  
 OR | OS | NE



**49490**



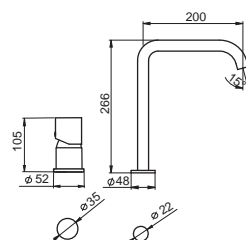
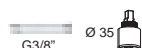
**MISCELATORE MONOCOMANDO PER LAVABO ALTO CON COMANDO REMOTO SENZA SCARICO**

WASH-BASIN MIXER A WITH REMOTE CONTROL WITHOUT WASTE

MITIGEUR POUR LAVABO HAUTE AVEC CONTROLE LATÉRAL SANS VIDAGE

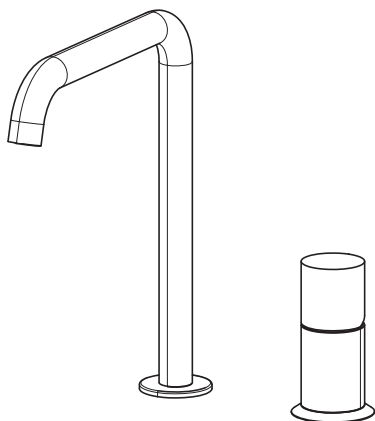
**FIN.**

C  
 NO | BI  
 OO | RO | GO | BR | RA | NS | TU  
 OR | OS | NE



■ **GEMMA**

**49492**



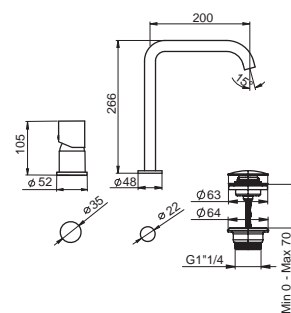
**MISCELATORE MONOCOMANDO PER LAVABO ALTO  
 CON COMANDO REMOTO CON SCARICO CLICK  
 CLACK DA 1"1/4**

WASH-BASIN MIXER TALL WITH REMOTE CONTROL  
 WITH 1"1/4 CLICK CLACK WASTE

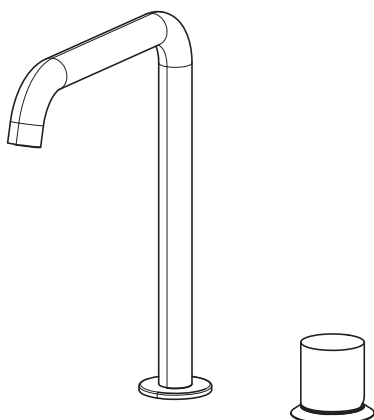
MITIGEUR POUR LAVABO HAUTE AVEC CONTROLE  
 LATÉRAL AVEC VIDAGE CLICK CLACK 1"1/4

**FIN.**

C  
 NO|BI  
 OO|RO|GO|BR|RA|NS|TU  
 OR|OS|NE



**49590**



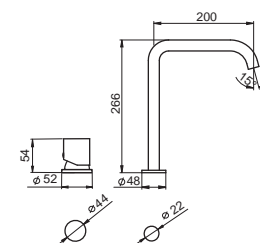

**MISCELATORE MONOCOMANDO PER LAVABO ALTO  
 CON COMANDO REMOTO SENZA SCARICO**

WASH-BASIN MIXER TALL WITH REMOTE CONTROL  
 WITHOUT WASTE

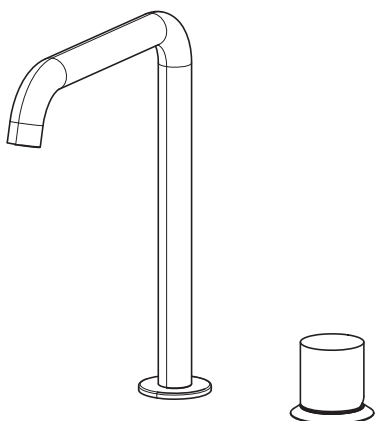
MITIGEUR POUR LAVABO HAUTE AVEC CONTROLE  
 LATÉRAL SANS VIDAGE

**FIN.**

C  
 NO|BI  
 OO|RO|GO|BR|RA|NS|TU  
 OR|OS|NE



**49592**



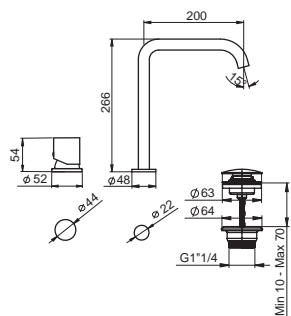

**MISCELATORE MONOCOMANDO PER LAVABO ALTO  
 CON COMANDO REMOTO CON SCARICO CLICK  
 CLACK DA 1"1/4**

WASH-BASIN MIXER TALL WITH REMOTE CONTROL  
 AND 1"1/4 CLICK CLACK WASTE

MITIGEUR POUR LAVABO HAUTE AVEC CONTROLE  
 LATÉRAL AVEC VIDAGE CLICK CLACK 1"1/4

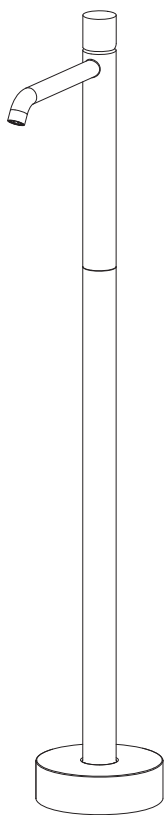
**FIN.**

C  
 NO|BI  
 OO|RO|GO|BR|RA|NS|TU  
 OR|OS|NE



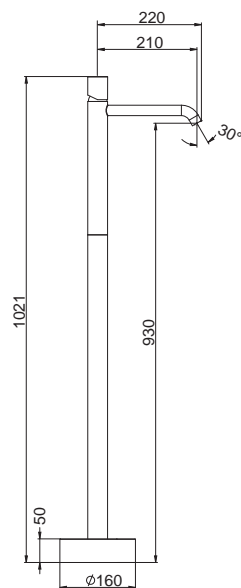
■ GEMMA

49330

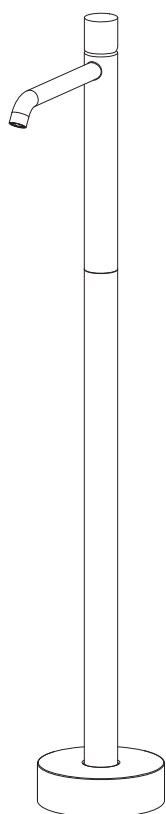


**MISCELATORE MONOCOMANDO PER LAVABO A PAVIMENTO SENZA SCARICO**  
FLOOR MOUNTED WASH-BASIN MIXER WITHOUT WASTE  
MITIGEUR POUR LAVABO SUR PIED SANS VIDAGE

**FIN.**  
C  
NO | BI  
OO | RO | GO | BR | RA | NS | TU  
OR | OS | NE

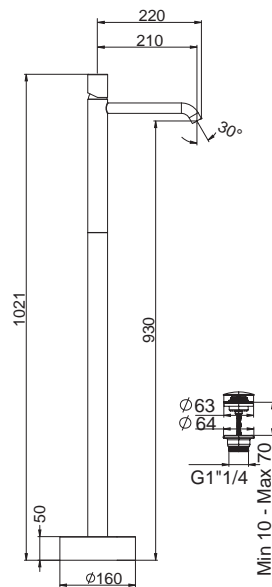


49332



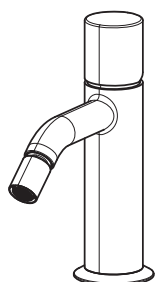
**MISCELATORE MONOCOMANDO PER LAVABO A PAVIMENTO CON SCARICO CLICK CLACK DA 1"1/4**  
FLOOR MOUNTED WASH-BASIN MIXER WITH 1"1/4 CLICK CLACK WASTE  
MITIGEUR POUR LAVABO SUR PIED AVEC VIDAGE CLICK CLACK 1"1/4

**FIN.**  
C  
NO | BI  
OO | RO | GO | BR | RA | NS | TU  
OR | OS | NE



■ **GEMMA**

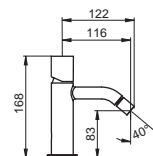
**49510**



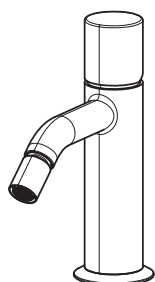
**MISCELATORE MONOCOMANDO PER BIDET SENZA SCARICO**

BIDET MIXER WITHOUT WASTE  
 MITIGEUR POUR BIDET SANS VIDAGE

**FIN.**  
 C  
 NO|BI  
 OO|RO|GO|BR|RA|NS|TU  
 OR|OS|NE



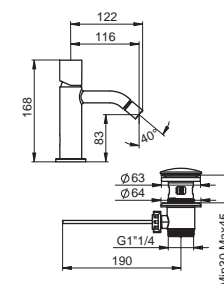
**49511**



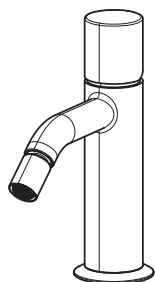
**MISCELATORE MONOCOMANDO PER BIDET CON SCARICO AUTOMATICO DA 1"1/4**

BIDET MIXER WITH 1"1/4 POP-UP WASTE  
 MITIGEUR POUR BIDET AVEC VIDAGE 1"1/4 À TIRETTE

**FIN.**  
 C  
 NO|BI  
 OO|RO|GO|BR|RA|NS|TU  
 OR|OS|NE



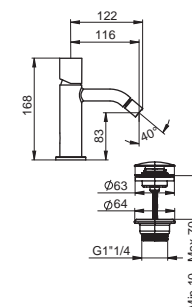
**49512**



**MISCELATORE MONOCOMANDO PER BIDET CON SCARICO CLICK CLACK DA 1"1/4**

BIDET MIXER WITH 1"1/4 CLICK CLACK WASTE  
 MITIGEUR POUR BIDET AVEC VIDAGE CLICK CLACK 1"1/4

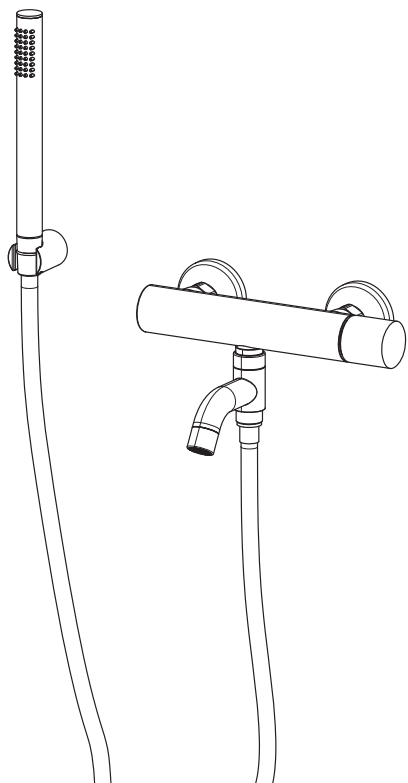
**FIN.**  
 C  
 NO|BI  
 OO|RO|GO|BR|RA|NS|TU  
 OR|OS|NE





■ **GEMMA**

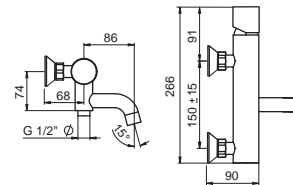
**49100**



**MISCELATORE MONOCOMANDO PER VASCA ESTERNO CON FLESSIBILE E DOCCETTA**

EXTERNAL BATH MIXER WITH FLEXIBLE HOSE AND HAND SHOWER

MITIGEUR BAIN DOUCHE EXTÉRIEUR AVEC FLEXIBLE ET DOUCHETTE

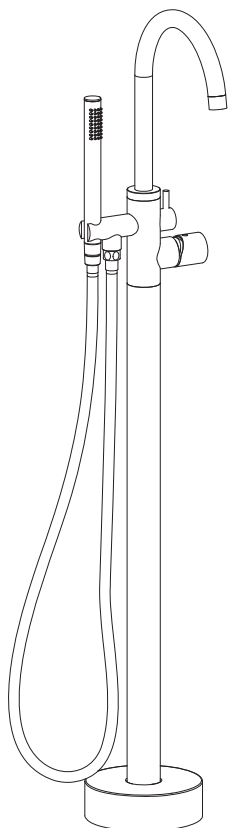


**FIN.**

C  
 NO | BI  
 OO | RO | GO | BR | RA | NS | TU  
 OR | OS | NE



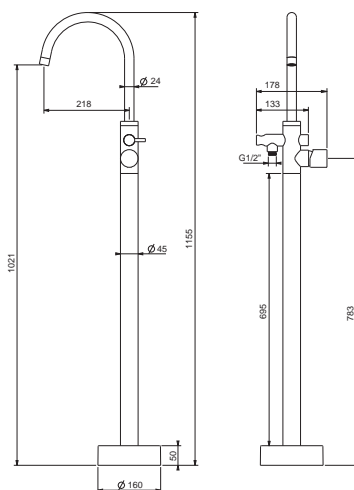
**141049-180**



**MISCELATORE MONOCOMANDO PER VASCA A PAVIMENTO**

FLOOR MOUNTED BATH MIXER

MITIGEUR POUR BAIN SUR PIED



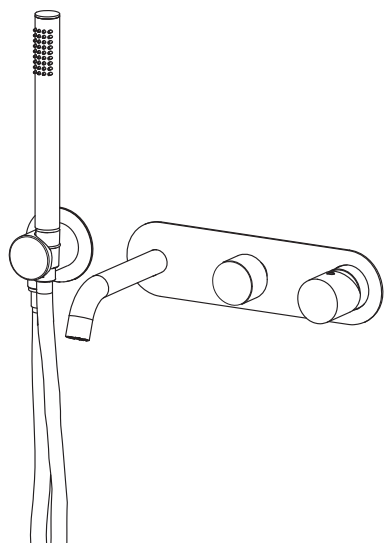
**FIN.**

C  
 NO | BI  
 OO | RO | GO | BR | RA | NS | TU  
 OR | OS | NE



■ **GEMMA**

**EST-49150**



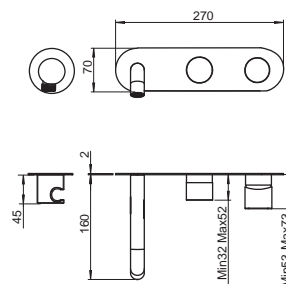
**SET ESTERNO PER MISCELATORE MONOCOMANDO  
 PER VASCA INCASSO CON FLESSIBILE E DOCCETTA**

EXTERNAL SET FOR WALL BATH MIXER WITH  
 FLEXIBLE HOSE AND HAND SHOWER

SET EXTERNE POUR MITIGEUR BAIN DOUCHE  
 ENCASTRÉ

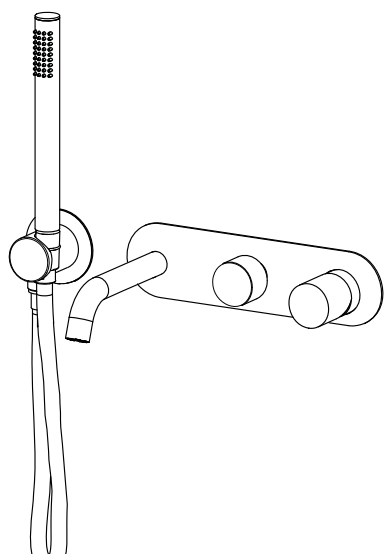
**FIN.**

C  
 NO|BI  
 OO|RO|GO|BR|RA|NS|TU  
 OR|OS|NE



PER/FOR/POUR  
**INC-150/155**

**EST-49150-180**



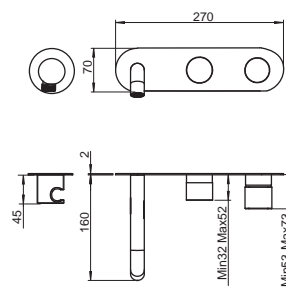
**SET ESTERNO PER MISCELATORE MONOCOMANDO  
 PER VASCA INCASSO CON FLESSIBILE E DOCCETTA**

EXTERNAL SET FOR WALL BATH MIXER WITH  
 FLEXIBLE HOSE AND HAND SHOWER

SET EXTERNE POUR MITIGEUR BAIN DOUCHE  
 ENCASTRÉ

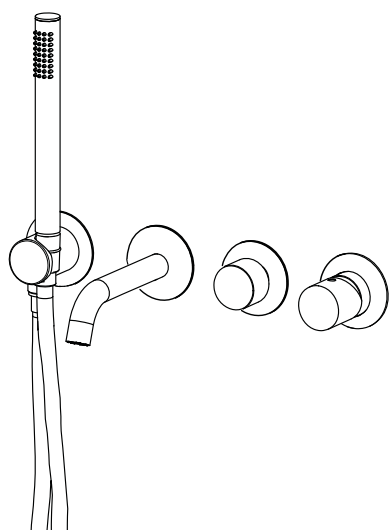
**FIN.**

C  
 NO|BI  
 OO|RO|GO|BR|RA|NS|TU  
 OR|OS|NE



PER/FOR/POUR  
**INC-150/155-180**

**EST-49155**



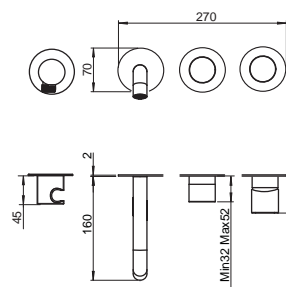
**SET ESTERNO PER MISCELATORE MONOCOMANDO  
 PER VASCA INCASSO CON FLESSIBILE E DOCCETTA**

EXTERNAL SET FOR WALL BATH MIXER WITH  
 FLEXIBLE HOSE AND HAND SHOWER

SET EXTERNE POUR MITIGEUR BAIN DOUCHE  
 ENCASTRÉ

**FIN.**

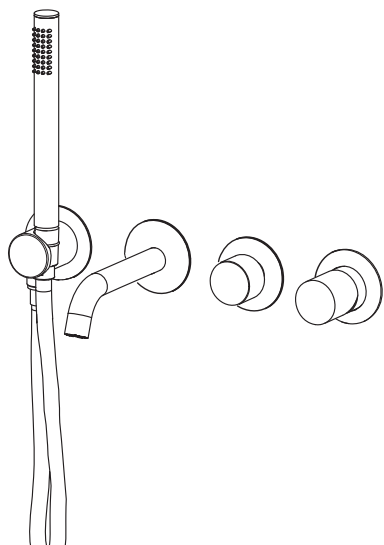
C  
 NO|BI  
 OO|RO|GO|BR|RA|NS|TU  
 OR|OS|NE



PER/FOR/POUR  
**INC-150/155**

■ **GEMMA**

**EST-49155-180**



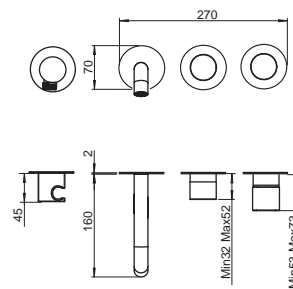
**SET ESTERNO PER MISCELATORE MONOCOMANDO  
 PER VASCA INCASSO CON FLESSIBILE E DOCCETTA**

EXTERNAL SET FOR WALL BATH MIXER WITH  
 FLEXIBLE HOSE AND HAND SHOWER

SET EXTERNE POUR MITIGEUR BAIN DOUCHE  
 ENCASTRE

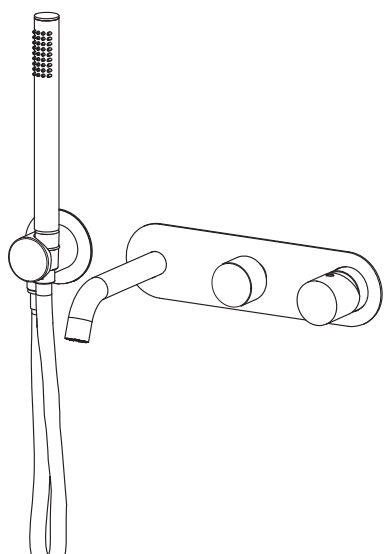
**FIN.**

C  
 NO|BI  
 OO|RO|GO|BR|RA|NS|TU  
 OR|OS|NE



PER/FOR/POUR  
**INC-150/155-180**

**EST-49160**



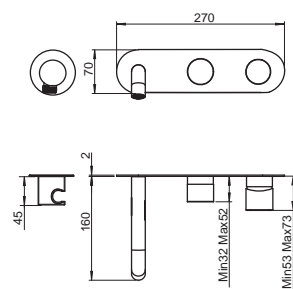
**SET ESTERNO PER MISCELATORE MONOCOMANDO  
 PER VASCA INCASSO 3 VIE CON FLESSIBILE E  
 DOCCETTA**

EXTERNAL SET FOR WALL 3 WAYS BATH MIXER WITH  
 FLEXIBLE HOSE AND HAND SHOWER

SET EXTERNE POUR MITIGEUR BAIN DOUCHE  
 ENCASTRE 3 SORTIES

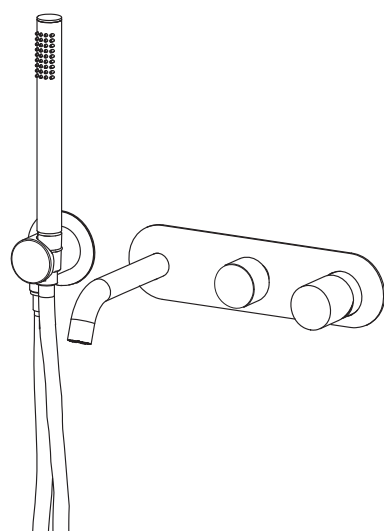
**FIN.**

C  
 NO|BI  
 OO|RO|GO|BR|RA|NS|TU  
 OR|OS|NE



PER/FOR/POUR  
**INC-160/165**

**EST-49160-180**



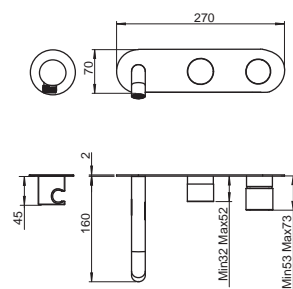
**SET ESTERNO PER MISCELATORE MONOCOMANDO  
 PER VASCA INCASSO 3 VIE CON FLESSIBILE E  
 DOCCETTA**

EXTERNAL SET FOR WALL 3 WAYS BATH MIXER WITH  
 FLEXIBLE HOSE AND HAND SHOWER

SET EXTERNE POUR MITIGEUR BAIN DOUCHE  
 ENCASTRE 3 SORTIES

**FIN.**

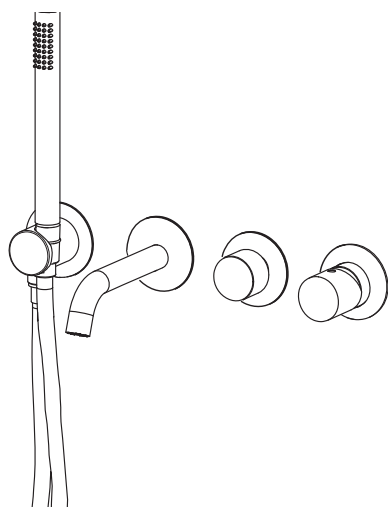
C  
 NO|BI  
 OO|RO|GO|BR|RA|NS|TU  
 OR|OS|NE



PER/FOR/POUR  
**INC-160/165-180**

■ GEMMA

**EST-49165**



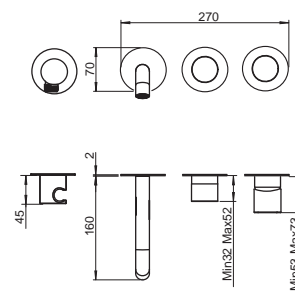
**SET ESTERNO PER MISCELATORE MONOCOMANDO  
PER VASCA INCASSO 3 VIE CON FLESSIBILE E  
DOCCETTA**

EXTERNAL SET FOR WALL 3 WAYS BATH MIXER WITH  
FLEXIBLE HOSE AND HAND SHOWER

SET EXTERNE POUR MITIGEUR BAIN DOUCHE  
ENCASTRÉ 3 SORTIES

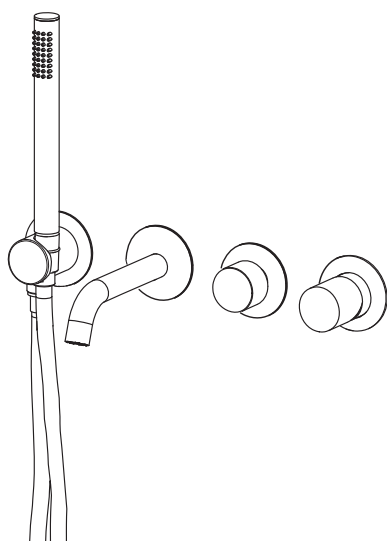
**FIN.**

C  
NO|BI  
OO|RO|GO|BR|RA|NS|TU  
OR|OS|NE



PER/FOR/POUR  
**INC-160/165**

**EST-49165-180**



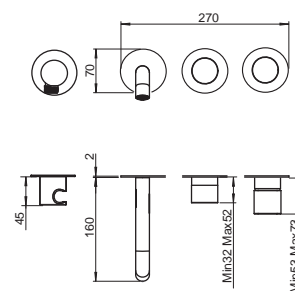
**SET ESTERNO PER MISCELATORE MONOCOMANDO  
PER VASCA INCASSO 3 VIE CON FLESSIBILE E  
DOCCETTA**

EXTERNAL SET FOR WALL 3 WAYS BATH MIXER WITH  
FLEXIBLE HOSE AND HAND SHOWER

SET EXTERNE POUR MITIGEUR BAIN DOUCHE  
ENCASTRÉ 3 SORTIES

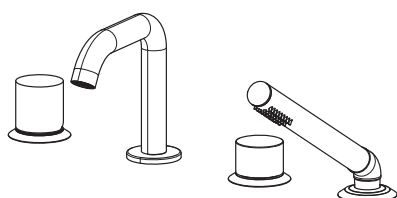
**FIN.**

C  
NO|BI  
OO|RO|GO|BR|RA|NS|TU  
OR|OS|NE



PER/FOR/POUR  
**INC-160/165-180**

**121449**



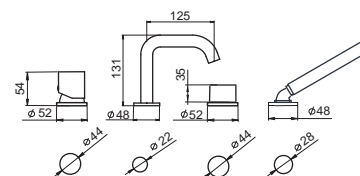
**MISCELATORE MONOCOMANDO PER BORDO VASCA**

DECK MOUNTED BATH MIXER

MITIGEUR POUR BAIN SUR GORGE

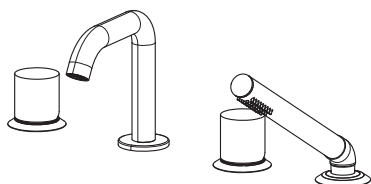
**FIN.**

C  
NO|BI  
OO|RO|GO|BR|RA|NS|TU  
OR|OS|NE



■ **GEMMA**

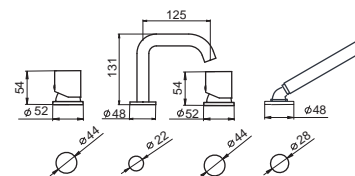
**122249**



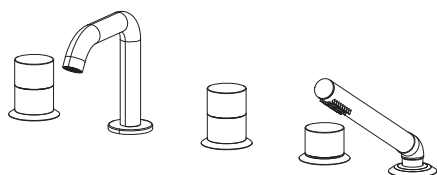
**MISCELATORE A DOPPIO COMANDO PER BORDO VASCA**

DECK MOUNTED 2 HANDLES BATH MIXER  
 MELANGEUR POUR BAIN SUR GORGE

**FIN.**  
 C  
 NO | BI  
 OO | RO | GO | BR | RA | NS | TU  
 OR | OS | NE



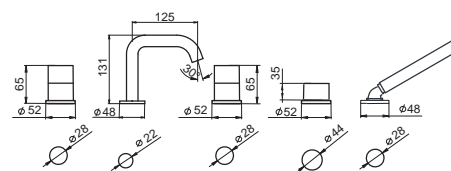
**121549**



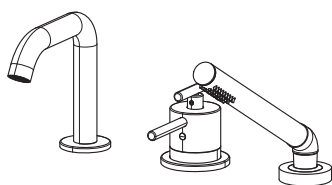
**MISCELATORE MONOCOMANDO PER DOCCIA INCASSO 1 VIA CON BOX**

1 WAY BUILT-IN SHOWER MIXER WITH BOX  
 MITIGEUR DOUCHE ENCASTRÉ 1 SORTIE AVEC BOX

**FIN.**  
 C  
 NO | BI  
 OO | RO | GO | BR | RA | NS | TU  
 OR | OS | NE



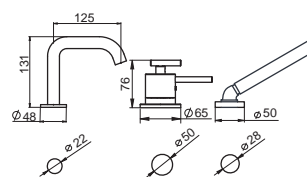
**122149**




**MISCELATORE A DOPPIO COMANDO BORDO VASCA**

DECK MOUNTED 2 HANDLES BATH MIXER  
 MELANGEUR POUR BAIN SUR GORGE

**FIN.**  
 C  
 NO | BI  
 OO | RO | GO | BR | RA | NS | TU  
 OR | OS | NE



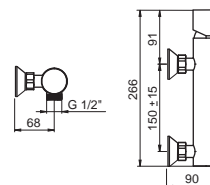
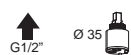
**49300**



**MISCELATORE MONOCOMANDO PER DOCCIA ESTERNO**

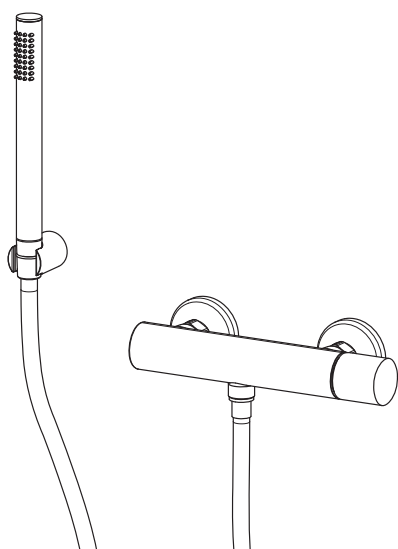
EXTERNAL SHOWER MIXER  
 MITIGEUR DOUCHE EXTERIEUR

**FIN.**  
 C  
 NO | BI  
 OO | RO | GO | BR | RA | NS | TU  
 OR | OS | NE



■ **GEMMA**

**49310**



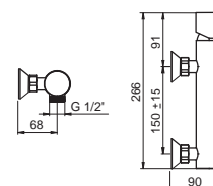
**MISCELATORE MONOCOMANDO PER DOCCIA ESTERNO CON FLESSIBILE E DOCCETTA**

EXTERNAL SHOWER MIXER WITH FLEXIBLE HOSE AND HAND SHOWER

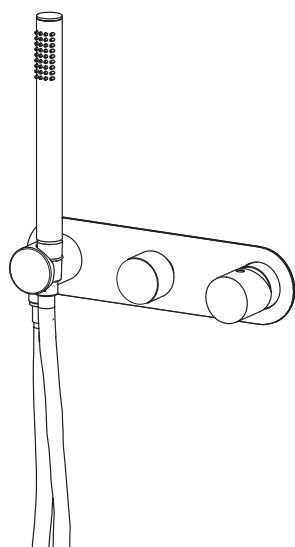
MITIGEUR DOUCHE EXTERIEUR AVEC FLEXIBLE ET DOUCHETTE

FIN.

C  
 NO|BI  
 OO|RO|GO|BR|RA|NS|TU  
 OR|OS|NE



**EST-49220**



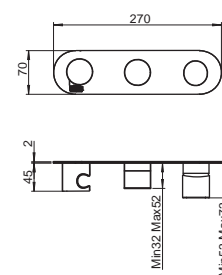
**SET ESTERNO PER MISCELATORE MONOCOMANDO PER DOCCIA INCASSO CON FLESSIBILE E DOCCETTA**

EXTERNAL SET FOR BUILT-IN SHOWER MIXER WITH FLEXIBLE HOSE AND HAND SHOWER

SET EXTERNE POUR MITIGEUR DOUCHE ENCASTRÉ AVEC FLEXIBLE ET DOUCHETTE

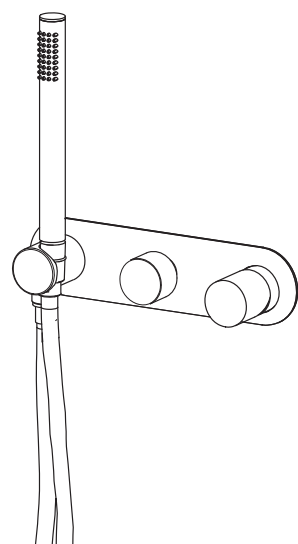
FIN.

C  
 NO|BI  
 OO|RO|GO|BR|RA|NS|TU  
 OR|OS|NE



PER/FOR/POUR  
**INC-220/225**

**EST-49220-180**



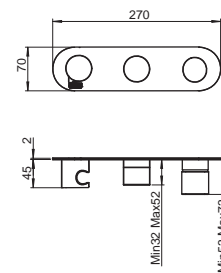
**SET ESTERNO PER MISCELATORE MONOCOMANDO PER DOCCIA INCASSO CON FLESSIBILE E DOCCETTA**

EXTERNAL SET FOR BUILT-IN SHOWER MIXER WITH FLEXIBLE HOSE AND HAND SHOWER

SET EXTERNE POUR MITIGEUR DOUCHE ENCASTRÉ AVEC FLEXIBLE ET DOUCHETTE

FIN.

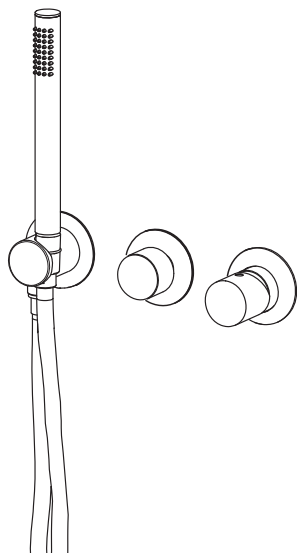
C  
 NO|BI  
 OO|RO|GO|BR|RA|NS|TU  
 OR|OS|NE



PER/FOR/POUR  
**INC-220/225-180**

■ **GEMMA**

**EST-49225**



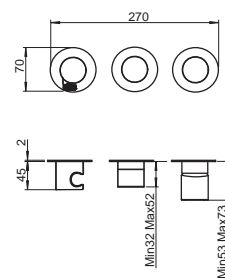
**SET ESTERNO PER MISCELATORE MONOCOMANDO  
 PER DOCCIA INCASSO 2 VIE CON FLESSIBILE E  
 DOCCETTA**

EXTERNAL SET FOR WALL 2 WAYS SHOWER MIXER  
 WITH FLEXIBLE HOSE AND HAND SHOWER

SET EXTERNE POUR MITIGEUR DOUCHE ENCASTRÉ  
 AVEC FLEXIBLE ET DOUCHETTE

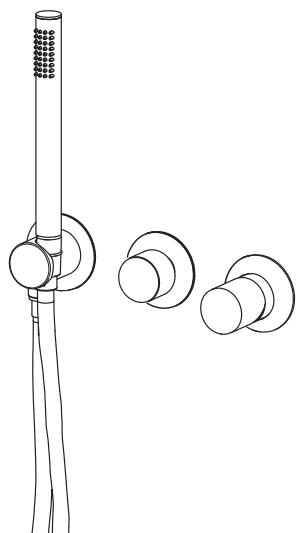
**FIN.**

C  
 NO|BI  
 OO|RO|GO|BR|RA|NS|TU  
 OR|OS|NE



PER/FOR/POUR  
**INC-220/225**

**EST-49225-180**



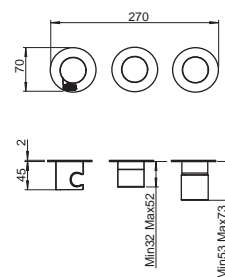
**SET ESTERNO PER MISCELATORE MONOCOMANDO  
 PER DOCCIA INCASSO 2 VIE CON FLESSIBILE E  
 DOCCETTA**

EXTERNAL SET FOR WALL 2 WAYS SHOWER MIXER  
 WITH FLEXIBLE HOSE AND HAND SHOWER

SET EXTERNE POUR MITIGEUR DOUCHE ENCASTRÉ  
 AVEC FLEXIBLE ET DOUCHETTE

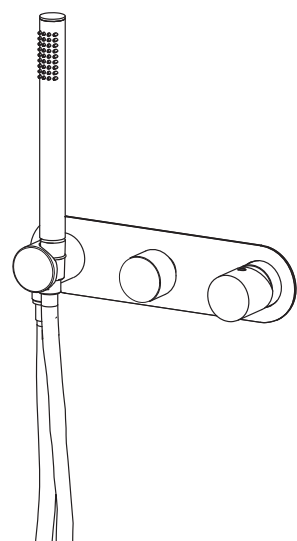
**FIN.**

C  
 NO|BI  
 OO|RO|GO|BR|RA|NS|TU  
 OR|OS|NE



PER/FOR/POUR  
**INC-220/225-180**

**EST-49240**



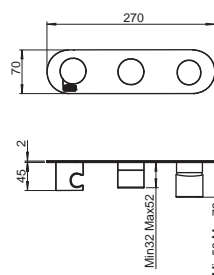
**SET ESTERNO PER MISCELATORE MONOCOMANDO  
 PER DOCCIA INCASSO 3 VIE CON FLESSIBILE E  
 DOCCETTA**

EXTERNAL SET FOR WALL 3 WAYS SHOWER MIXER  
 WITH FLEXIBLE HOSE AND HAND SHOWER

SET EXTERNE POUR MITIGEUR DOUCHE ENCASTRÉ  
 AVEC FLEXIBLE ET DOUCHETTE 3 SORTIES

**FIN.**

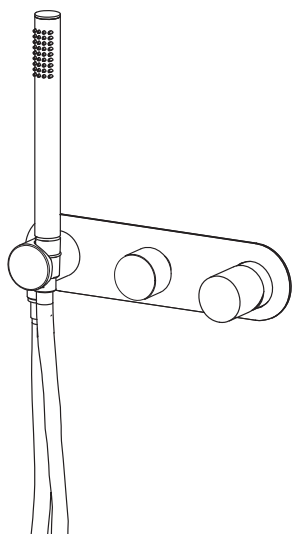
C  
 NO|BI  
 OO|RO|GO|BR|RA|NS|TU  
 OR|OS|NE



PER/FOR/POUR  
**INC-240/245**

■ GEMMA

**EST-49240-180**



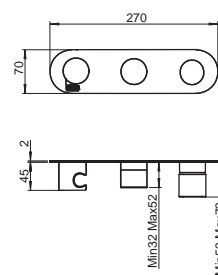
**SET ESTERNO PER MISCELATORE MONOCOMANDO PER DOCCIA INCASSO 3 VIE CON FLESSIBILE E DOCCETTA**

EXTERNAL SET FOR WALL 3 WAYS SHOWER MIXER WITH FLEXIBLE HOSE AND HAND SHOWER

SET EXTERNE POUR MITIGEUR DOUCHE ENCASTRÉ AVEC FLEXIBLE ET DOUCHETTE 3 SORTIES

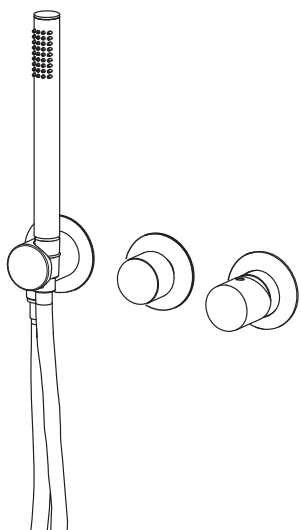
**FIN.**

C  
NO|BI  
OO|RO|GO|BR|RA|NS|TU  
OR|OS|NE



PER/FOR/POUR  
INC-240/245-180

**EST-49245**



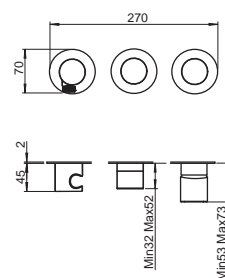
**SET ESTERNO PER MISCELATORE MONOCOMANDO PER DOCCIA INCASSO 3 VIE CON FLESSIBILE E DOCCETTA**

EXTERNAL SET FOR WALL 3 WAYS SHOWER MIXER WITH FLEXIBLE HOSE AND HAND SHOWER

SET EXTERNE POUR MITIGEUR DOUCHE ENCASTRÉ AVEC FLEXIBLE ET DOUCHETTE 3 SORTIES

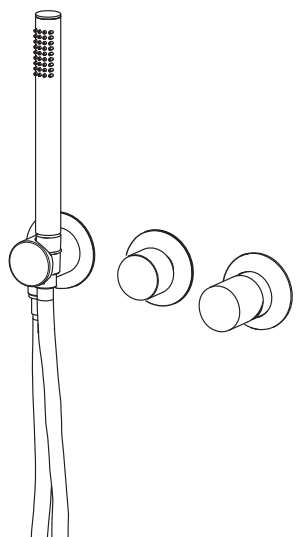
**FIN.**

C  
NO|BI  
OO|RO|GO|BR|RA|NS|TU  
OR|OS|NE



PER/FOR/POUR  
INC-240/245

**EST-49245-180**



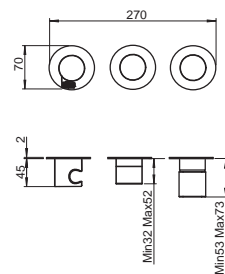
**SET ESTERNO PER MISCELATORE MONOCOMANDO PER DOCCIA INCASSO 3 VIE CON FLESSIBILE E DOCCETTA**

EXTERNAL SET FOR WALL 3 WAYS SHOWER MIXER WITH FLEXIBLE HOSE AND HAND SHOWER

SET EXTERNE POUR MITIGEUR DOUCHE ENCASTRÉ AVEC FLEXIBLE ET DOUCHETTE 3 SORTIES

**FIN.**

C  
NO|BI  
OO|RO|GO|BR|RA|NS|TU  
OR|OS|NE

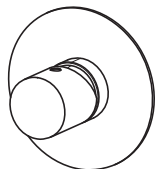


PER/FOR/POUR  
INC-240/245-180



■ GEMMA

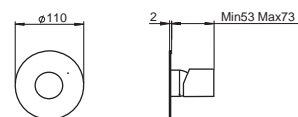
**EST-49250**



**SET ESTERNO PER MISCELATORE MONOCOMANDO  
PER DOCCIA INCASSO 1 VIA**

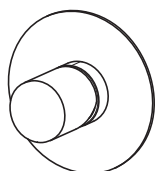
EXTERNAL SET FOR 1 WAY BUILT-IN SHOWER MIXER  
SET EXTERNE POUR MITIGEUR DOUCHE ENCASTRÉ  
1 SORTIE

**FIN.**  
C  
NO|BI  
OO|RO|GO|BR|RA|NS|TU  
OR|OS|NE



PER/FOR/POUR  
**INC-250-BOX**

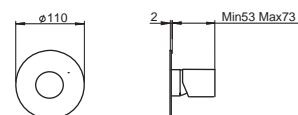
**EST-49250-180**



**SET ESTERNO PER MISCELATORE MONOCOMANDO  
PER DOCCIA INCASSO 1 VIA**

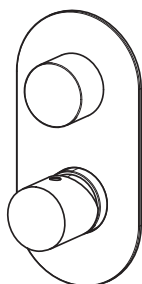
EXTERNAL SET FOR 1 WAY BUILT-IN SHOWER MIXER  
SET EXTERNE POUR MITIGEUR DOUCHE ENCASTRÉ  
1 SORTIE

**FIN.**  
C  
NO|BI  
OO|RO|GO|BR|RA|NS|TU  
OR|OS|NE



PER/FOR/POUR  
**INC-250-BOX-180**

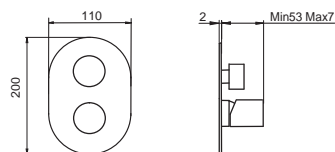
**EST-49200**



**SET ESTERNO PER MISCELATORE MONOCOMANDO  
PER DOCCIA INCASSO 2 VIE**

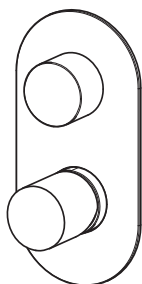
EXTERNAL SET FOR 2 WAYS BUILT-IN SHOWER MIXER  
SET EXTERNE POUR MITIGEUR DOUCHE ENCASTRÉ  
2 SORTIES

**FIN.**  
C  
NO|BI  
OO|RO|GO|BR|RA|NS|TU  
OR|OS|NE



PER/FOR/POUR  
**INC-200-BOX**

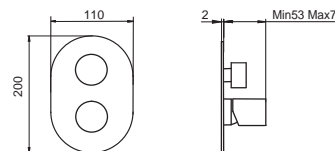
**EST-49200-180**



**SET ESTERNO PER MISCELATORE MONOCOMANDO  
PER DOCCIA INCASSO 2 VIE**

EXTERNAL SET FOR 2 WAYS BUILT-IN SHOWER MIXER  
SET EXTERNE POUR MITIGEUR DOUCHE ENCASTRÉ  
2 SORTIES

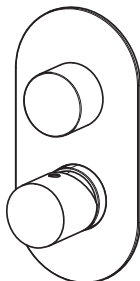
**FIN.**  
C  
NO|BI  
OO|RO|GO|BR|RA|NS|TU  
OR|OS|NE



PER/FOR/POUR  
**INC-200-BOX-180**

■ **GEMMA**

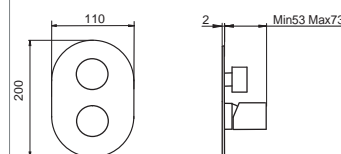
**EST-49230**



**SET ESTERNO PER MISCELATORE MONOCOMANDO PER DOCCIA INCASSO 3 VIE**

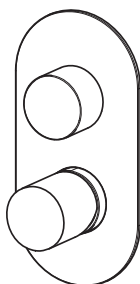
EXTERNAL SET FOR 3 WAYS BUILT-IN SHOWER MIXER  
 SET EXTERNE POUR MITIGEUR DOUCHE ENCASTRÉ 3 SORTIES

**FIN.**  
 C  
 NO | BI  
 OO | RO | GO | BR | RA | NS | TU  
 OR | OS | NE



PER/FOR/POUR  
**INC-230-BOX**

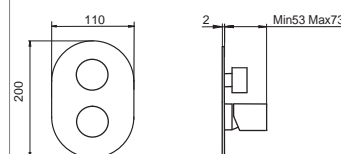
**EST-49230-180**



**SET ESTERNO PER MISCELATORE MONOCOMANDO PER DOCCIA INCASSO 3 VIE**

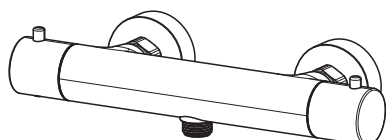
EXTERNAL SET FOR 3 WAYS BUILT-IN SHOWER MIXER  
 SET EXTERNE POUR MITIGEUR DOUCHE ENCASTRÉ 3 SORTIES

**FIN.**  
 C  
 NO | BI  
 OO | RO | GO | BR | RA | NS | TU  
 OR | OS | NE



PER/FOR/POUR  
**INC-230-BOX-180**

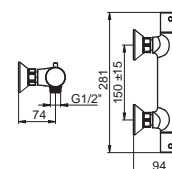
**164940**



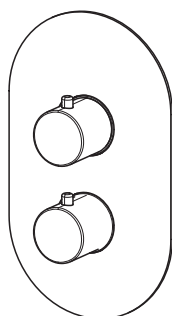
**MISCELATORE TERMOSTATICO PER DOCCIA ESTERNO**

EXTERNAL THERMOSTATIC SHOWER MIXER  
 MITIGEUR THERMOSTATIQUE EXTERIEUR POUR DOUCHE

**FIN.**  
 C  
 NO | BI  
 OO | RO | GO | BR | RA | NS | TU  
 OR | OS | NE



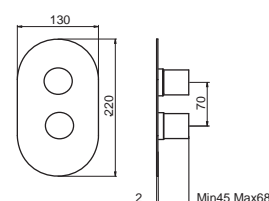
**EST-49258**



**SET ESTERNO PER ET ESTERNO PER MISCELATORE TERMOSTATICO PER DOCCIA INCASSO A 1 VIA**

EXTERNAL SET FOR CONCEALED 1 WAY THERMOSTATIC SHOWER MIXER  
 SET EXTERNE POUR MITIGEUR THERMOSTATIQUE ENCASTRÉ POUR DOUCHE 1 VOIE

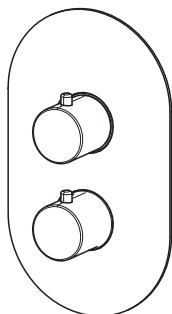
**FIN.**  
 C  
 NO | BI  
 OO | RO | GO | BR | RA | NS | TU  
 OR | OS | NE



PER/FOR/POUR  
**INC-258-BOX**

■ **GEMMA**

**EST-49208**

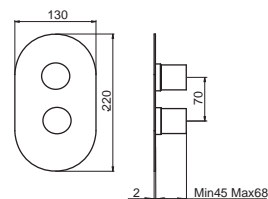


**SET ESTERNO PER MISCELATORE TERMOSTATICO  
 PER DOCCIA INCASSO A 2 VIE**

EXTERNAL SET FOR CONCEALED 2 WAYS THERMOSTATIC  
 SHOWER MIXER

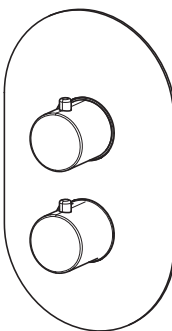
SET EXTERNE POUR MITIGEUR THERMOSTATIQUE  
 ENCASTRÉ POUR DOUCHE 2 VOIES

**FIN.**  
 C  
 NO | BI  
 OO | RO | GO | BR | RA | NS | TU  
 OR | OS | NE



PER/FOR/POUR  
**INC-208-BOX**

**EST-49238**

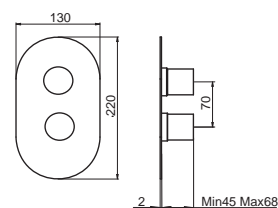


**SET ESTERNO PER MISCELATORE TERMOSTATICO  
 PER DOCCIA INCASSO A 3 VIE**

EXTERNAL SET FOR CONCEALED 3 WAYS THERMOSTATIC  
 SHOWER MIXER

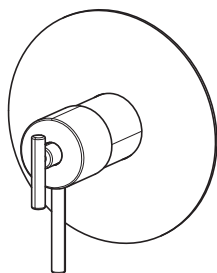
SET EXTERNE POUR MITIGEUR THERMOSTATIQUE  
 ENCASTRÉ POUR DOUCHE 3 VOIES

**FIN.**  
 C  
 NO | BI  
 OO | RO | GO | BR | RA | NS | TU  
 OR | OS | NE



PER/FOR/POUR  
**INC-238-BOX**

**084931**



**MISCELATORE TERMOSTATICO COASSIALE 1 VIA DA  
 INCASSO**

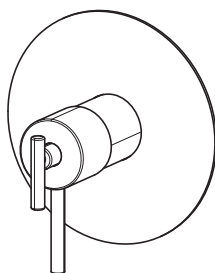
1 WAY CONCEALED COAXIAL THERMOSTATIC MIXER

MITIGEUR THERMOSTATIQUE COAXIAL ENCASTRÉ 1  
 SORTIE

**FIN.**  
 C  
 NO | BI  
 OO | RO | GO | BR | RA | NS | TU  
 OR | OS | NE



**084941**

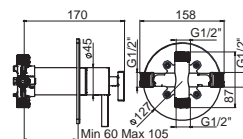


**MISCELATORE TERMOSTATICO COASSIALE 2 VIE DA  
 INCASSO**

2 WAYS CONCEALED COAXIAL THERMOSTATIC  
 MIXER

MITIGEUR THERMOSTATIQUE COAXIAL ENCASTRÉ  
 2 SORTIE

**FIN.**  
 C  
 NO | BI  
 OO | RO | GO | BR | RA | NS | TU  
 OR | OS | NE



■ **GEMMA**

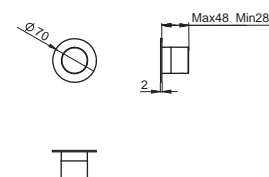
**EST-49340**



**SET ESTERNO PER RUBINETTO D'ARRESTO DA INCASSO**

EXTERNAL SET FOR CONCEALED STOPCOCK  
 SET EXTERNE POUR ROBINET D'ARRET ENCASTRÉ

**FIN.**  
 C  
 NO|BI  
 OO|RO|GO|BR|RA|NS|TU  
 OR|OS|NE



PER/FOR/POUR  
**INC-340**

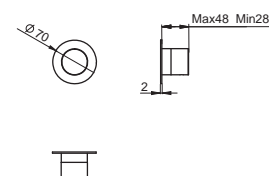
**EST-49345**



**SET ESTERNO PER DEVIATORE DA INCASSO 2 VIE**

EXTERNAL SET FOR CONCEALED 2 WAYS DIVERTER  
 SET EXTERNE POUR INVERSEUR ENCASTRÉ 2 VOIES

**FIN.**  
 C  
 NO|BI  
 OO|RO|GO|BR|RA|NS|TU  
 OR|OS|NE



PER/FOR/POUR  
**INC-345**

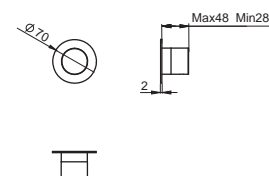
**EST-49346**



**SET ESTERNO PER DEVIATORE DA INCASSO 3 VIE**

EXTERNAL SET FOR CONCEALED 3 WAYS DIVERTER  
 SET EXTERNE POUR INVERSEUR ENCASTRÉ 3 VOIES

**FIN.**  
 C  
 NO|BI  
 OO|RO|GO|BR|RA|NS|TU  
 OR|OS|NE



PER/FOR/POUR  
**INC-346**

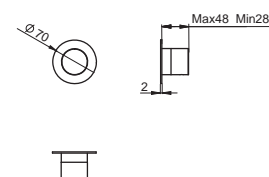
**EST-49347**



**SET ESTERNO PER DEVIATORE DA INCASSO 4 VIE**

EXTERNAL SET FOR CONCEALED 4 WAYS DIVERTER  
 SET EXTERNE POUR INVERSEUR ENCASTRÉ 4 VOIES

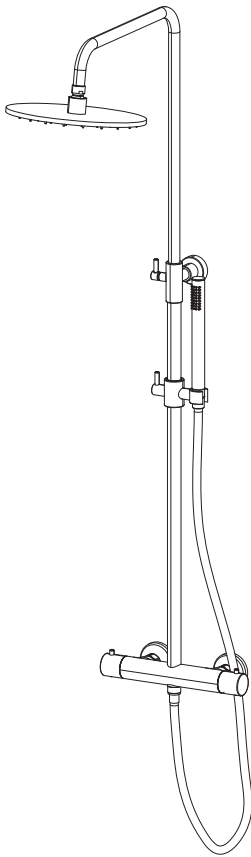
**FIN.**  
 C  
 NO|BI  
 OO|RO|GO|BR|RA|NS|TU  
 OR|OS|NE



PER/FOR/POUR  
**INC-347**

■ **GEMMA**

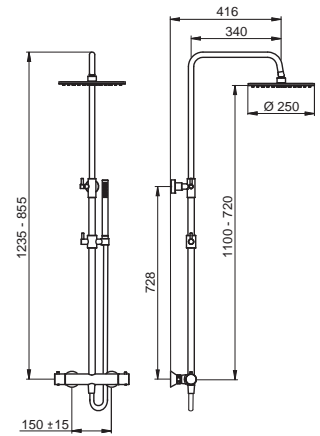
**244920**



**COLONNA DOCCIA TELESCOPICA TONDA CON MISCELATORE TERMOSTATICO, DEVIATORE A 2 VIE, ACCESSORI E SOFFIONE IN OTTONE**

TELESCOPIC ROUND SHOWER COLUMN WITH THERMOSTATIC MIXER, 2 WAYS DIVERTER, BRASS ACCESSORIE AND SHOWER HEAD

COLONNE DE DOUCHE TÉLESCOPIQUE RONDE AVEC MITIGEUR THERMOSTATIQUE, INVERSEUR 2 SORTIES, ACCESSOIRES ET POMME DE DOUCHE EN LAITON

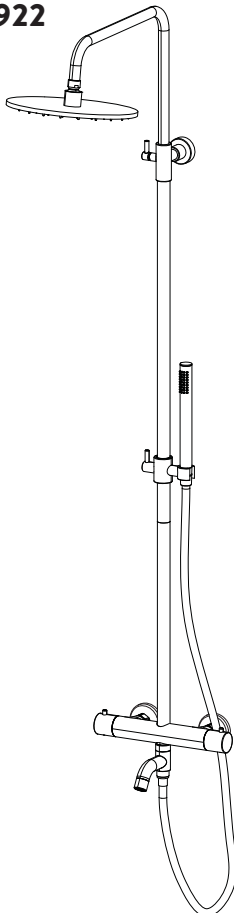


**FIN.**

C  
 NO|BI  
 OO|RO|GO|BR|RA|NS|TU  
 OR|OS|NE



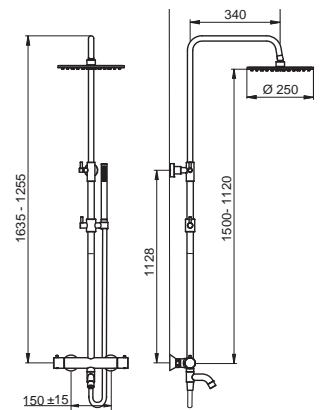
**244922**



**COLONNA DOCCIA TELESCOPICA TONDA CON MISCELATORE TERMOSTATICO, DEVIATORE A 2 VIE, ACCESSORI E SOFFIONE IN OTTONE, BOCCA DEVIATRICE PER VASCA**

TELESCOPIC ROUND SHOWER COLUMN WITH THERMOSTATIC MIXER, 2 WAYS DIVERTER, BRASS ACCESSORIE AND SHOWER HEAD, DIVERTED BATH SPOUT

COLONNE DE DOUCHE TÉLESCOPIQUE RONDE AVEC MITIGEUR THERMOSTATIQUE, INVERSEUR 2 SORTIES, DOUCHETTE ET POMME DE DOUCHE EN LAITON, BEC INVERSEUR POUR BAIGNOIRE



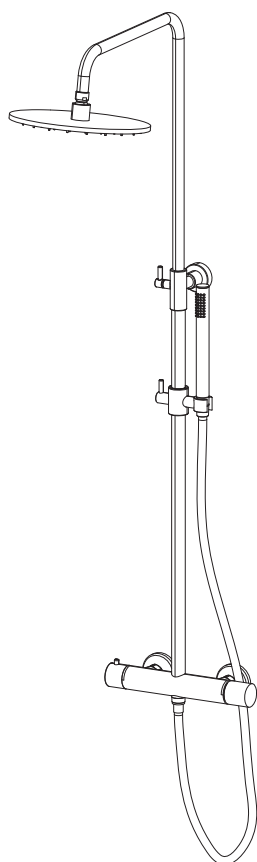
**FIN.**

C  
 NO|BI  
 OO|RO|GO|BR|RA|NS|TU  
 OR|OS|NE



■ **GEMMA**

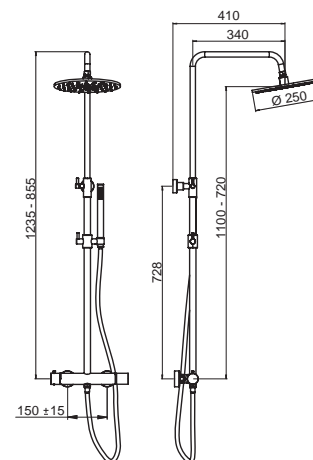
**244910**



**COLONNA DOCCIA TELESCOPICA TONDA CON MISCELATORE, DEVIATORE A 2 VIE, ACCESSORI E SOFFIONE IN OTTONE.**

TELESCOPIC ROUND SHOWER COLUMN WITH MIXER, 2 WAYS DIVERTER, BRASS ACCESSORIES AND SHOWER HEAD

COLONNE DE DOUCHE TÉLESCOPIQUE RONDE AVEC MITIGEUR, INVERSEUR 2 SORTIES, ACCESSOIRES ET POMME DE DOUCHE EN LAITON

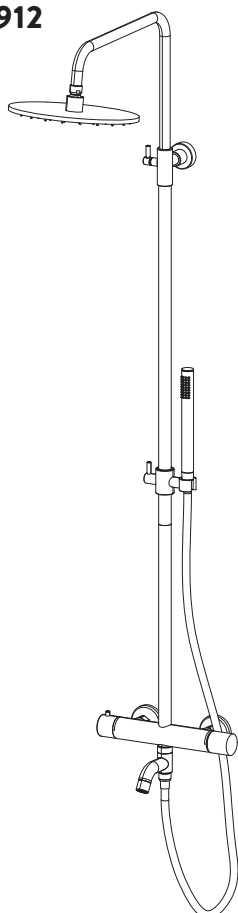


**FIN.**

C  
 NO|BI  
 OO|RO|GO|BR|RA|NS|TU  
 OR|OS|NE



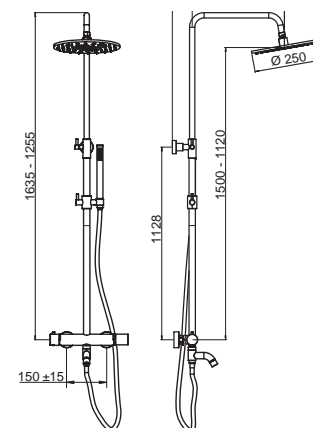
**244912**



**COLONNA DOCCIA TELESCOPICA TONDA CON MISCELATORE, DEVIATORE A 2 VIE, ACCESSORI E SOFFIONE IN OTTONE, BOCCA DEVIATRICE PER VASCA**

TELESCOPIC ROUND SHOWER COLUMN WITH MIXER, 2 WAYS DIVERTER, BRASS ACCESSORIES AND SHOWER HEAD, DIVERTED BATH SPOUT

COLONNE DE DOUCHE TÉLESCOPIQUE RONDE AVEC MITIGEUR, INVERSEUR 2 SORTIES, ACCESSOIRES ET POMME DE DOUCHE EN LAITON, BEC INVERSEUR POUR BAIGNOIRE



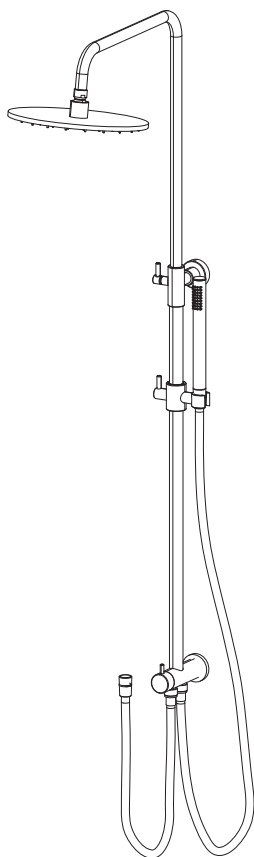
**FIN.**

C  
 NO|BI  
 OO|RO|GO|BR|RA|NS|TU  
 OR|OS|NE



■ **GEMMA**

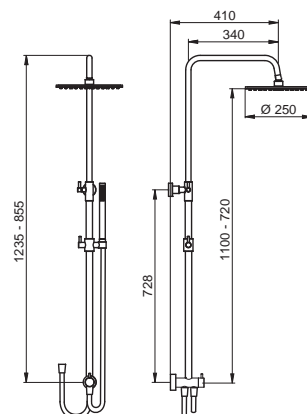
**244900**



**COLONNA DOCCIA TELESCOPICA TONDA SENZA MISCELATORE, CON DEVIATORE A 2 VIE, ACCESSORI E SOFFIONE IN OTTONE**

TELESCOPIC ROUND SHOWER COLUMN WITHOUT MIXER, WITH 2 WAYS DIVERTER, BRASS ACCESSORIES AND SHOWER HEAD

COLONNE DE DOUCHE TÉLESCOPIQUE RONDE SANS MITIGEUR, AVEC INVERSEUR 2 SORTIES, ACCESSOIRES ET POMME DE DOUCHE EN LAÏTON



**FIN.**

C

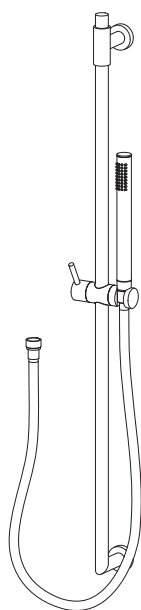
NO|BI

OO|RO|GO|BR|RA|NS|TU

OR|OS|NE



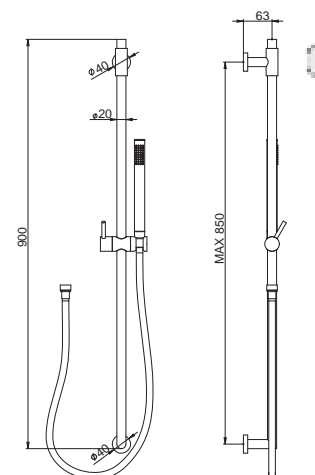
**S200**



**SALISCENDI MINIMALE TONDO IN OTTONE CON ACCESSORI**

MINIMAL ROUND BRASS SHOWER SLIDING BAR WITH ACCESSORIES

BARRE DE DOUCHE MINIMAL RONDE EN LAÏTON AVEC ACCESSORIES



**FIN.**

C

NO|BI

OO|RO|GO|BR|RA|NS|TU

OR|OS|NE










Finiture - Finishes - Finitions



COLLEZIONE PROGETTO DESIGN

## ACCESSORI TONDI | ACCESSORI QUADRATI

---

ROUND ACCESSORIES - SQUARED ACCESSORIES  
ACCESSOIRES RONDS - ACCESSOIRES CARRES

Dietro ogni impresa di successo c'è qualcuno che ha preso una decisione coraggiosa.

Behind every successful business there is someone who has made a courageous decision.

Derrière chaque entreprise prospère se cache quelqu'un qui a pris une décision courageuse.

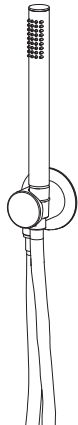
*Peter Ferdinand Drucker*





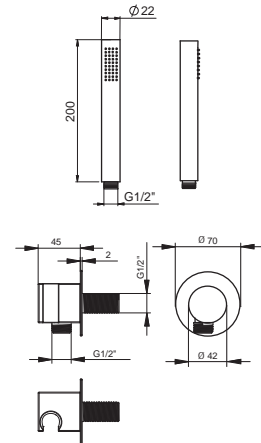
■ **ACCESSORI TONDI** | ACCESSORI ROUND | ACCESSORIES ROUNDS

**KIT-28**



**KIT DOCCIA**  
 SHOWER KIT  
 KIT DE DOUCHE

**FIN.**  
 C  
 NO|BI  
 OO|RO|GO|BR|RA|NS|TU  
 OR|OS|NE

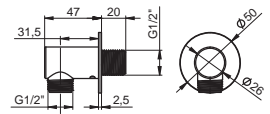


**G24046**

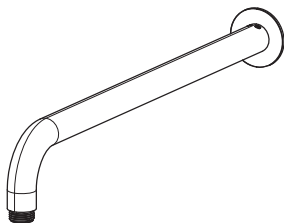


**PRESA ACQUA MINIMALE TONDA A PARETE IN OTTONE**  
 WALL BRASS MINIMAL ROUND WATER OUTLET  
 PRISE D'EAU MURAL MINIMAL RONDE EN LAITON

**FIN.**  
 C  
 NO|BI  
 OO|RO|GO|BR|RA|NS|TU  
 OR|OS|NE




**BR201**



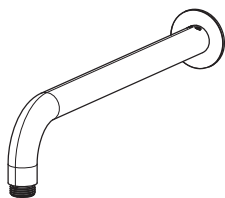
**BRACCIO DOCCIA TONDO A PARETE**  
 WALL ROUND SHOWER ARM  
 BRAS DE DOUCHE MURAL ROND

**FIN.**  
 C  
 NO|BI  
 OO|RO|GO|BR|RA|NS|TU  
 OR|OS|NE



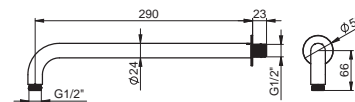
■ **ACCESSORI TONDI** | ACCESSORI ROUND | ACCESSORIES ROUNDS

**BR203**



**BRACCIO DOCCIA TONDO A PARETE**

WALL ROUND SHOWER ARM  
 BRAS DE DOUCHE MURAL ROND

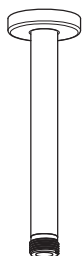


**FIN.**

C  
 NO | BI  
 OO | RO | GO | BR | RA | NS | TU  
 OR | OS | NE

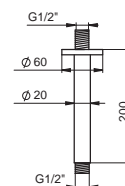


**BR106**



**BRACCIO DOCCIA TONDO A SOFFITTO**

CEILING ROUND SHOWER ARM  
 BRAS DE DOUCHE PLAFOND ROND



**FIN.**

C  
 NO | BI  
 OO | RO | GO | BR | RA | NS | TU  
 OR | OS | NE

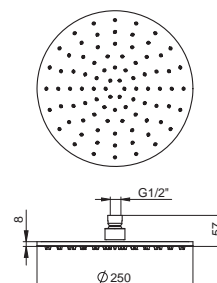


**G26184**



**SOFFIONE TONDO OTTONE**

ROUND BRASS SHOWER HEAD  
 POMME DE DOUCHE RONDE EN LAITON



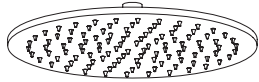
**FIN.**

C  
 NO | BI  
 OO | RO | GO | BR | RA | NS | TU  
 OR | OS | NE



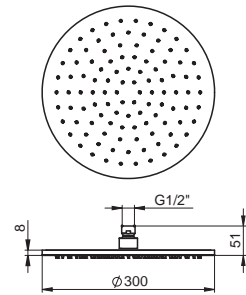
■ ACCESSORI TONDI | ACCESSORI ROUND | ACCESSORIES ROUNDS

**G26037**

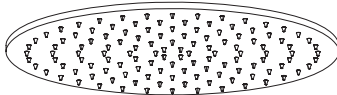


**SOFFIONE TONDO OTTONE**  
ROUND BRASS SHOWER HEAD  
POMME DE DOUCHE RONDE EN LAITON

**FIN.**  
C  
NO | BI  
OO | RO | GO | BR | RA | NS | TU  
OR | OS | NE

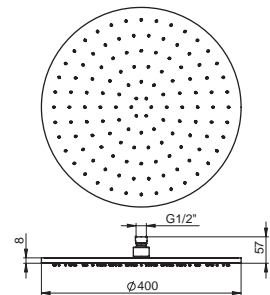


**G26186**



**SOFFIONE TONDO OTTONE**  
ROUND BRASS SHOWER HEAD  
POMME DE DOUCHE RONDE EN LAITON

**FIN.**  
C  
NO | BI  
OO | RO | GO | BR | RA | NS | TU  
OR | OS | NE

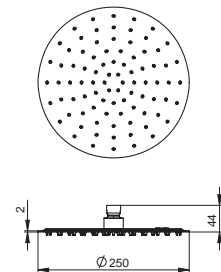


**G26176**



**SOFFIONE TONDO INOX**  
ROUND STAINLESS STEEL SHOWER HEAD  
POMME DE DOUCHE RONDE EN ACIER INOX

**FIN.**  
C  
NO | BI  
NS  
OR



■ ACCESSORI TONDI | ACCESSORI ROUND | ACCESSORIES ROUNDS

**G26177**

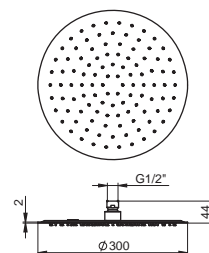


**SOFFIONE TONDO INOX**

ROUND STAINLESS STEEL SHOWER HEAD  
POMME DE DOUCHE RONDE EN ACIER INOX

**FIN.**

C  
NO | BI  
NS  
OR



**G26141**

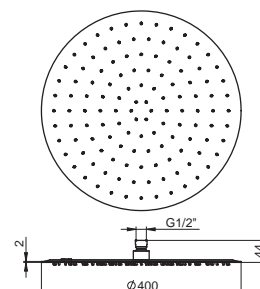


**SOFFIONE TONDO INOX**

ROUND STAINLESS STEEL SHOWER HEAD  
POMME DE DOUCHE RONDE EN ACIER INOX

**FIN.**

C  
NO | BI  
NS  
OR



**G26173**

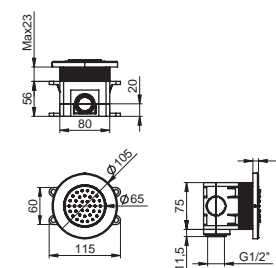


**BODY JET TONDO ORIENTABILE ANTICALCARE**

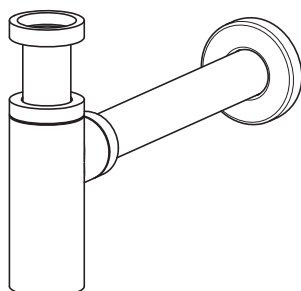
ROUND ADJUSTABLE ANTI-LIME BODY JET  
BODY JET ROND RÉGLABLE ANTICALCAIRE

**FIN.**

C  
NO | BI  
OO | RO | GO | BR | RA | NS | TU  
OR | OS | NE



**S1101**

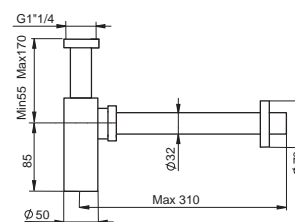


**SIFONE MINIMALE TONDO IN OTTONE**

BRASS MINIMAL ROUND SIPHON  
SIPHON MINIMAL ROND EN LAITON

**FIN.**

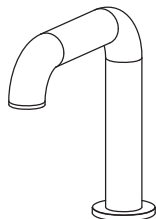
C  
NO | BI  
OO | RO | GO | BR | RA | NS | TU  
OR | OS | NE





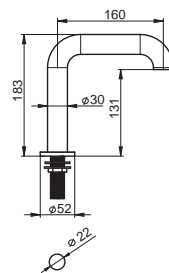
■ **ACCESSORI TONDI** | ACCESSORI ROUND | ACCESSORIES ROUNDS

**G28110**

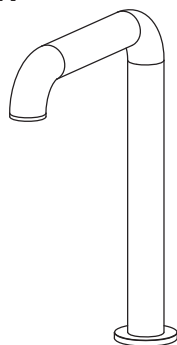


**BOCCA DA PIANO**  
 DECK MOUNTED SPOUT  
 BEC SUR GORGE

**FIN.**  
 C  
 OO|RO|GO|NS|TU  
 OR|OS|NE

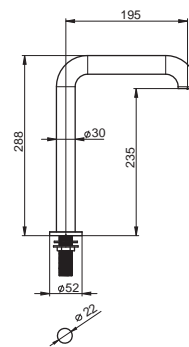


**G28111**

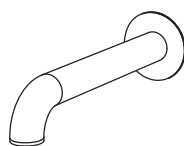


**BOCCA DA PIANO ALTA**  
 DECK MOUNTED TALL SPOUT  
 BEC SUR GORGE HAUTE

**FIN.**  
 C  
 OO|RO|GO|NS|TU  
 OR|OS|NE

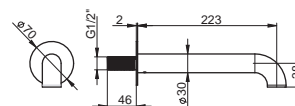


**G28109**




**BOCCA A PARETE**  
 WALL MOUNTED SPOUT  
 BEC MURAL

**FIN.**  
 C  
 OO|RO|GO|NS|TU  
 OR|OS|NE

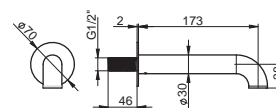


**G28147**



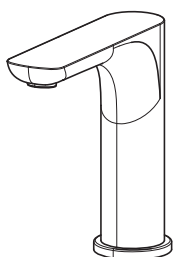
**BOCCA A PARETE**  
 WALL MOUNTED SPOUT  
 BEC MURAL

**FIN.**  
 C  
 OO|RO|GO|NS|TU  
 OR|OS|NE



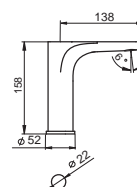
■ **ACCESSORI TONDI** | ACCESSORI ROUND | ACCESSORIES ROUNDS

**G28090**

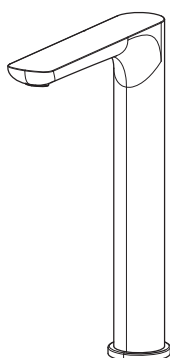


**BOCCA DA PIANO**  
 DECK MOUNTED SPOUT  
 BEC SUR GORGE

**FIN.**  
 C  
 NO | BI  
 OO | RO | RA | NS | TU  
 OR | OS

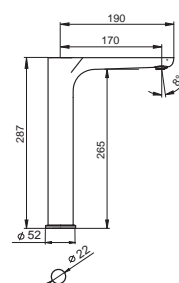


**G28082**

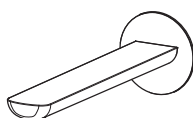


**BOCCA DA PIANO ALTA**  
 DECK MOUNTED TALL SPOUT  
 BEC HAUT SUR GORGE

**FIN.**  
 C  
 NO | BI  
 OO | RO | RA | NS | TU  
 OR | OS

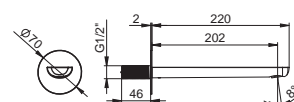


**G28084**



**BOCCA A PARETE**  
 WALL MOUNTED SPOUT  
 BEC MURAL

**FIN.**  
 C  
 NO | BI  
 OO | RO | RA | NS | TU  
 OR | OS



**G28085**



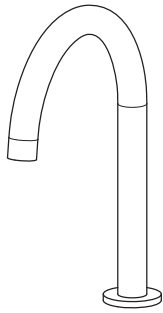
**BOCCA A PARETE**  
 WALL MOUNTED SPOUT  
 BEC MURAL

**FIN.**  
 C  
 NO | BI  
 OO | RO | RA | NS | TU  
 OR | OS



■ **ACCESSORI TONDI** | ACCESSORI ROUND | ACCESSORIES ROUNDS

**G28105**

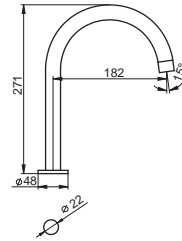


**BOCCA DA PIANO**  
 DECK MOUNTED SPOUT  
 BEC SUR GORGE

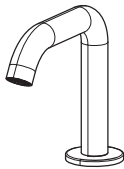
**FIN.**  
 C  
 NO | BI  
 OO | RO | GO | BR | RA | NS | TU  
 OR | OS | NE



G1/2"



**G28094**

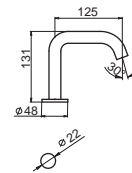


**BOCCA DA PIANO**  
 DECK MOUNTED SPOUT  
 BEC SUR GORGE

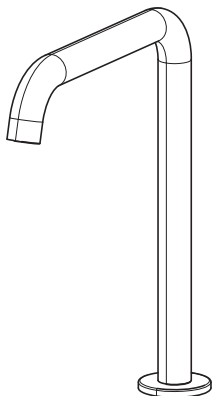
**FIN.**  
 C  
 NO | BI  
 OO | RO | GO | BR | RA | NS | TU  
 OR | OS | NE



G1/2"



**G28093**

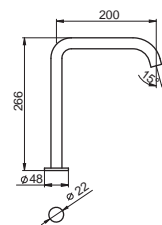


**BOCCA DA PIANO ALTA**  
 DECK MOUNTED TALL SPOUT  
 BEC HAUT SUR GORGE


**FIN.**  
 C  
 NO | BI  
 OO | RO | GO | BR | RA | NS | TU  
 OR | OS | NE



G1/2"



**G28088**

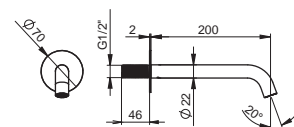


**BOCCA A PARETE**  
 WALL MOUNTED SPOUT  
 BEC MURAL

**FIN.**  
 C  
 NO | BI  
 OO | RO | GO | BR | RA | NS | TU  
 OR | OS | NE



G1/2"



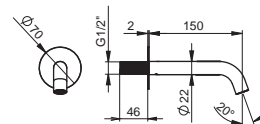
■ **ACCESSORI TONDI** | ACCESSORI ROUND | ACCESSORIES ROUNDS

**G28089**

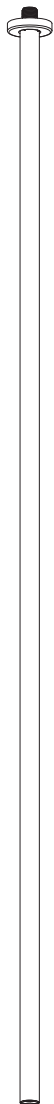


**BOCCA A PARETE**  
 WALL MOUNTED SPOUT  
 BEC MURAL

**FIN.**  
 C  
 NO | BI  
 OO | RO | GO | BR | RA | NS | TU  
 OR | OS | NE

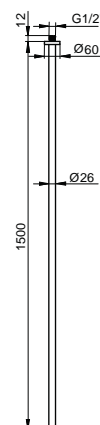


**G28107**



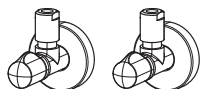
**BOCCA A SOFFITTO**  
 CEILING SPOUT  
 BEC PLAFOND

**FIN.**  
 C  
 NO



■ **ACCESSORI TONDI** | ACCESSORI ROUND | ACCESSORIES ROUNDS

**RS400**



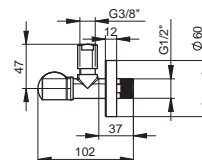
**COPPIA DI RUBINETTI SOTTOLAVABO USCITA DA 3/8 E TUBO DI RAME 10 MM**

3/8 UNDER BASIN STOPCOCKS (PAIR) AND COPPER TUBE 10 MM

PAIRE DE ROBINETS SOUS-LAVABO 3/8 ET TUBE EN CUIVRE 10 MM

**FIN.**

C  
 NO|BI  
 OO|RO|GO|BR|RA|NS|TU  
 OR|OS|NE



**RS401**



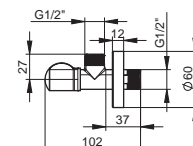
**COPPIA DI RUBINETTI SOTTOLAVABO USCITA DA 1/2"**

1/2" UNDER BASIN STOPCOCKS (PAIR)

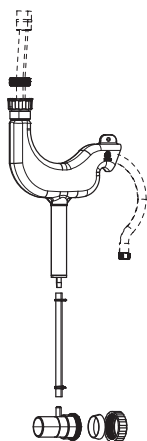
PAIRE DE ROBINETS SOUS-LAVABO 1/2"

**FIN.**

C  
 NO|BI  
 OO|RO|GO|BR|RA|NS|TU  
 OR|OS|NE



**G32028N**



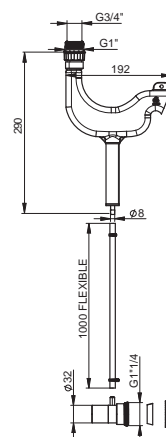
**SISTEMA ANTIGOCCIOLAMENTO PER DOCCETTE ESTRAIBILI BORDO VASCA**

ANTI-DRIP SYSTEM FOR PULL-OUT DECK MOUNTED HAND SHOWERS

SYSTEME ANTI-GOUTTE POUR DOUCHETTES AMOVIBLES SUR GORGES

**FIN.**

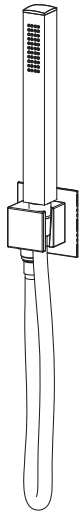
C





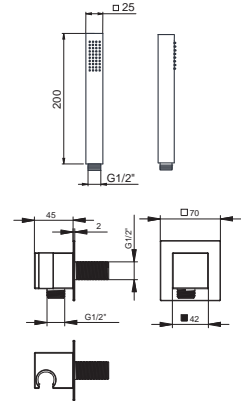
■ **ACCESSORI QUADRI** | SQUARED ACCESSORIES | ACCESSORIES CARRÉS

**KIT-42**

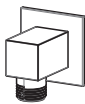


**KIT DOCCIA**  
 SHOWER KIT  
 KIT DE DOUCHE

**FIN.**  
 C  
 NO|BI  
 RO|GO|NS|TU  
 OR|OS|NE

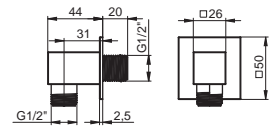


**G24047**

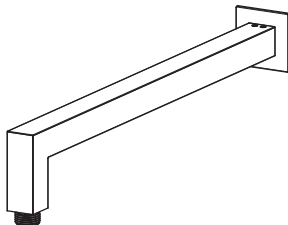


**PRESA ACQUA MINIMALE QUADRATA A PARETE IN OTTONE**  
 WALL BRASS MINIMAL WATER OUTLET  
 PRISE D'EAU MURAL MINIMAL CARRÉ EN LAITON

**FIN.**  
 C  
 NO|BI  
 RO|GO|NS|TU  
 OR|OS|NE

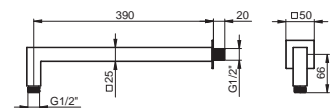


**BR202**



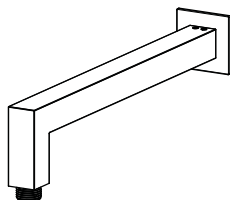
**BRACCIO DOCCIA QUADRATO A PARETE**  
 WALL ROUND SHOWER ARM  
 BRAS DE DOUCHE MURAL CARRÉ

**FIN.**  
 C  
 NO|BI  
 RO|GO|NS|TU  
 OR|OS|NE



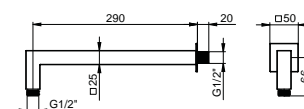
■ **ACCESSORI QUADRI** | SQUARED ACCESSORIES | ACCESSORIES CARRÉS

**BR207**




**BRACCIO DOCCIA QUADRATO A PARETE**

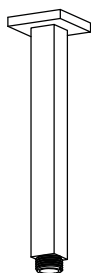
WALL SQUARED SHOWER ARM  
 BRAS DE DOUCHE MURAL CARRÉ



**FIN.**  
 C  
 NO|BI  
 RO|GO|NS|TU  
 OR|OS|NE

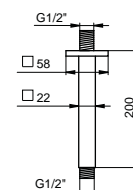


**BR113**



**BRACCIO DOCCIA QUADRATO A SOFFITTO**

CEILING SQUARED SHOWER ARM  
 BRAS DE DOUCHE PLAFOND CARRÉ



**FIN.**  
 C  
 NO|BI  
 RO|GO|NS|TU  
 OR|OS|NE

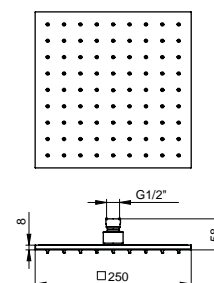


**G26185**



**SOFFIONE QUADRATO OTTONE**

SQUARED BRASS SHOWER HEAD  
 POMME DE DOUCHE CARRÉ EN LAITON



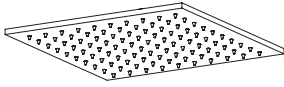
**FIN.**  
 C  
 NO|BI  
 RO|GO|NS|TU  
 OR|OS|NE





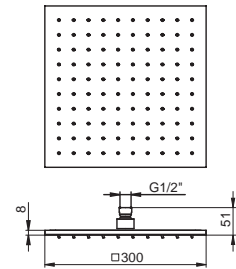
■ ACCESSORI QUADRI | SQUARED ACCESSORIES | ACCESSORIES CARRÉS

**G26039**

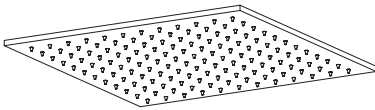


**SOFFIONE QUADRATO OTTONE**  
SQUARED BRASS SHOWER HEAD  
POMME DE DOUCHE CARRÉ EN LAITON

**FIN.**  
C  
NO|BI  
RO|GO|NS|TU  
OR|OS|NE

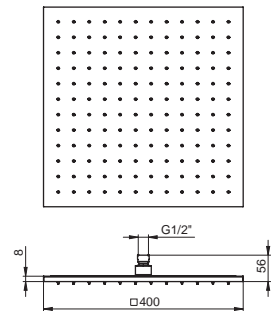


**G26188**



**SOFFIONE QUADRATO OTTONE**  
SQUARED BRASS SHOWER HEAD  
POMME DE DOUCHE CARRÉ EN LAITON

**FIN.**  
C  
NO|BI  
RO|GO|NS|TU  
OR|OS|NE

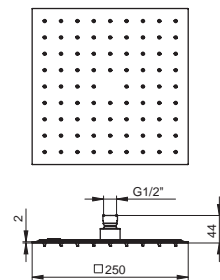


**G26179**



**SOFFIONE TONDO INOX**  
ROUND STAINLESS STEEL SHOWER HEAD  
POMME DE DOUCHE RONDE EN ACIER INOX

**FIN.**  
C  
NO|BI  
NS  
OR



■ ACCESSORI QUADRI | SQUARED ACCESSORIES | ACCESSORIES CARRÉS

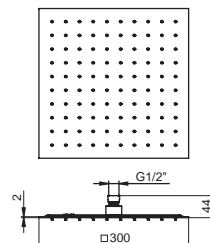
**G26180**



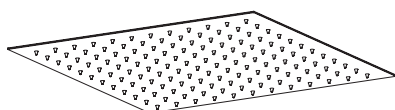
**SOFFIONE TONDO INOX**

ROUND STAINLESS STEEL SHOWER HEAD  
POMME DE DOUCHE RONDE EN ACIER INOX

FIN.  
C  
NO|BI  
NS  
OR



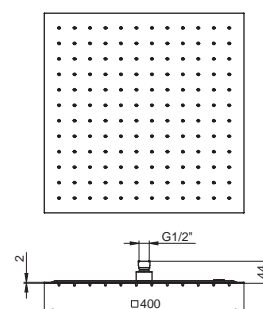
**G26181**




**SOFFIONE TONDO INOX**

ROUND STAINLESS STEEL SHOWER HEAD  
POMME DE DOUCHE RONDE EN ACIER INOX

FIN.  
C  
NO|BI  
NS  
OR



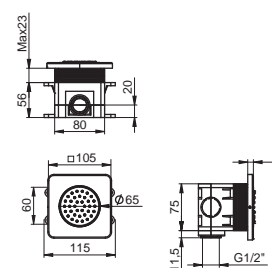
**G26182**




**BODY JET QUADRATO ORIENTABILE ANTICALCARE**

SQUARED ADJUSTABLE ANTI-LIME BODY JET  
BODY JET CARRÉ RÉGLABLE ANTICALCAIRE

FIN.  
C  
NO|BI  
RO|GO|NS|TU  
OR|OS|NE



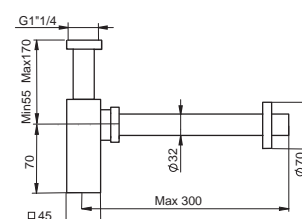
**S1102**



**SIFONE MINIMALE TONDO IN OTTONE**

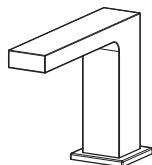
BRASS MINIMAL SQUARED SIPHON  
SIPHON MINIMAL CARRÉ EN LAITON

FIN.  
C  
NO|BI  
RO|GO|NS|TU  
OR|OS|NE



■ **ACCESSORI QUADRI** | SQUARED ACCESSORIES | ACCESSORIES CARRES

**G28092**

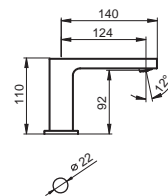


**BOCCA DA PIANO**  
 DECK MOUNTED SPOUT  
 BEC SUR GORGE

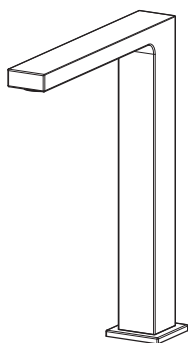
**FIN.**  
 C  
 NO | BI  
 RO | GO | NS | TU  
 OR | OS | NE



G1/2"



**G28091**

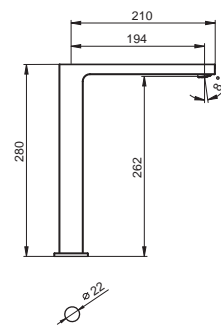


**BOCCA DA PIANO ALTA**  
 DECK MOUNTED TALL SPOUT  
 BEC HAUT SUR GORGE

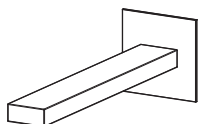
**FIN.**  
 C  
 NO | BI  
 RO | GO | NS | TU  
 OR | OS | NE



G1/2"



**G28086**

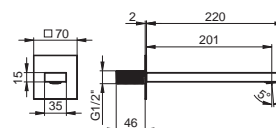


**BOCCA A PARETE**  
 WALL MOUNTED SPOUT  
 BEC MURAL

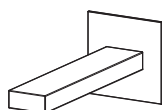
**FIN.**  
 C  
 NO | BI  
 RO | GO | NS | TU  
 OR | OS | NE



G1/2"



**G28087**

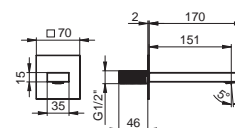


**BOCCA A PARETE**  
 WALL MOUNTED SPOUT  
 BEC MURAL

**FIN.**  
 C  
 NO | BI  
 RO | GO | NS | TU  
 OR | OS | NE

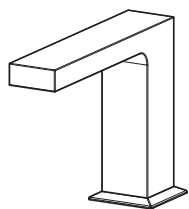


G1/2"



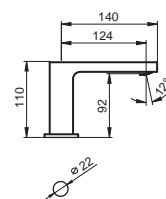
■ ACCESSORI QUADRI | SQUARED ACCESSORIES | ACCESSORIES CARRES

**G28103**

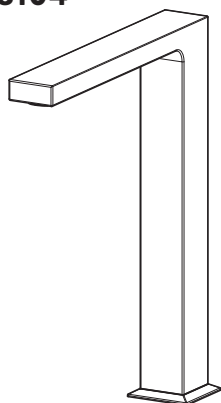


**BOCCA DA PIANO**  
DECK MOUNTED SPOUT  
BEC SUR GORGE

**FIN.**  
C  
NO | BI  
RO | GO | NS | TU  
OR | OS | NE

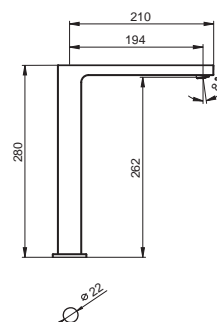


**G28104**

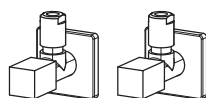


**BOCCA DA PIANO ALTA**  
DECK MOUNTED TALL SPOUT  
BEC HAUT SUR GORGE

**FIN.**  
C  
NO | BI  
RO | GO | NS | TU  
OR | OS | NE



**RS300**

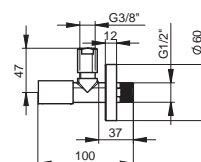


**COPPIA DI RUBINETTI SOTTOLAVABO USCITA DA 3/8  
E TUBO DI RAME 10 MM**

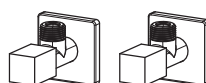
3/8 UNDER BASIN STOPCOCKS (PAIR) AND COPPER  
TUBE 10 MM

PAIRE DE ROBINETS SOUS-LAVABO 3/8 ET TUBE EN  
CUIVRE 10 MM

**FIN.**  
C  
NO | BI  
RO | GO | NS | TU  
OR | OS | NE



**RS301**

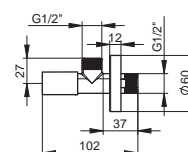


**COPPIA DI RUBINETTI SOTTOLAVABO USCITA DA 1/2"**

1/2" UNDER BASIN STOPCOCKS (PAIR)

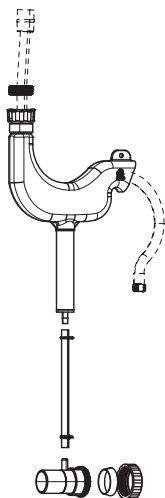
PAIRE DE ROBINETS SOUS-LAVABO 1/2"

**FIN.**  
C  
NO | BI  
RO | GO | NS | TU  
OR | OS | NE



■ ACCESSORI QUADRI | SQUARED ACCESSORIES | ACCESSORIES CARRES

**G32028N**

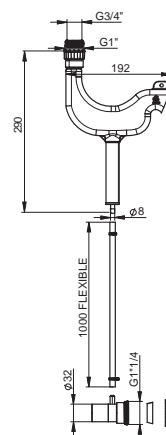


**SISTEMA ANTIGOCCIOLAMENTO PER DOCCETTE ESTRAIBILI  
BORDO VASCA**

ANTI-DRIP SYSTEM FOR PULL-OUT DECK MOUNTED  
HAND SHOWERS

SYSTEME ANTI-GOUTTE POUR DOUCHETTES  
AMOVIBLES SUR GORGES


FIN.  
C







Finiture - Finishes - Finitions



PROGRAMMA

## COMPLEMENTI DI DESIGN

---

Iniziare un nuovo cammino spaventa, ma dopo ogni passo che percorriamo ci rendiamo conto di come era pericoloso rimanere fermi.

Starting a new journey is scary, but after every step we take we realize how dangerous it was to stay still.

Commencer un nouveau voyage est effrayant, mais après chaque pas que nous faisons, nous réalisons à quel point il était dangereux de rester immobile.

*Roberto Benigni*





ACCESSORI



DESIGN BY SIMONE MICHELI









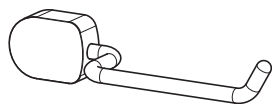






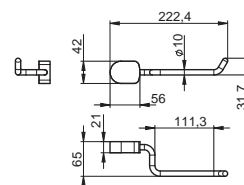
## OGGETTO

### G99100



**PORTA ROTOLO**  
TOILET ROLL HOLDER  
PORTE ROULEAU

**FIN.**  
C  
NO|BI  
OO|RO|RA|NS|TU|  
OR|OS|

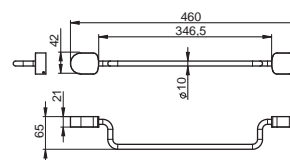


### G99101



**PORTA SALVIETTE 300 MM**  
TOWEL RAIL 300 MM  
PORTE SERVIETTES 300 MM

**FIN.**  
C  
NO|BI  
OO|RO|RA|NS|TU|  
OR|OS|

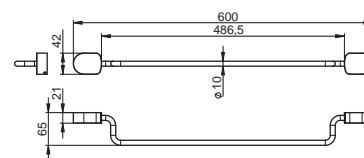


### G99102



**PORTA SALVIETTE 450 MM**  
TOWEL RAIL 450 MM  
PORTE SERVIETTES 450 MM

**FIN.**  
C  
NO|BI  
OO|RO|RA|NS|TU|  
OR|OS|

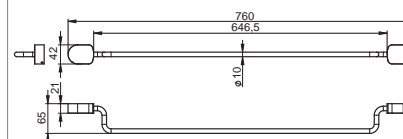


### G99103



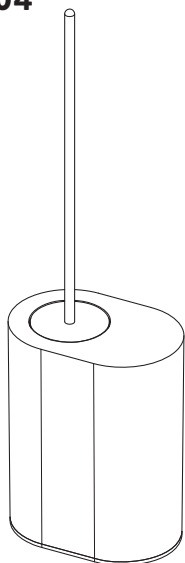
**PORTA SALVIETTE 600 MM**  
TOWEL RAIL 600 MM  
PORTE SERVIETTES 600 MM

**FIN.**  
C  
NO|BI  
OO|RO|RA|NS|TU|  
OR|OS|



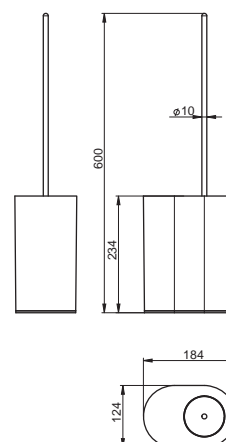
■ OGGETTO

**G99104**



**SCOPINO DA APPOGGIO**  
STANDING TOILET BRUSH  
PORTE BALAYENT D'APPUI

**FIN.**  
C  
NO|BI  
OO|RO|RA|NS|TU  
OR|OS

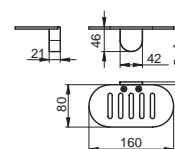


**G99105**

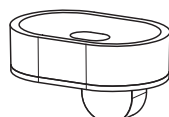


**PORTA SHAMPOO A PARETE**  
WALL SHAMPOO HOLDER  
PORTE SHAMPOING MURAL

**FIN.**  
C  
NO|BI  
OO|RO|RA|NS|TU  
OR|OS

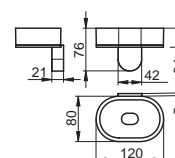


**G99106**



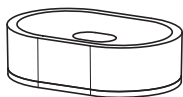
**PORTA SAPONE A PARETE**  
WALL SOAP HOLDER  
PORTE SAVON MURAL

**FIN.**  
C  
NO|BI  
OO|RO|RA|NS|TU  
OR|OS



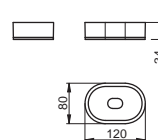
## ■ OGGETTO

### G99107

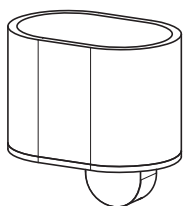


**PORTA SAPONE APPOGGIO**  
DECK SOAP HOLDER  
PORTE SAVON D'APPUI

**FIN.**  
C  
NO|BI  
OO|RO|RA|NS|TU  
OR|OS

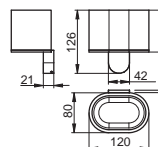


### G99108

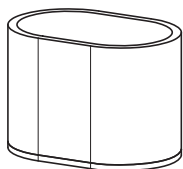


**PORTA SPAZZOLINI A PARETE**  
TUMBLER HOLDER  
VERRE PORTE BROSSES À DENTS MURAL

**FIN.**  
C  
NO|BI  
OO|RO|RA|NS|TU  
OR|OS

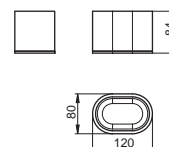


### G99109




**PORTA SPAZZOLINI APPOGGIO**  
WALL TUMBLER HOLDER  
VERRE PORTE BROSSES À DENTS D'APPUI

**FIN.**  
C  
NO|BI  
OO|RO|RA|NS|TU  
OR|OS



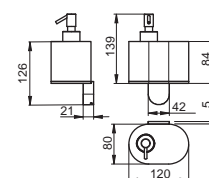
■ **OGGETTO**

**G99110**




**DISPENSER SAPONE A PARETE**  
WALL SOAP DISPENSER  
DOSEUR DE SAVON MURAL

**FIN.**  
C  
NO|BI  
OO|RO|RA|NS|TU  
OR|OS

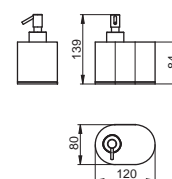


**G99111**



**DISPENSER SAPONE DA APPOGGIO**  
DECK SOAP DISPENSER  
DOSEUR DE SAVON D'APPUI

**FIN.**  
C  
NO|BI  
OO|RO|RA|NS|TU  
OR|OS

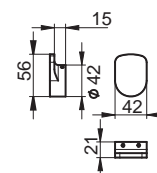


**G99112**



**APPENDINO**  
HOOK  
PORTE PEIGNOIR



**FIN.**  
C  
NO|BI  
OO|RO|RA|NS|TU  
OR|OS





ACCESSORI

# PROFILO





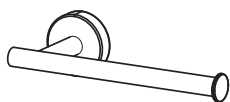






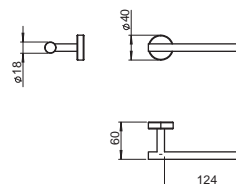
## PROFILO

### G99113

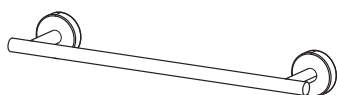


**PORTA ROTOLO**  
TOILET ROLL HOLDER  
PORTE ROULEAU

**FIN.**  
C  
NO|BI  
OO|RO|GO|BR|RA|NS|TU  
OR|OS|NE

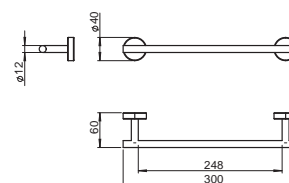


### G99114



**PORTA SALVIETTE 300 MM**  
TOWEL RAIL 300 MM  
PORTE SERVIETTES 300 MM

**FIN.**  
C  
NO|BI  
OO|RO|GO|BR|RA|NS|TU  
OR|OS|NE

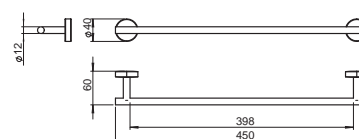


### G99115



**PORTA SALVIETTE 450 MM**  
TOWEL RAIL 450 MM  
PORTE SERVIETTES 450 MM

**FIN.**  
C  
NO|BI  
OO|RO|GO|BR|RA|NS|TU  
OR|OS|NE




### G99116



**PORTA SALVIETTE 600 MM**  
TOWEL RAIL 600 MM  
PORTE SERVIETTES 600 MM

**FIN.**  
C  
NO|BI  
OO|RO|GO|BR|RA|NS|TU  
OR|OS|NE



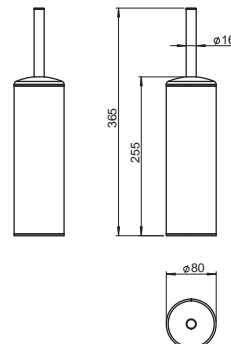
■ PROFILO

G99117



**SCOPINO DA APPOGGIO**  
STANDING TOILET BRUSH  
PORTE BALAYENT D'APPUI

**FIN.**  
C  
NO|BI  
OO|RO|GO|BR|RA|NS|TU  
OR|OS|NE

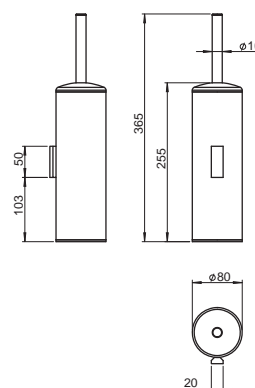


G99118



**SCOPINO A PARETE**  
WALL TOILET BRUSH  
PORTE BALAYENT MURAL

**FIN.**  
C  
NO|BI  
OO|RO|GO|BR|RA|NS|TU  
OR|OS|NE

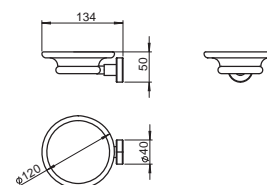


G99119



**PORTA SAPONE A PARETE**  
WALL SOAP HOLDER  
PORTE SAVON MURAL

**FIN.**  
C  
NO|BI  
OO|RO|GO|BR|RA|NS|TU  
OR|OS|NE



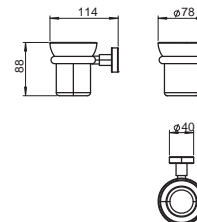
## PROFILO

### G99121




**PORTA SPAZZOLINI A PARETE**  
WALL TUMBLER HOLDER  
VERRE PORTE BROSSES À DENTS MURAL

**FIN.**  
C  
NO|BI  
OO|RO|GO|BR|RA|NS|TU  
OR|OS|NE

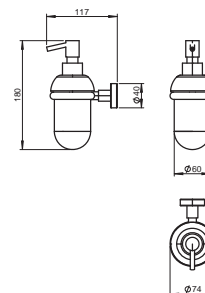


### G99123



**DISPENSER SAPONE A PARETE**  
WALL SOAP DISPENSER  
DOSEUR DE SAVON MURAL

**FIN.**  
C  
NO|BI  
OO|RO|GO|BR|RA|NS|TU  
OR|OS|NE

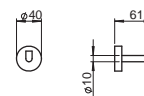


### G99125




**APPENDINO**  
HOOK  
PORTE PEIGNOIR

**FIN.**  
C  
NO|BI  
OO|RO|GO|BR|RA|NS|TU  
OR|OS|NE









ACCESSORI

# PITAGORA





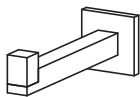






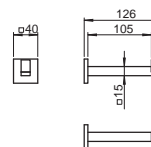
## ■ PITAGORA

**G99126**



**PORTA ROTOLO**  
TOILET ROLL HOLDER  
PORTE ROULEAU

**FIN.**  
C  
NO|BI  
RO|GO|NS|TU  
OR|OS|NE

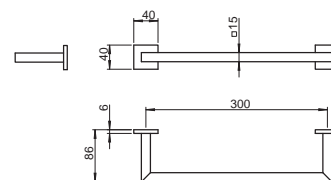


**G99127**

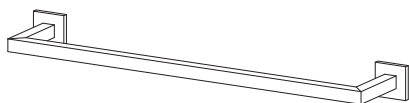


**PORTA SALVIETTE 300 MM**  
TOWEL RAIL 300 MM  
PORTE SERVIETTES 300 MM

**FIN.**  
C  
NO|BI  
RO|GO|NS|TU  
OR|OS|NE

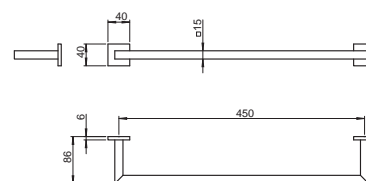


**G99128**



**PORTA SALVIETTE 450 MM**  
TOWEL RAIL 450 MM  
PORTE SERVIETTES 450 MM

**FIN.**  
C  
NO|BI  
RO|GO|NS|TU  
OR|OS|NE

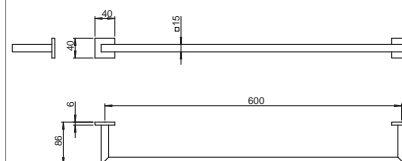


**G99129**



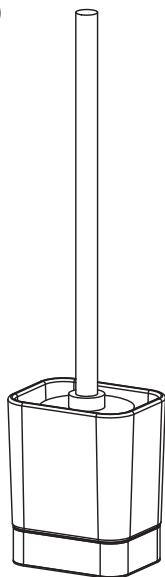
**PORTA SALVIETTE 600 MM**  
TOWEL RAIL 600 MM  
PORTE SERVIETTES 600 MM

**FIN.**  
C  
NO|BI|NS|BR|RA  
OR|OS|OO|TU|NE|RO|GO  
OR|OS|NE



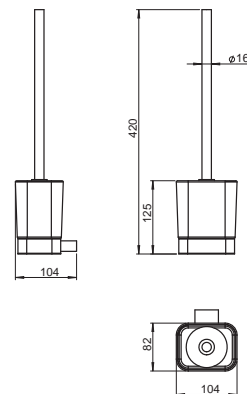
■ PITAGORA

**G99130**



**SCOPINO A PARETE**  
WALL TOILET BRUSH  
PORTE BALAYENT MURAL

**FIN.**  
C  
NO|BI  
RO|GO|NS|TU  
OR|OS|NE

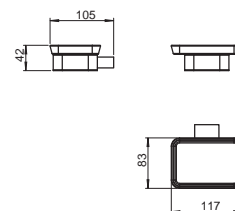


**G99132**

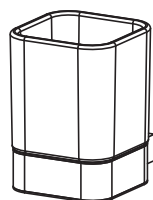


**PORTA SAPONE A PARETE**  
WALL SOAP HOLDER  
PORTE SAVON MURAL

**FIN.**  
C  
NO|BI  
RO|GO|NS|TU  
OR|OS|NE

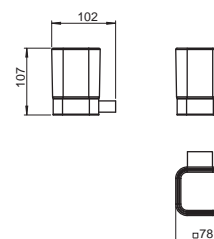


**G99134**




**PORTA SAPONE A PARETE**  
WALL SOAP HOLDER  
PORTE SAVON MURAL

**FIN.**  
C  
NO|BI  
RO|GO|NS|TU  
OR|OS|NE



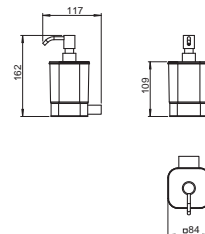
## ■ PITAGORA

### G99136

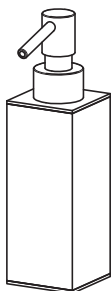


**DISPENSER SAPONE A PARETE**  
WALL SOAP DISPENSER  
DOSEUR DE SAVON MURAL

FIN.  
C

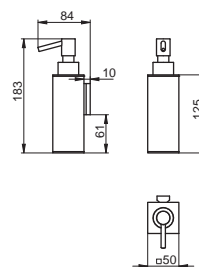


### G99152



**DISPENSER SAPONE A PARETE**  
BRASS WALL SOAP DISPENSER  
DOSEUR DE SAVON MURAL

FIN.  
C  
NO|BI  
RO|GO|NS|TU  
OR|OS|NE

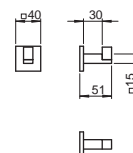


### G99138




**APPENDINO**  
HOOK  
PORTE PEIGNOIR

FIN.  
C  
NO|BI  
RO|GO|NS|TU  
OR|OS|NE










ACCESSORI

**ISPICA**



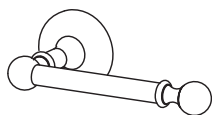






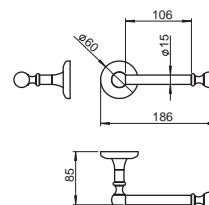
## ISPICA

### G99139



**PORTA ROTOLO**  
TOILET ROLL HOLDER  
PORTE ROULEAU

**FIN.**  
C  
OO|BR|RA  
OR

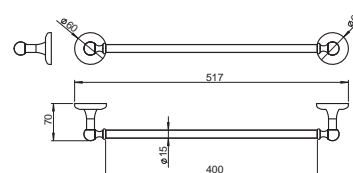


### G99141



**PORTA SALVIETTE 400 MM**  
TOWEL RAIL 400 MM  
PORTE SERVIETTES 400 MM

**FIN.**  
C  
OO|BR|RA  
OR

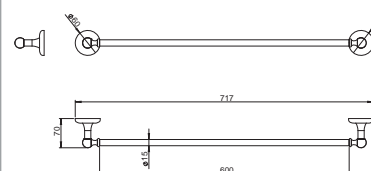


### G99142



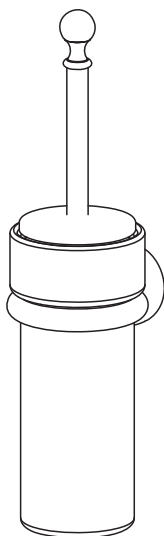
**PORTA SALVIETTE 600 MM**  
TOWEL RAIL 600 MM  
PORTE SERVIETTES 600 MM

**FIN.**  
C  
OO|BR|RA  
OR



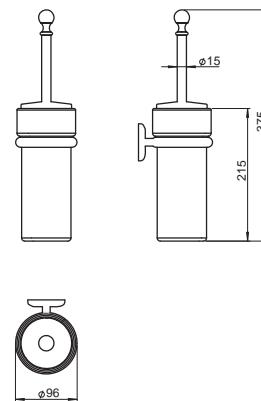
■ **ISPICA**

**G99143**




**SCOPINO A PARETE**  
WALL TOILET BRUSH  
PORTE BALAYENT MURAL

**FIN.**  
C  
OO|BR|RA  
OR

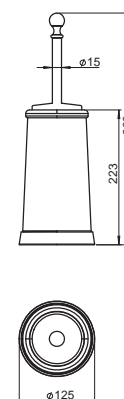


**G99144**



**SCOPINO DA APPOGGIO**  
STANDING TOILET BRUSH  
PORTE BALAYENT D'APPUI

**FIN.**  
C  
OO|BR|RA  
OR

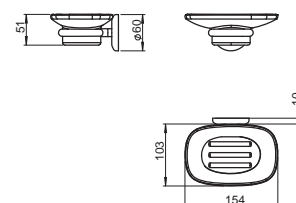


**G99145**



**PORTA SAPONE A PARETE**  
WALL SOAP HOLDER  
PORTE SAVON MURAL

**FIN.**  
C  
OO|BR|RA  
OR





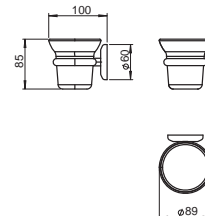
## ISPICA

### G99147

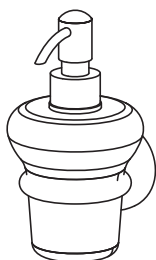


**PORTA SPAZZOLINI A PARETE**  
WALL TUMBLER HOLDER  
VERRE PORTE BROSSES À DENTS MURAL

**FIN.**  
C  
OO|BR|RA  
OR

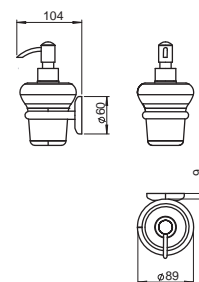


### G99149



**DISPENSER SAPONE A PARETE**  
WALL SOAP DISPENSER  
DOSEUR DE SAVON MURAL

**FIN.**  
C  
OO|BR|RA  
OR

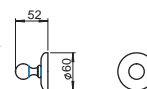


### G99151

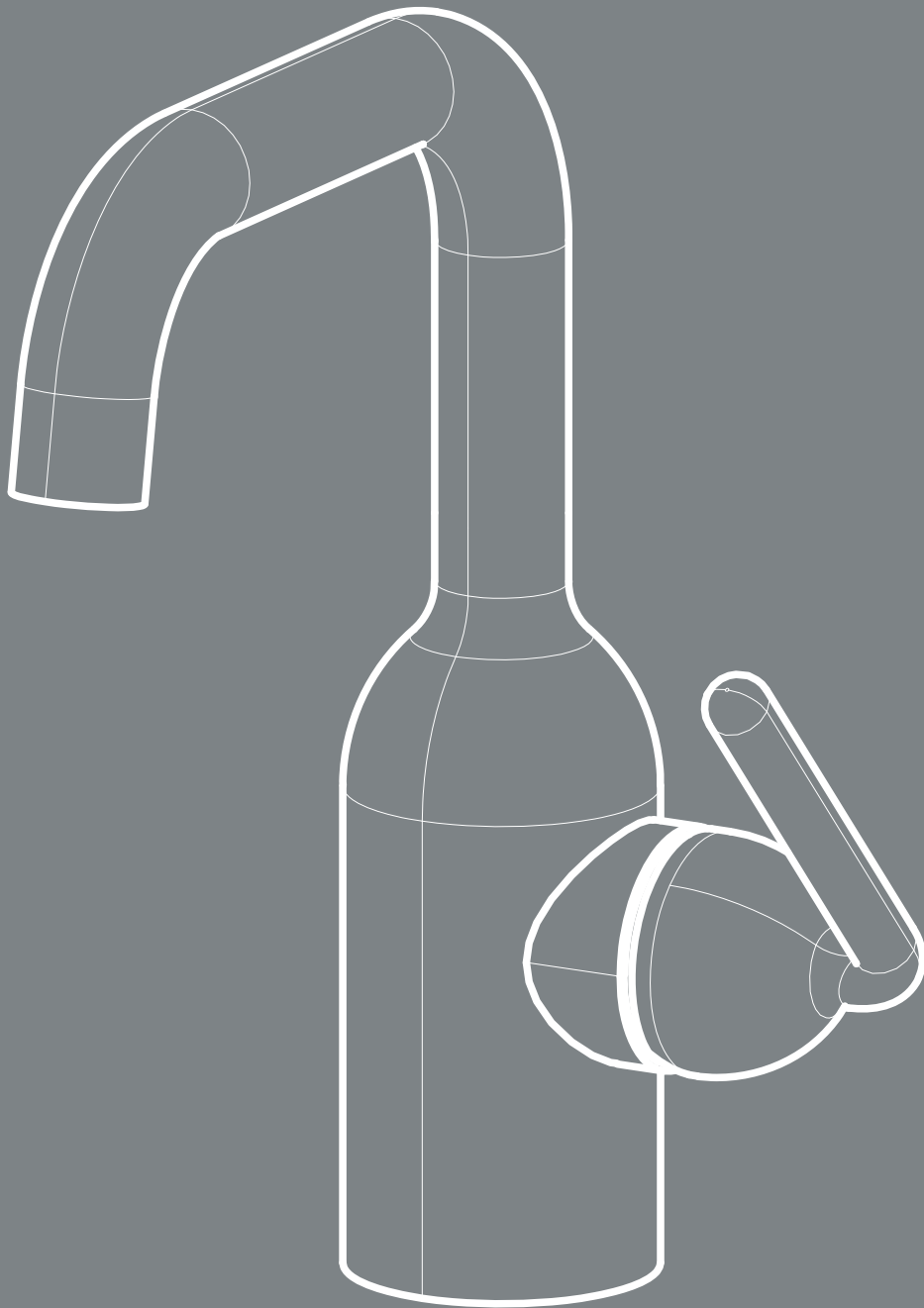


**APPENDINO**  
HOOK  
PORTE PEIGNOIR

**FIN.**  
C  
OO|BR|RA  
OR

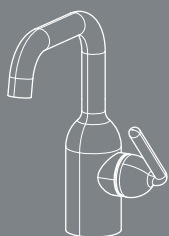




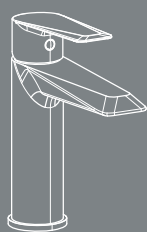


COLLEZIONE  
**ARREDO MODERNO**

---



FRANCIACORTA



CRISTALLO



INDY



Finiture - Finishes - Finitions



COLLEZIONE ARREDO MODERNO  
**FRANCIACORTA**

---

Il design è così semplice. Ecco perché è così complicato.

The design is so simple. This is why it is so complicated.

Le design est si simple. C'est pourquoi c'est si compliqué.

*Paul Rand*

















■ FRANCIACORTA

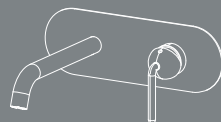
43400  
43402



43450  
43452



EST-43350  
EST-43352




EST-43360  
EST-43362



43500  
43502



43100



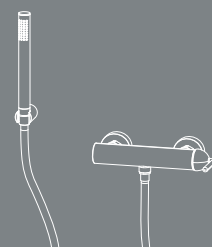
122343



43300



43310



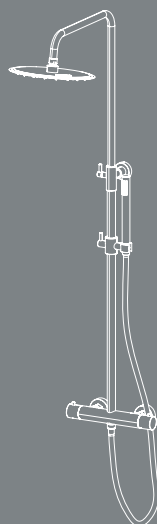
EST-43250



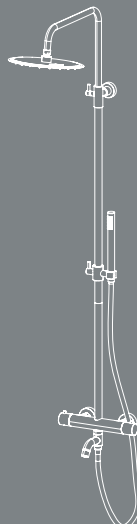
EST-43200  
EST-43230



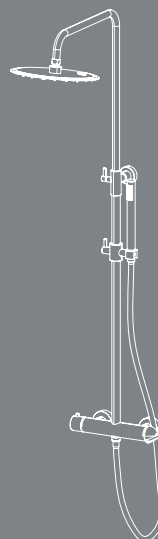
244320



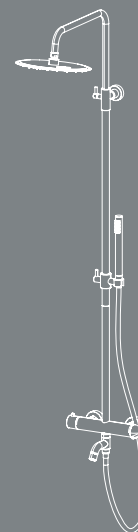
244322



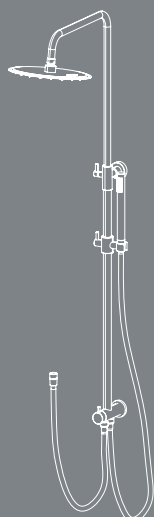
244310



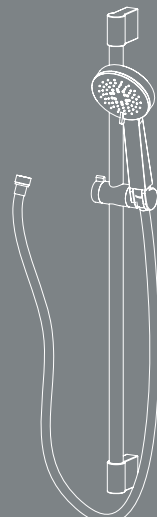
244312



244300

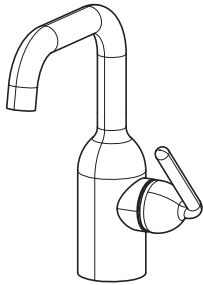


S217



## FRANCIACORTA

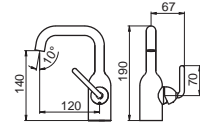
43400



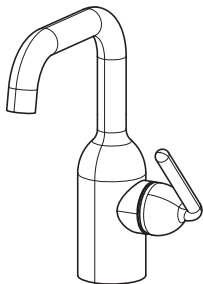
**MISCELATORE MONOCOMANDO PER LAVABO  
SENZA SCARICO**

WASH-BASIN MIXER WITHOUT WASTE  
MITIGEUR POUR LAVABO SANS VIDAGE

FIN.  
C  
OO|RO  
Per |For|Pour Energy Saving



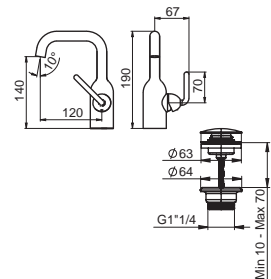
43402



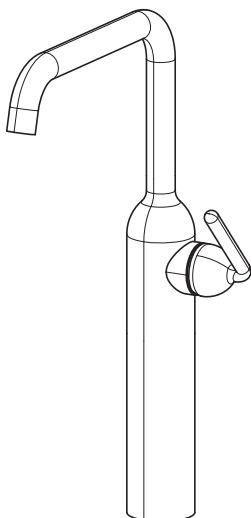
**MISCELATORE MONOCOMANDO PER LAVABO CON  
SCARICO CLICK CLACK DA 1 1/4**

WASH-BASIN MIXER WITH 1 1/4 CLICK CLACK WASTE  
MITIGEUR POUR LAVABO AVEC VIDAGE CLICK  
CLACK 1 1/4

FIN.  
C  
OO|RO  
Per |For|Pour Energy Saving



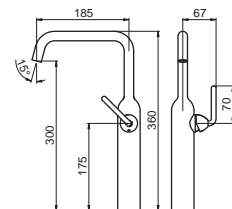
43450



**MISCELATORE MONOCOMANDO PER LAVABO  
ALTO SENZA SCARICO**

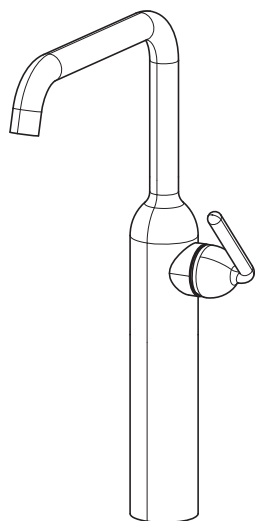
WASH-BASIN MIXER TALL WITHOUT WASTE  
MITIGEUR POUR LAVABO HAUTE SANS VIDAGE

FIN.  
C  
OO|RO  
Per |For|Pour Energy Saving



■ FRANCIACORTA

43452



**MISCELATORE MONOCOMANDO PER LAVABO ALTO CON SCARICO CLICK CLACK DA 1"1/4**

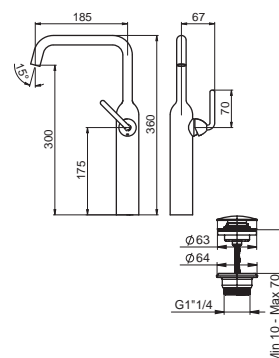
WASH-BASIN MIXER TALL WITH 1"1/4 CLICK CLACK WASTE

MITIGEUR POUR LAVABO HAUTE AVEC VIDAGE CLICK CLACK 1"1/4

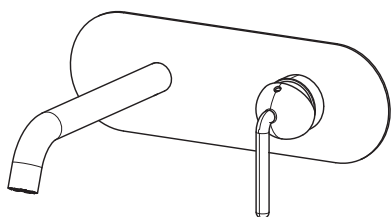
FIN.

C  
OO|RO

Per |For|Pour Energy Saving



EST-43350



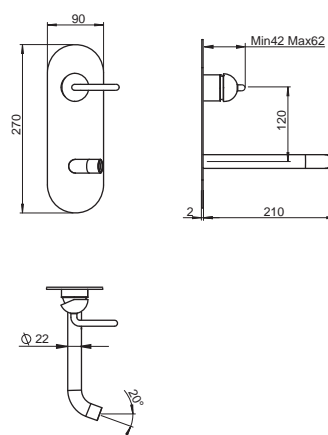
**SET ESTERNO PER MISCELATORE MONOCOMANDO PER LAVABO DA INCASSO A PARETE SENZA SCARICO**

EXTERNAL SET FOR CONCEALED WASH-BASIN MIXER WITHOUT WASTE

SET EXTERNE POUR MITIGEUR ENCASTRÉ POUR LAVABO SANS VIDAGE

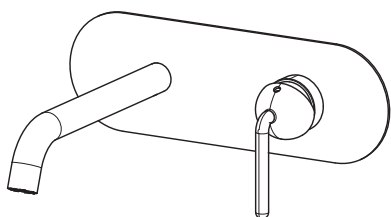
FIN.

C  
OO|RO



PER/FOR/POUR  
INC-350/360-BOX

EST-43352



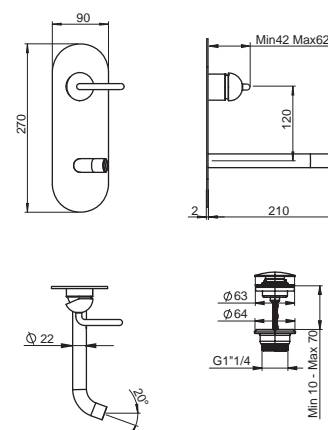
**SET ESTERNO PER MISCELATORE MONOCOMANDO PER LAVABO DA INCASSO A PARETE CON SCARICO CLICK CLACK DA 1"1/4**

EXTERNAL SET FOR CONCEALED WASH-BASIN MIXER WITH 1"1/4 CLICK CLACK WASTE

SET EXTERNE POUR MITIGEUR ENCASTRÉ POUR LAVABO AVEC VIDAGE CLICK CLACK 1"1/4

FIN.

C  
OO|RO

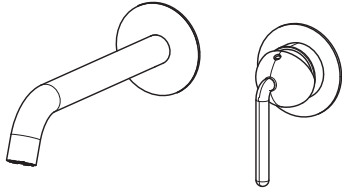


PER/FOR/POUR  
INC-350/360-BOX



## FRANCIACORTA

### EST-43360

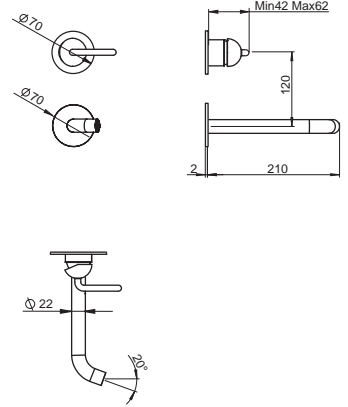


#### SET ESTERNO PER MISCELATORE PER LAVABO DA INCASSO A PARETE SENZA SCARICO

EXTERNAL SET FOR CONCEALED WASH-BASIN MIXER WITHOUT WASTE

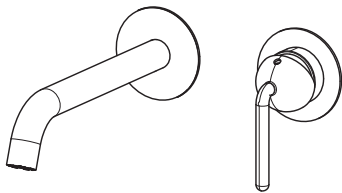
SET EXTERNE POUR MITIGEUR ENCASTRÉ POUR LAVABO SANS VIDAGE

FIN.  
C  
OO|RO



PER/FOR/POUR  
INC-350/360-BOX

### EST-43362

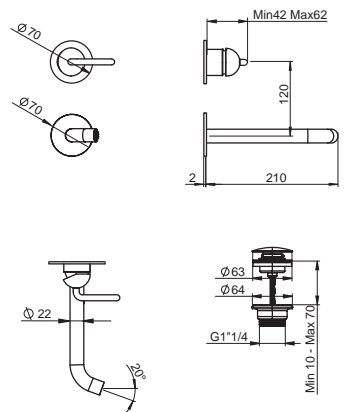


#### SET ESTERNO PER MISCELATORE PER LAVABO DA INCASSO A PARETE CON SCARICO CLICK CLACK DA 1"1/4

EXTERNAL SET FOR CONCEALED WASH-BASIN MIXER WITH 1"1/4 CLICK CLACK WASTE

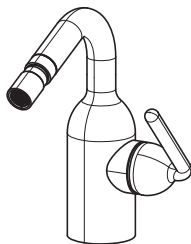
SET EXTERNE POUR MITIGEUR ENCASTRÉ POUR LAVABO AVEC VIDAGE CLICK CLACK 1"1/4

FIN.  
C  
OO|RO



PER/FOR/POUR  
INC-350/360-BOX

### 43500



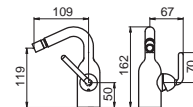
#### MISCELATORE MONOCOMANDO PER BIDET SENZA SCARICO

BIDET MIXER WITHOUT WASTE

MITIGEUR POUR BIDET SANS VIDAGE

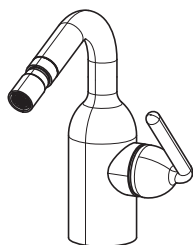
FIN.  
C  
OO|RO

Per |For|Pour Energy Saving



■ FRANCIACORTA

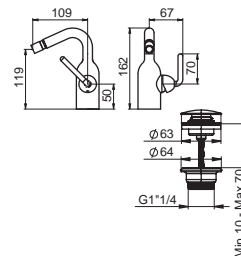
43502




**MISCELATORE MONOCOMANDO PER BIDET CON SCARICO CLICK CLACK DA 1"1/4**

BIDET MIXER WITH 1"1/4 CLICK CLACK WASTE  
MITIGEUR POUR BIDET AVEC VIDAGE CLICK CLACK 1"1/4

FIN.  
C  
OO|RO  
Per |For|Pour Energy Saving



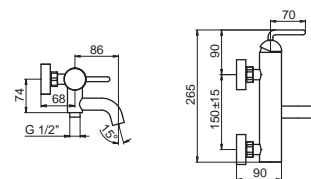
43100



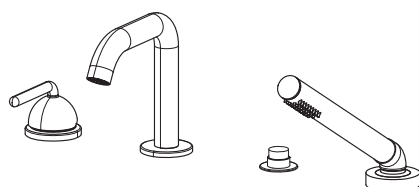
**MISCELATORE MONOCOMANDO PER VASCA ESTERNO CON FLESSIBILE E DOCCETTA**

EXTERNAL BATH MIXER WITH FLEXIBLE HOSE AND HAND SHOWER  
MITIGEUR BAIN DOUCHE EXTÉRIEUR AVEC FLEXIBLE ET DOUCHETTE

FIN.  
C  
OO|RO



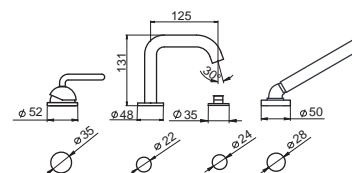
122343



**MISCELATORE MONOCOMANDO BORDO VASCA**

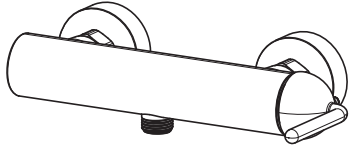
DECK MOUNTED BATH MIXER  
MITIGEUR POUR BAIN SUR GORGE

FIN.  
C  
OO|RO



## FRANCIACORTA

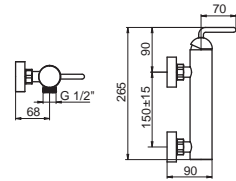
43300



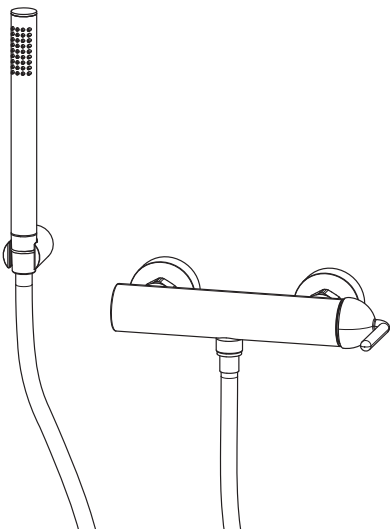
**MISCELATORE MONOCOMANDO PER DOCCIA ESTERNO**

EXTERNAL SHOWER MIXER  
MITIGEUR DOUCHE EXTERIEUR

FIN.  
C  
OO|RO



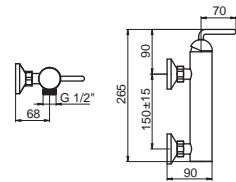
43310



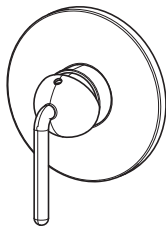
**MISCELATORE MONOCOMANDO PER DOCCIA ESTERNO CON FLESSIBILE E DOCCETTA**

EXTERNAL SHOWER MIXER WITH FLEXIBLE HOSE AND HAND SHOWER  
MITIGEUR DOUCHE EXTERIEUR AVEC FLEXIBLE ET DOUCHETTE

FIN.  
C  
OO|RO



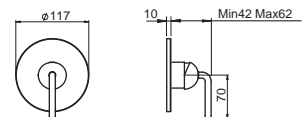
EST-43250



**SET ESTERNO PER MISCELATORE MONOCOMANDO PER DOCCIA INCASSO 1 VIA**

EXTERNAL SET FOR 1 WAY BUILT-IN SHOWER MIXER  
SET EXTERNE POUR MITIGEUR DOUCHE ENCASTRÉ 1 SORTIE

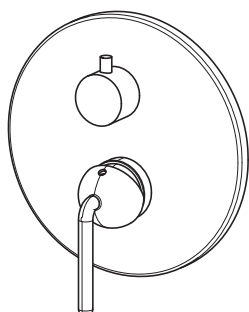
FIN.  
C  
OO|RO



PER/FOR/POUR  
INC-250-BOX

■ FRANCIACORTA

**EST-43200**

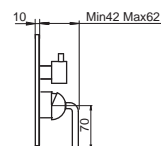
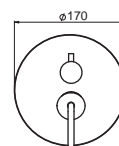


**SET ESTERNO PER MISCELATORE MONOCOMANDO  
PER DOCCIA INCASSO 2 VIE**

EXTERNAL SET FOR 2 WAYS BUILT-IN SHOWER  
MIXER

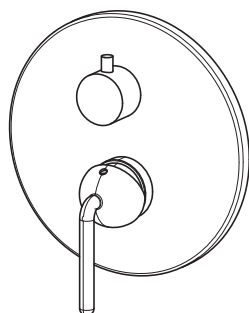
SET EXTERNE POUR MITIGEUR DOUCHE ENCASTRÉ  
2 SORTIES

FIN.  
C  
OO|RO



PER/FOR/POUR  
**INC-200-BOX**

**EST-43230**

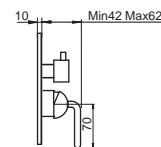
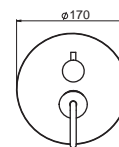


**SET ESTERNO PER MISCELATORE MONOCOMANDO  
PER DOCCIA INCASSO 3 VIE**

EXTERNAL SET FOR 3 WAYS BUILT-IN SHOWER MIXER

SET EXTERNE POUR MITIGEUR DOUCHE ENCASTRÉ  
3 SORTIES

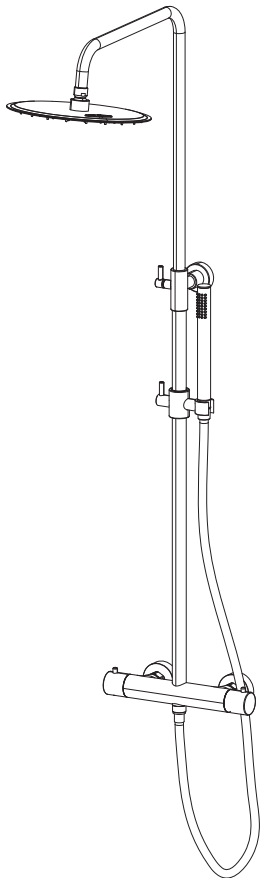
FIN.  
C  
OO|RO



PER/FOR/POUR  
**INC-230-BOX**

## FRANCIACORTA

244320

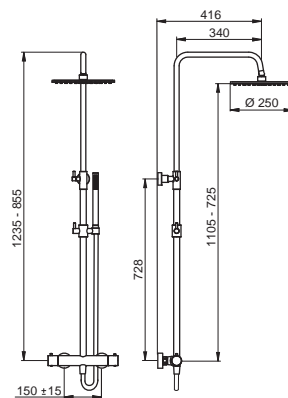


**COLONNA DOCCIA TELESCOPICA TONDA CON MISCELATORE TERMOSTATICO, DEVIATORE A 2 VIE, ACCESSORI E SOFFIONE IN INOX**

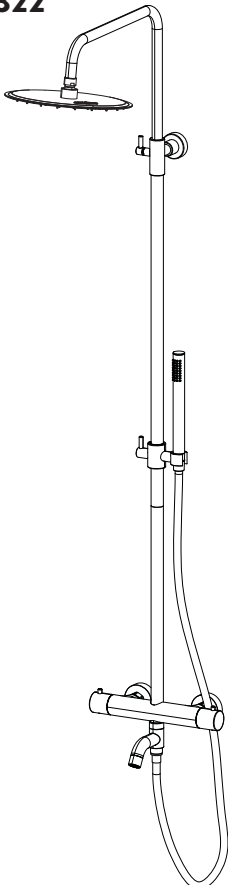
TELESCOPIC ROUND SHOWER COLUMN WITH THERMOSTATIC MIXER, 2 WAYS DIVERTER, STAINLESS STEEL ACCESSORIES AND SHOWER HEAD

COLONNE DE DOUCHE TÉLESCOPIQUE RONDE AVEC MITIGEUR THERMOSTATIQUE, INVERSEUR 2 SORTIES, ACCESSOIRES ET POMME DE DOUCHE EN ACIER

FIN.  
C  
OO|RO



244322



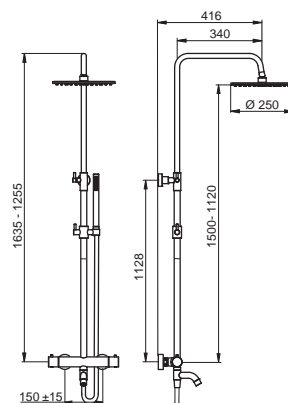
**COLONNA DOCCIA TELESCOPICA TONDA CON MISCELATORE TERMOSTATICO, DEVIATORE A 2 VIE, ACCESSORI E SOFFIONE IN INOX, BOCCA DEVIATRICE PER VASCA**

TELESCOPIC ROUND SHOWER COLUMN WITH THERMOSTATIC MIXER, 2 WAYS DIVERTER, STAINLESS STEEL ACCESSORIES AND SHOWER HEAD, DIVERTED BATH SPOUT

COLONNE DE DOUCHE TÉLESCOPIQUE RONDE AVEC MITIGEUR THERMOSTATIQUE, INVERSEUR 2 SORTIES, DOUCHETTE ET POMME DE DOUCHE EN ACIER, BEC INVERSEUR POUR BAIGNOIRE

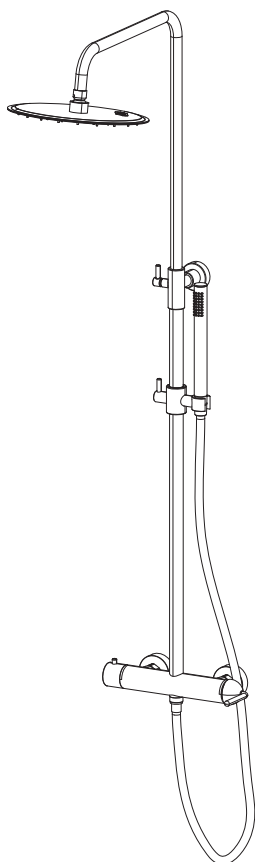
FIN.  
C  
OO|RO

Per |For|Pour Thermo Balance



## FRANCIACORTA

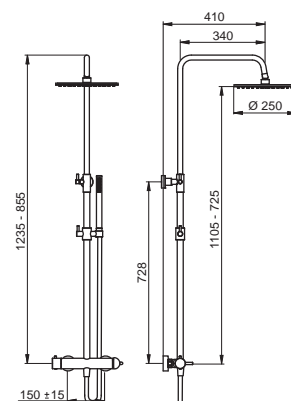
244310



**COLONNA DOCCIA TELESCOPICA TONDA CON MISCELATORE, DEVIATORE A 2 VIE, ACCESSORI E SOFFIONE IN INOX.**

TELESCOPIC ROUND SHOWER COLUMN WITH MIXER, 2 WAYS DIVERTER, STAINLESS STEEL ACCESSORIES AND SHOWER HEAD

COLONNE DE DOUCHE TÉLESCOPIQUE RONDE AVEC MITIGEUR, INVERSEUR 2 SORTIES, ACCESSOIRES ET POMME DE DOUCHE EN ACIER

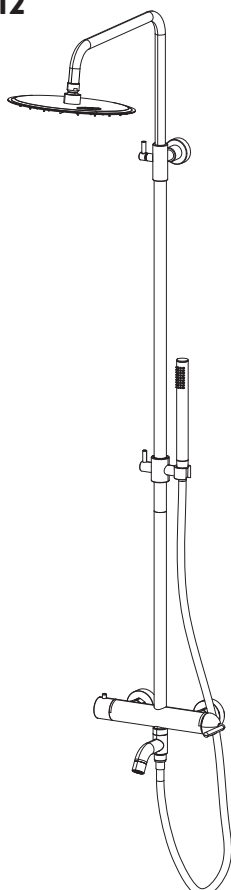


FIN.

C  
OO|RO



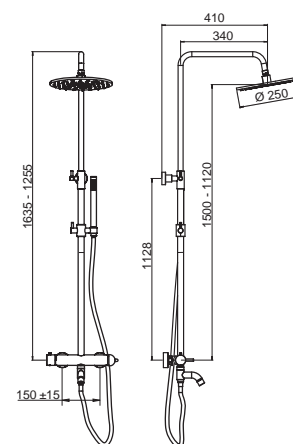
244312



**COLONNA DOCCIA TELESCOPICA TONDA CON MISCELATORE, DEVIATORE A 2 VIE, ACCESSORI E SOFFIONE IN INOX, BOCCA DEVIATRICE PER VASCA**

TELESCOPIC ROUND SHOWER COLUMN WITH MIXER, 2 WAYS DIVERTER, STAINLESS STEEL ACCESSORIES AND SHOWER HEAD, DIVERTED BATH SPOUT

COLONNE DE DOUCHE TÉLESCOPIQUE RONDE AVEC MITIGEUR, INVERSEUR 2 SORTIES, ACCESSOIRES ET POMME DE DOUCHE EN ACIER, BEC INVERSEUR POUR BAIGNOIRE



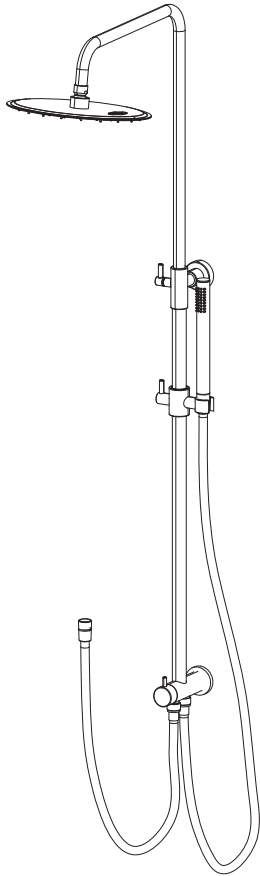
FIN.

C  
OO|RO



## FRANCIACORTA

244300

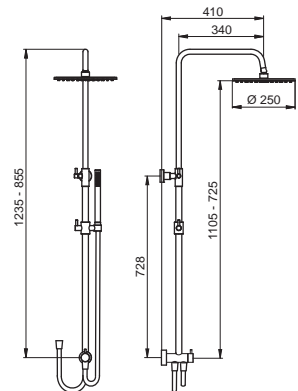


**COLONNA DOCCIA TELESCOPICA TONDA SENZA MISCELATORE, CON DEVIATORE A 2 VIE, ACCESSORI E SOFFIONE IN INOX**

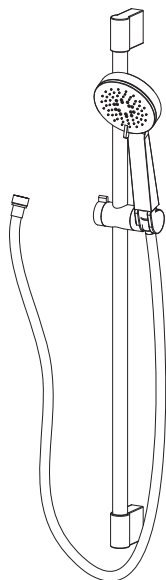
TELESCOPIC ROUND SHOWER COLUMN WITHOUT MIXER, WITH 2 WAYS DIVERTER, STAINLESS STEEL ACCESSORIES AND SHOWER HEAD

COLONNE DE DOUCHE TÉLESCOPIQUE RONDE SANS MITIGEUR, AVEC INVERSEUR 2 SORTIES, ACCESSOIRES ET POMME DE DOUCHE EN ACIER

FIN.  
C  
OO|RO



S217

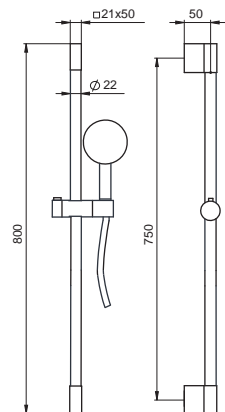


**SALISCENDI MINIMALE TONDO CON ACCESSORI**

MINIMAL ROUND SHOWER SLIDING BAR WITH ACCESSORIES

BARRE DE DOUCHE MINIMAL RONDE AVEC ACCESSOIRES

FIN.  
C










Finiture - Finishes - Finitions



COLLEZIONE ARREDO MODERNO

## CRISTALLO

---

Le vibrazioni dell'architettura sono armoniche se i 4 elementi si fondono nello spazio attorno all'uomo.

The vibrations of architecture are harmonious if the 4 elements blend in the space around man .

Les vibrations de l'architecture sont harmonieuses si les 4 éléments se fondent dans l'espace autour de l'homme .

*Christian Fenouil*





















## ■ CRISTALLO

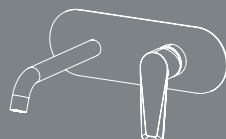
39400  
39402



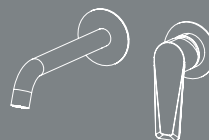
39450  
39452



EST-39350  
EST-39352



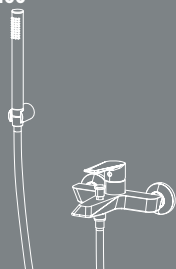
EST-39360  
EST-39362



39500  
39502



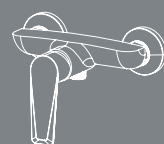
39100



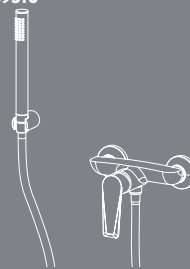
122339



39300



39310



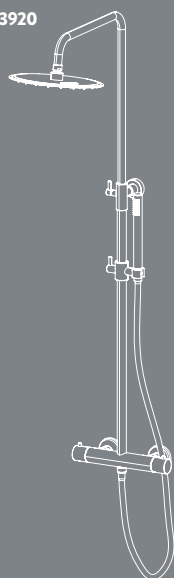
EST-39250



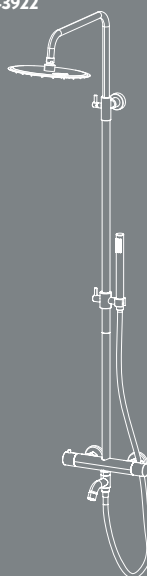
EST-39200  
EST-39230



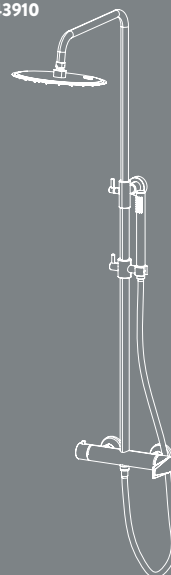
243920



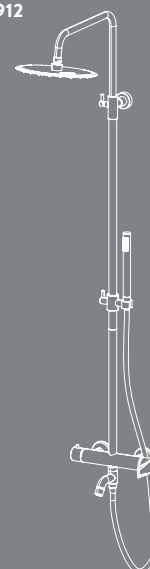
243922



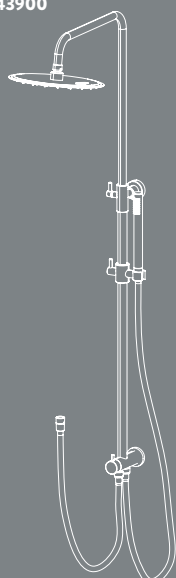
243910



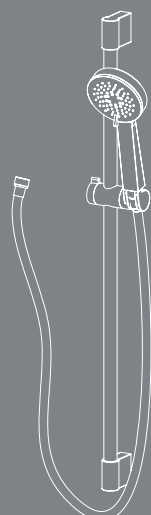
243912



243900

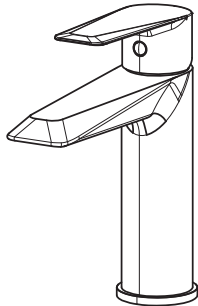


S217



## ■ CRISTALLO

39400

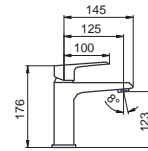
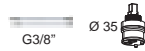


**MISCELATORE MONOCOMANDO PER LAVABO  
SENZA SCARICO**

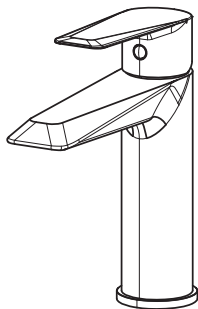
WASH-BASIN MIXER WITHOUT WASTE  
MITIGEUR POUR LAVABO SANS VIDAGE

**FIN.**  
C  
NO  
OO|RO|BR|NS|TU|  
OR|OS|NE

Per |For|Pour Energy Saving



39402

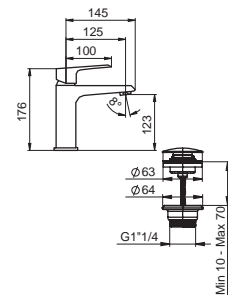


**MISCELATORE MONOCOMANDO PER LAVABO CON  
SCARICO CLICK CLACK DA 1 1/4**

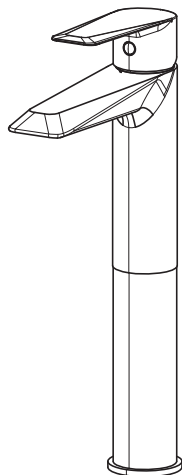
WASH-BASIN MIXER WITH 1 1/4 CLICK CLACK WASTE  
MITIGEUR POUR LAVABO AVEC VIDAGE CLICK  
CLACK 1 1/4

**FIN.**  
C  
NO  
OO|RO|BR|NS|TU|  
OR|OS|NE

Per |For|Pour Energy Saving



39450

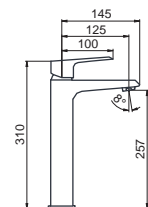


**MISCELATORE MONOCOMANDO PER LAVABO  
ALTO SENZA SCARICO**

WASH-BASIN MIXER TALL WITHOUT WASTE  
MITIGEUR POUR LAVABO HAUTE SANS VIDAGE

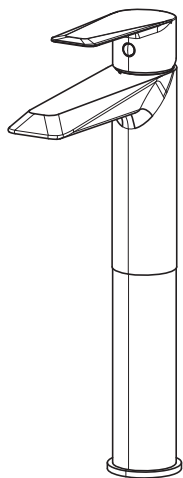
**FIN.**  
C  
NO  
OO|RO|BR|NS|TU|  
OR|OS|NE

Per |For|Pour Energy Saving



■ CRISTALLO

39452



**MISCELATORE MONOCOMANDO PER LAVABO ALTO CON SCARICO CLICK CLACK DA 1"1/4**

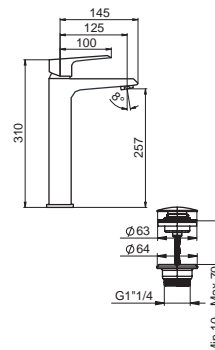
WASH-BASIN MIXER TALL WITH 1"1/4 CLICK CLACK WASTE

MITIGEUR POUR LAVABO HAUTE AVEC VIDAGE CLICK CLACK 1"1/4

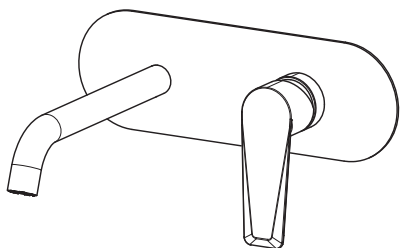
**FIN.**

C  
NO  
OO|RO|BR|NS|TU|  
OR|OS|NE

Per |For|Pour Energy Saving



EST-39350



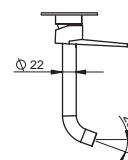
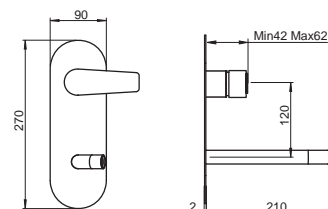
**SET ESTERNO PER MISCELATORE MONOCOMANDO PER LAVABO DA INCASSO A PARETE SENZA SCARICO**

581-582 EXTERNAL SET FOR CONCEALED WASH-BASIN MIXER WITHOUT WASTE

SET EXTERNE POUR MITIGEUR ENCASTRÉ POUR LAVABO SANS VIDAGE

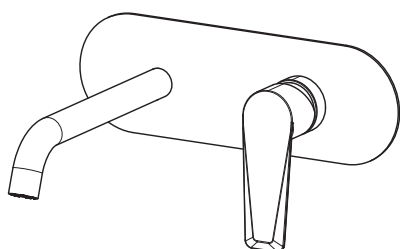
**FIN.**

C  
NO  
OO|RO|BR|NS|TU|  
OR|OS|NE



PER/FOR/POUR  
INC-350/360-BOX

EST-39352



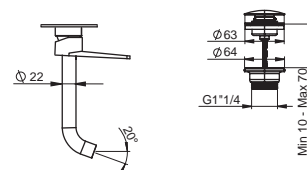
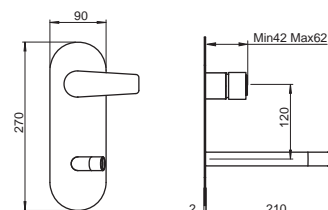
**SET ESTERNO PER MISCELATORE MONOCOMANDO PER LAVABO DA INCASSO A PARETE CON SCARICO CLICK CLACK DA 1"1/4**

EXTERNAL SET FOR CONCEALED WASH-BASIN MIXER WITH 1"1/4 CLICK CLACK WASTE

SET EXTERNE POUR MITIGEUR ENCASTRÉ POUR LAVABO AVEC VIDAGE CLICK CLACK 1"1/4

**FIN.**

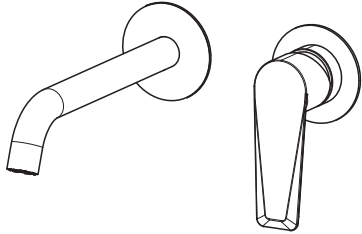
C  
NO  
OO|RO|BR|NS|TU|  
OR|OS|NE



PER/FOR/POUR  
INC-350/360-BOX

## ■ CRISTALLO

### EST-39360

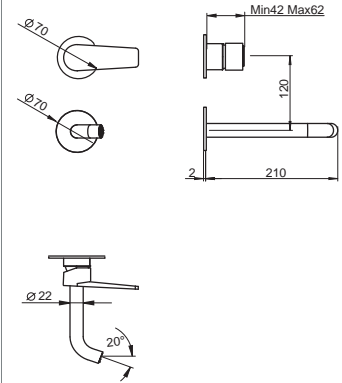


#### SET ESTERNO PER MISCELATORE PER LAVABO DA INCASSO A PARETE SENZA SCARICO

EXTERNAL SET FOR CONCEALED WASH-BASIN MIXER WITHOUT WASTE

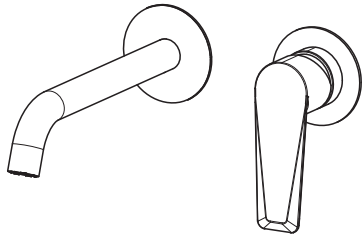
SET EXTERNE POUR MITIGEUR ENCASTRÉ POUR LAVABO SANS VIDAGE

FIN.  
C  
NO  
OO|RO|BR|NS|TU|  
OR|OS|NE



PER/FOR/POUR  
INC-350/360-BOX

### EST-39362

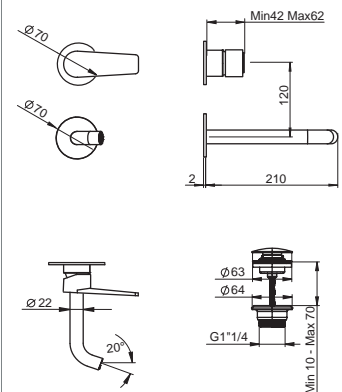


#### SET ESTERNO PER MISCELATORE PER LAVABO DA INCASSO A PARETE CON SCARICO CLICK CLACK DA 1"1/4

EXTERNAL SET FOR CONCEALED WASH-BASIN MIXER WITH 1"1/4 CLICK CLACK WASTE

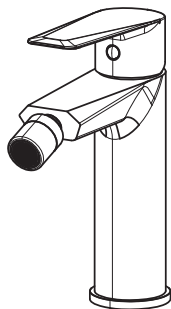
SET EXTERNE POUR MITIGEUR ENCASTRÉ POUR LAVABO AVEC VIDAGE CLICK CLAK 1"1/4

FIN.  
C  
NO  
OO|RO|BR|NS|TU|  
OR|OS|NE



PER/FOR/POUR  
INC-350/360-BOX

### 39500



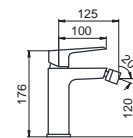
#### MISCELATORE MONOCOMANDO PER BIDET SENZA SCARICO

EXTERNAL SET FOR BIDET MIXER WITHOUT WASTE

SET EXTERNE POUR MITIGEUR POUR BIDET SANS VIDAGE

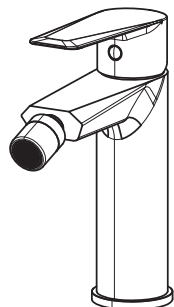
FIN.  
C  
NO  
OO|RO|BR|NS|TU|  
OR|OS|NE

Per |For|Pour Energy Saving



■ CRISTALLO

39502

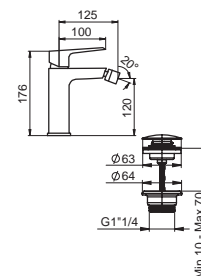


**MISCELATORE MONOCOMANDO PER BIDET CON SCARICO CLICK CLACK DA 1"1/4**

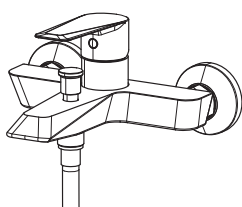
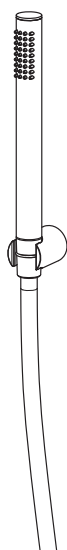
BIDET MIXER WITH 1"1/4 CLICK CLACK WASTE  
MITIGEUR POUR BIDET AVEC VIDAGE CLICK CLACK 1"1/4

**FIN.**  
C  
NO  
OO|RO|BR|NS|TU|  
OR|OS|NE

Per |For|Pour Energy Saving



39100

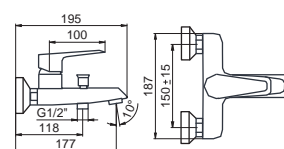


**MISCELATORE MONOCOMANDO PER VASCA ESTERNO CON FLESSIBILE E DOCCETTA**

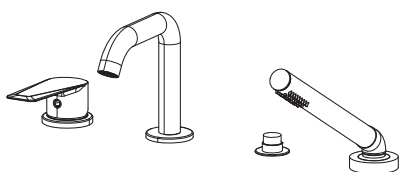
EXTERNAL BATH MIXER WITH FLEXIBLE HOSE AND HAND SHOWER

MITIGEUR BAIN DOUCHE EXTÉRIEUR AVEC FLEXIBLE ET DOUCHETTE

**FIN.**  
C  
NO  
OO|RO|BR|NS|TU|  
OR|OS|NE



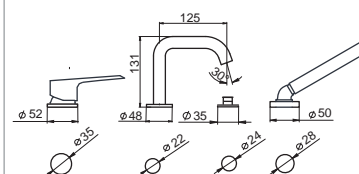
122339



**MISCELATORE MONOCOMANDO BORDO VASCA**

DECK MOUNTED BATH MIXER  
MITIGEUR POUR BAIN SUR GORGE

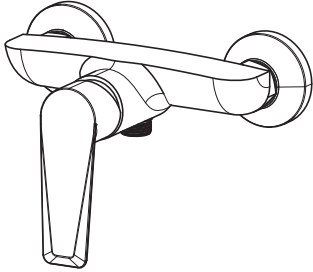
**FIN.**  
C  
NO  
OO|RO|BR|NS|TU|  
OR|OS|NE





## ■ CRISTALLO

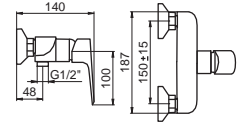
**39300**



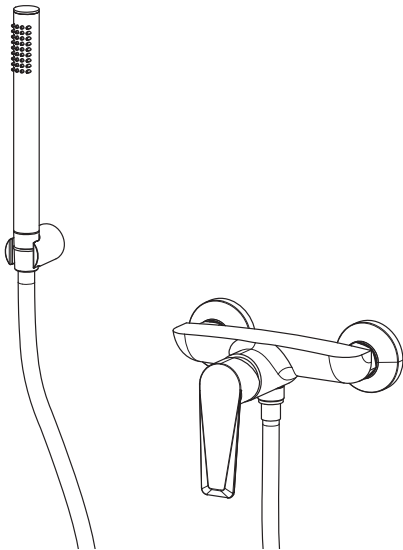
**MISCELATORE MONOCOMANDO PER DOCCIA ESTERNO**

EXTERNAL SHOWER MIXER  
MITIGEUR DOUCHE EXTERIEUR

FIN.  
C  
NO  
OO|RO|BR|NS|TU|  
OR|OS|NE



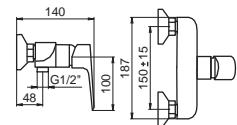
**39310**



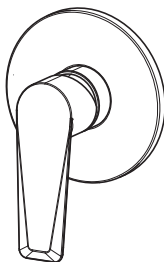
**MISCELATORE MONOCOMANDO PER DOCCIA ESTERNO CON FLESSIBILE E DOCCETTA**

EXTERNAL SHOWER MIXER WITH FLEXIBLE HOSE AND HAND SHOWER  
MITIGEUR DOUCHE EXTERIEUR AVEC FLEXIBLE ET DOUCHETTE

FIN.  
C  
NO  
OO|RO|BR|NS|TU|  
OR|OS|NE



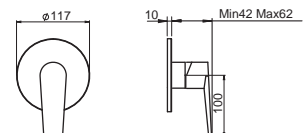
**EST-39250**



**SET ESTERNO PER MISCELATORE MONOCOMANDO PER DOCCIA INCASSO 1 VIA**

EXTERNAL SET FOR 1 WAY BUILT-IN SHOWER MIXER  
SET EXTERNE POUR MITIGEUR DOUCHE ENCASTRE 1 SORTIE

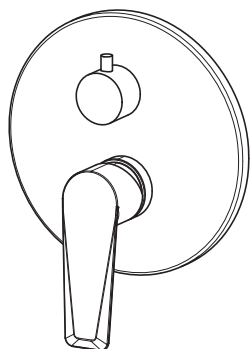
FIN.  
C  
NO  
OO|RO|BR|NS|TU|  
OR|OS|NE



PER/FOR/POUR  
INC-250-BOX

■ CRISTALLO

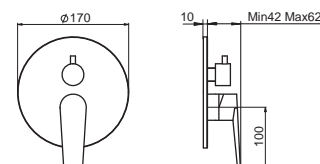
**EST-39200**



**SET ESTERNO PER MISCELATORE MONOCOMANDO  
PER DOCCIA INCASSO 2 VIE**

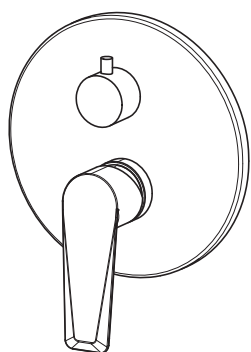
EXTERNAL SET FOR 2 WAYS BUILT-IN SHOWER MIXER  
SET EXTERNE POUR MITIGEUR DOUCHE ENCASTRÉ 2  
SORTIES

**FIN.**  
C  
NO  
OO|RO|BR|NS|TU|  
OR|OS|NE



PER/FOR/POUR  
**INC-200-BOX**

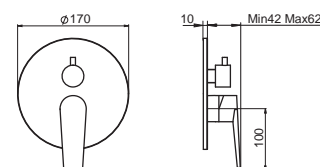
**EST-39230**



**SET ESTERNO PER MISCELATORE MONOCOMANDO  
PER DOCCIA INCASSO 3 VIE**

EXTERNAL SET FOR 3 WAYS BUILT-IN SHOWER MIXER  
SET EXTERNE POUR MITIGEUR DOUCHE ENCASTRÉ  
3 SORTIES

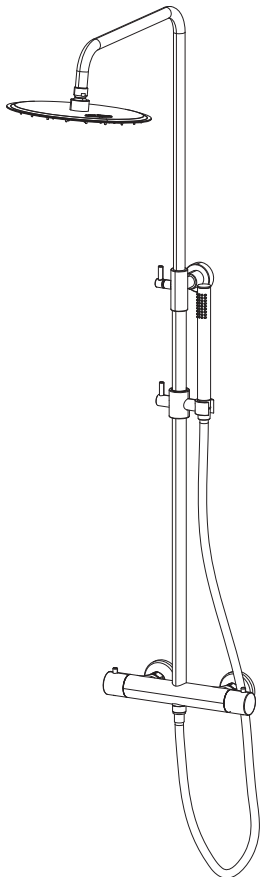
**FIN.**  
C  
NO  
OO|RO|BR|NS|TU|  
OR|OS|NE



PER/FOR/POUR  
**INC-230-BOX**

## ■ CRISTALLO

243920



**COLONNA DOCCIA TELESCOPICA TONDA CON MISCELATORE TERMOSTATICO, DEVIATORE A 2 VIE, ACCESSORI E SOFFIONE IN INOX**

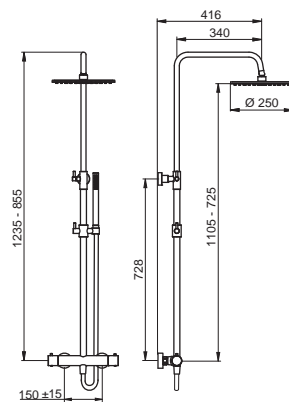
TELESCOPIC ROUND SHOWER COLUMN WITH THERMOSTATIC MIXER, 2 WAYS DIVERTER, STAINLESS STEEL ACCESSORIES AND SHOWER HEAD

COLONNE DE DOUCHE TÉLESCOPIQUE RONDE AVEC MITIGEUR THERMOSTATIQUE, INVERSEUR 2 SORTIES, ACCESSOIRES ET POMME DE DOUCHE EN ACIER

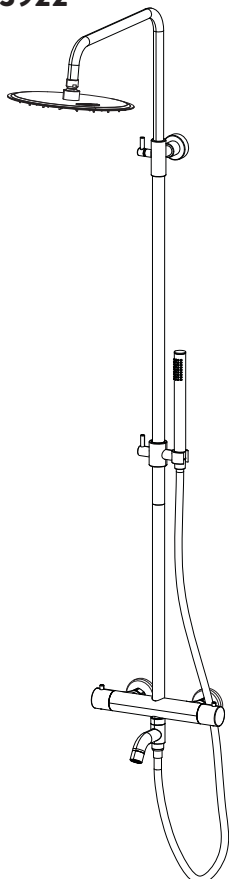
**FIN.**

C  
NO  
OO|RO|BR|NS|TU|  
OR|OS|NE

Per |For|Pour Thermo Balance



243922



**COLONNA DOCCIA TELESCOPICA TONDA CON MISCELATORE TERMOSTATICO, DEVIATORE A 2 VIE, ACCESSORI E SOFFIONE IN INOX, BOCCA DEVIATRICE PER VASCA**

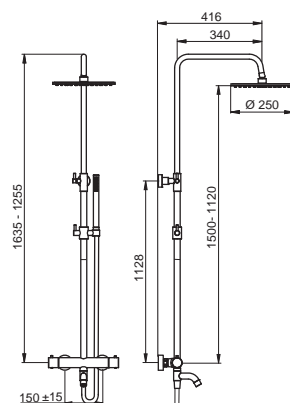
TELESCOPIC ROUND SHOWER COLUMN WITH THERMOSTATIC MIXER, 2 WAYS DIVERTER, STAINLESS STEEL ACCESSORIES AND SHOWER HEAD, DIVERTED BATH SPOUT

COLONNE DE DOUCHE TÉLESCOPIQUE RONDE AVEC MITIGEUR THERMOSTATIQUE, INVERSEUR 2 SORTIES, DOUCHETTE ET POMME DE DOUCHE EN ACIER, BEC INVERSEUR POUR BAIGNOIRE

**FIN.**

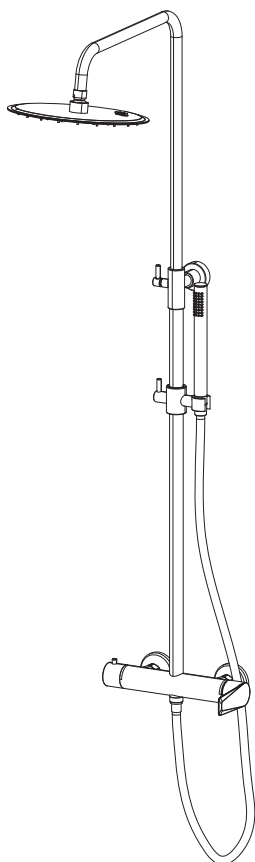
C  
NO  
OO|RO|BR|NS|TU|  
OR|OS|NE

Per |For|Pour Thermo Balance



■ CRISTALLO

243910



**COLONNA DOCCIA TELESCOPICA TONDA CON MISCELATORE, DEVIATORE A 2 VIE, ACCESSORI E SOFFIONE IN INOX.**

TELESCOPIC ROUND SHOWER COLUMN WITH MIXER, 2 WAYS DIVERTER, STAINLESS STEEL ACCESSORIES AND SHOWER HEAD

COLONNE DE DOUCHE TÉLESCOPIQUE RONDE AVEC MITIGEUR, INVERSEUR 2 SORTIES, ACCESSOIRES ET POMME DE DOUCHE EN ACIER

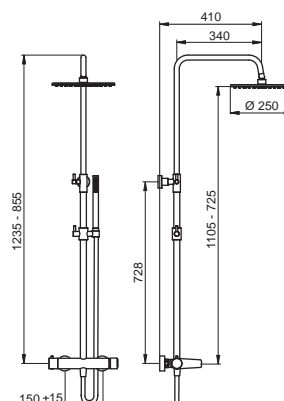
FIN.

C

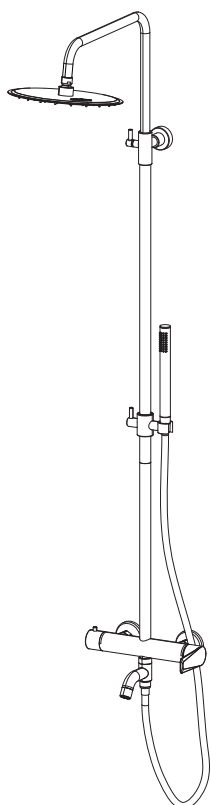
NO

OO|RO|BR|NS|TU|

OR|OS|NE



243912



**COLONNA DOCCIA TELESCOPICA TONDA CON MISCELATORE, DEVIATORE A 2 VIE, ACCESSORI E SOFFIONE IN INOX, BOCCA DEVIATRICE PER VASCA**

TELESCOPIC ROUND SHOWER COLUMN WITH MIXER, 2 WAYS DIVERTER, STAINLESS STEEL ACCESSORIES AND SHOWER HEAD, DIVERTED BATH SPOUT

COLONNE DE DOUCHE TÉLESCOPIQUE RONDE AVEC MITIGEUR, INVERSEUR 2 SORTIES, ACCESSOIRES ET POMME DE DOUCHE EN ACIER, BEC INVERSEUR POUR BAIGNOIRE

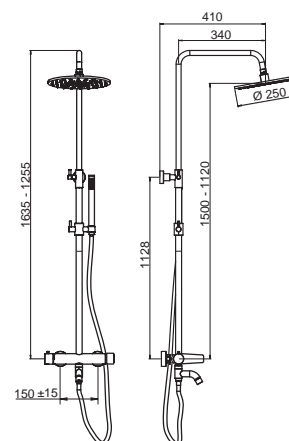
FIN.

C

NO

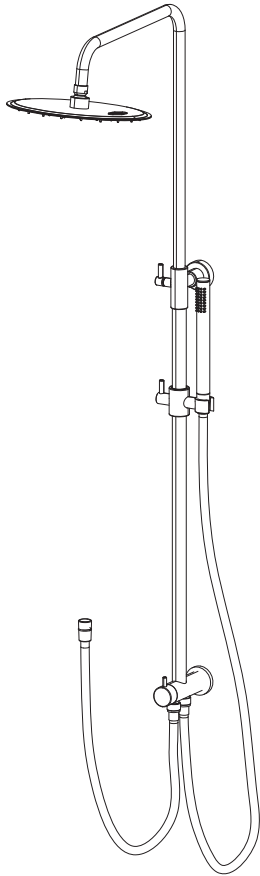
OO|RO|BR|NS|TU|

OR|OS|NE



## ■ CRISTALLO

243900

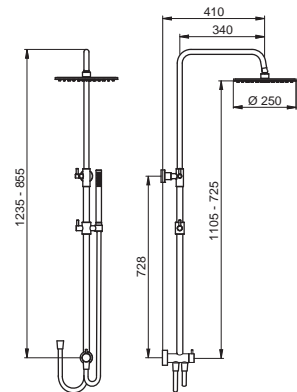


**COLONNA DOCCIA TELESCOPICA TONDA SENZA MISCELATORE, CON DEVIATORE A 2 VIE, ACCESSORI E SOFFIONE IN INOX**

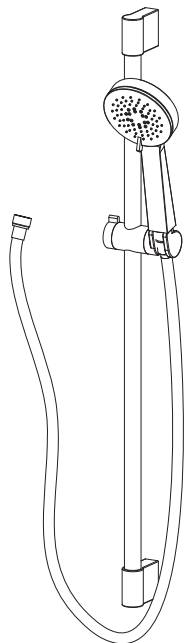
TELESCOPIC ROUND SHOWER COLUMN WITHOUT MIXER, WITH 2 WAYS DIVERTER, STAINLESS STEEL ACCESSORIES AND SHOWER HEAD

COLONNE DE DOUCHE TÉLESCOPIQUE RONDE SANS MITIGEUR, AVEC INVERSEUR 2 SORTIES, ACCESSOIRES ET POMME DE DOUCHE EN ACIER

**FIN.**  
C  
NO  
OO|RO|BR|NS|TU|  
OR|OS|NE



S217

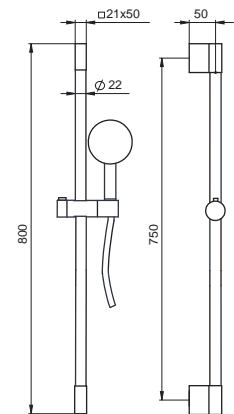


**SALISCENDI MINIMALE TONDO CON ACCESSORI**

MINIMAL ROUND SHOWER SLIDING BAR WITH ACCESSORIES

BARRE DE DOUCHE MINIMAL RONDE AVEC ACCESSORIES

**FIN.**  
C  
NO







Finiture - Finishes - Finitions



COLLEZIONE PROGETTO DESIGN  
**INDY**

---

Il design è il nucleo centrale di una creazione umana.

Design is the core of a human creation.

Le design est au cœur d'une création humaine.

*Steve Jobs*























■ INDY

35400  
35402



35450  
35450



EST-35350  
EST-35352



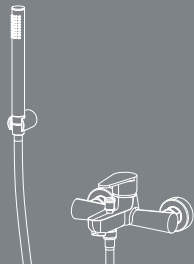
EST-35360  
EST-35362



35500  
35502



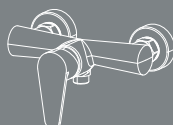
35100



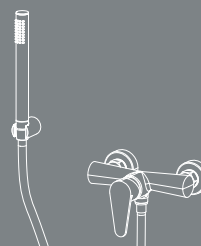
122335



35300



35310



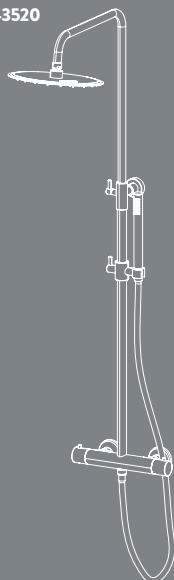
EST-35250



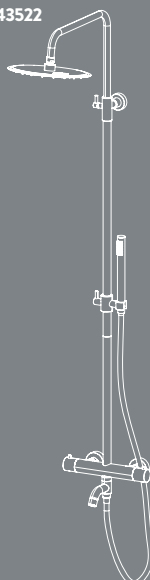
EST-35200  
EST-35230



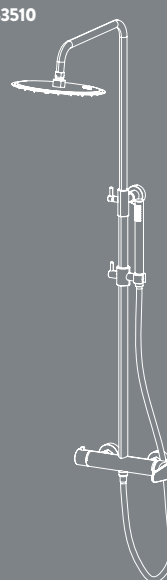
243520



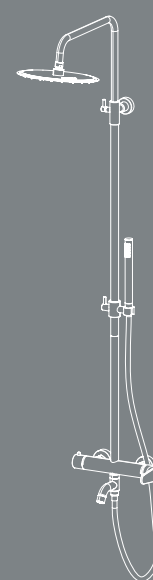
243522



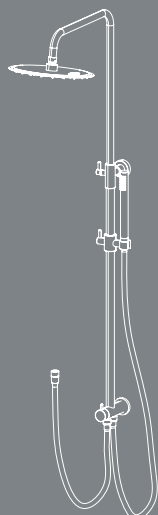
243510



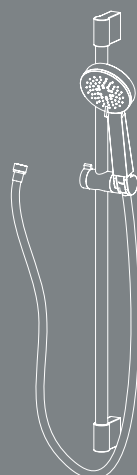
243512



243500

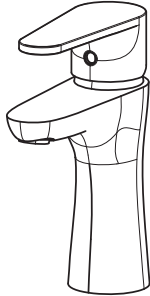


S217



## INDY

35400



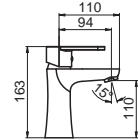
**MISCELATORE MONOCOMANDO PER LAVABO  
SENZA SCARICO**

WASH-BASIN MIXER WITHOUT WASTE  
MITIGEUR POUR LAVABO SANS VIDAGE

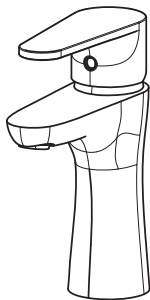
**FIN.**

C  
NO  
NS

Per |For|Pour Energy Saving



35402



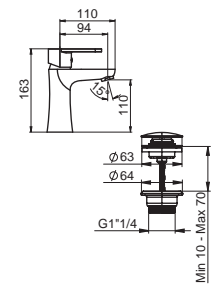
**MISCELATORE MONOCOMANDO PER LAVABO CON  
SCARICO CLICK CLACK DA 1 1/4**

WASH-BASIN MIXER WITH 1 1/4 CLICK CLACK WASTE  
MITIGEUR POUR LAVABO AVEC VIDAGE CLICK  
CLACK 1 1/4

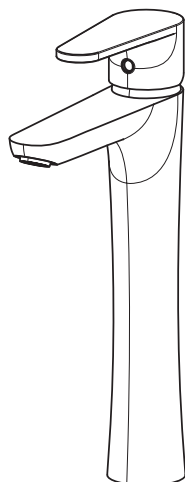
**FIN.**

C  
NO  
NS

Per |For|Pour Energy Saving



35450



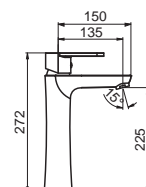
**MISCELATORE MONOCOMANDO PER LAVABO  
ALTO SENZA SCARICO**

WASH-BASIN MIXER TALL WITHOUT WASTE  
MITIGEUR POUR LAVABO HAUTE SANS VIDAGE

**FIN.**

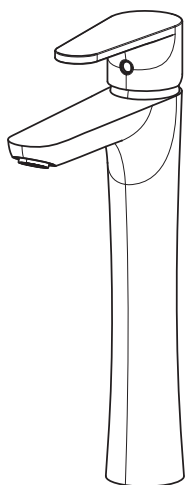
C  
NO  
NS

Per |For|Pour Energy Saving



■ INDY

35452

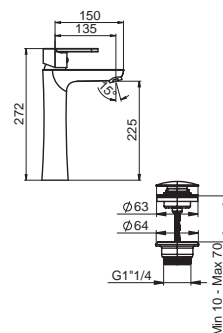


**MISCELATORE MONOCOMANDO PER LAVABO ALTO CON SCARICO CLICK CLACK DA 1"1/4**

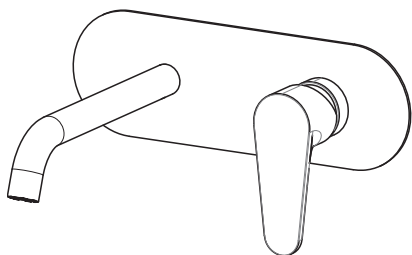
WASH-BASIN MIXER TALL WITH 1"1/4 CLICK CLACK WASTE

MITIGEUR POUR LAVABO HAUTE AVEC VIDAGE CLICK CLACK 1"1/4

FIN.  
C  
NO  
NS



EST-35350

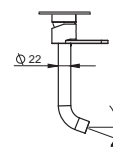
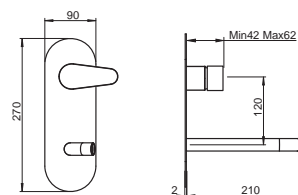


**SET ESTERNO PER MISCELATORE MONOCOMANDO PER LAVABO DA INCASSO A PARETE SENZA SCARICO**

EXTERNAL SET FOR CONCEALED WASH-BASIN MIXER WITHOUT WASTE

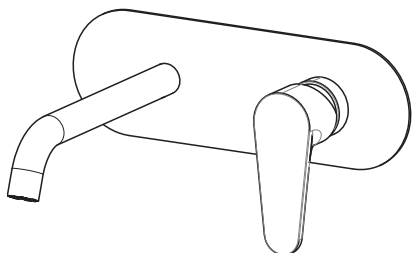
SET EXTERNE POUR MITIGEUR ENCASTRÉ POUR LAVABO SANS VIDAGE

FIN.  
C  
NO  
NS



PER/FOR/POUR  
INC-350/360-BOX

EST-35352

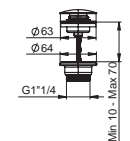
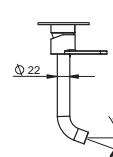
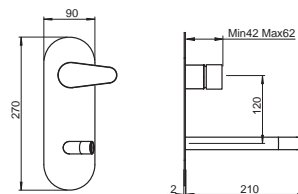


**SET ESTERNO PER MISCELATORE MONOCOMANDO PER LAVABO DA INCASSO A PARETE CON SCARICO CLICK CLACK DA 1"1/4**

EXTERNAL SET FOR CONCEALED WASH-BASIN MIXER WITH 1"1/4 CLICK CLACK WASTE

SET EXTERNE POUR MITIGEUR ENCASTRÉ POUR LAVABO AVEC VIDAGE CLICK CLACK 1"1/4

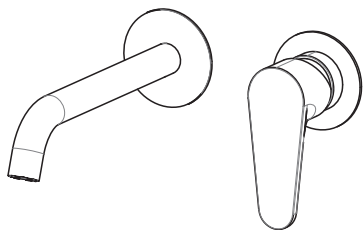
FIN.  
C  
NO  
NS



PER/FOR/POUR  
INC-350/360-BOX

■ INDY

**EST-35360**

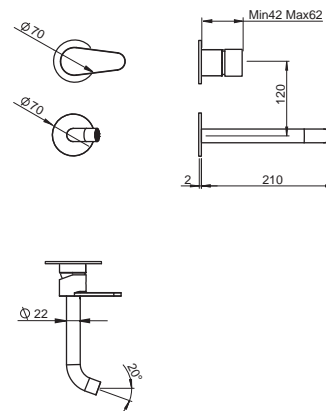


**SET ESTERNO PER MISCELATORE PER LAVABO DA INCASSO A PARETE SENZA SCARICO**

EXTERNAL SET FOR CONCEALED WASH-BASIN MIXER WITHOUT WASTE

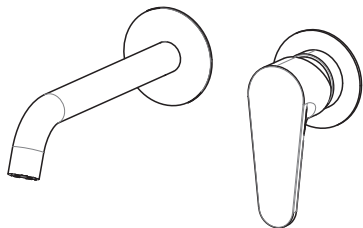
SET EXTERNE POUR MITIGEUR ENCASTRÉ POUR LAVABO SANS VIDAGE

FIN.  
C  
NO  
NS



PER/FOR/POUR  
**INC-350/360-BOX**

**EST-35362**

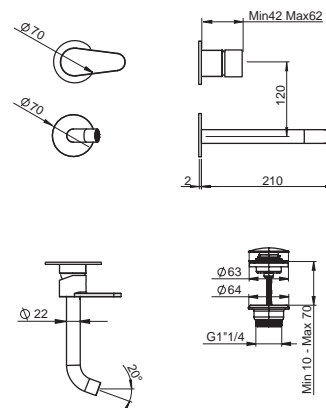


**SET ESTERNO PER MISCELATORE MONOCOMANDO PER LAVABO DA INCASSO A PARETE CON SCARICO CLICK CLACK DA 1"1/4**

EXTERNAL SET FOR CONCEALED WASH-BASIN MIXER WITH 1"1/4 CLICK CLACK WASTE

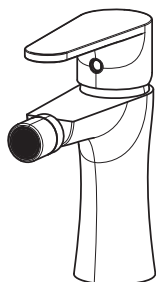
SET EXTERNE POUR MITIGEUR ENCASTRÉ POUR LAVABO AVEC VIDAGE CLICK CLACK 1"1/4

FIN.  
C  
NO  
NS



PER/FOR/POUR  
**INC-350/360-BOX**

**35500**



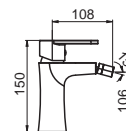
**MISCELATORE MONOCOMANDO PER BIDET SENZA SCARICO**

BIDET MIXER WITHOUT WASTE

MITIGEUR POUR BIDET SANS VIDAGE

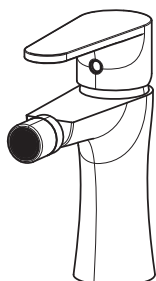
FIN.  
C  
NO  
NS

Per |For|Pour Energy Saving



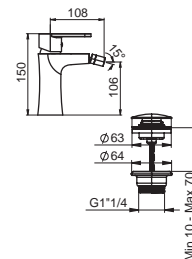
■ INDY

35502

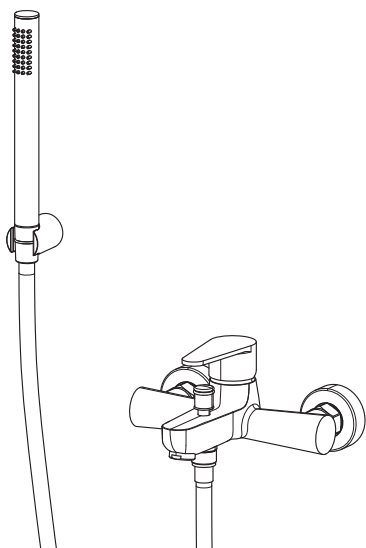


**MISCELATORE MONOCOMANDO PER BIDET CON SCARICO CLICK CLACK DA 1"1/4**  
 BIDET MIXER WITH 1"1/4 CLICK CLACK WASTE  
 MITIGEUR POUR BIDET AVEC VIDAGE CLICK CLACK 1"1/4

**FIN.**  
 C  
 NO  
 NS  
 Per |For|Pour Energy Saving

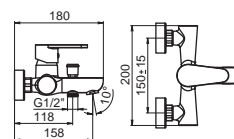


35100

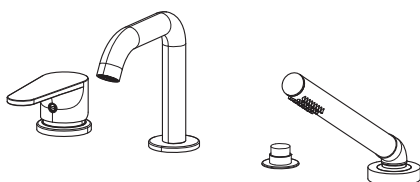


**MISCELATORE MONOCOMANDO PER VASCA ESTERNO CON FLESSIBILE E DOCCETTA**  
 EXTERNAL BATH MIXER WITH FLEXIBLE HOSE AND HAND SHOWER  
 MITIGEUR BAIN DOUCHE EXTÉRIEUR AVEC FLEXIBLE ET DOUCHETTE

**FIN.**  
 C  
 NO  
 NS

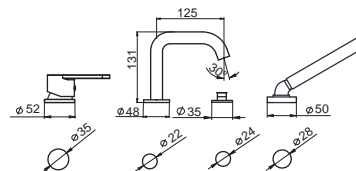


122335



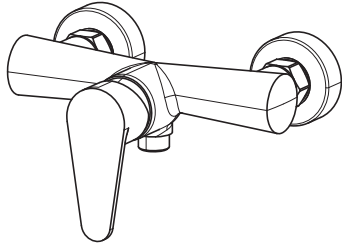
**MISCELATORE MONOCOMANDO BORDO VASCA**  
 DECK MOUNTED BATH MIXER  
 MITIGEUR POUR BAIN SUR GORGE

**FIN.**  
 C  
 NO  
 NS



■ INDY

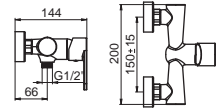
35300



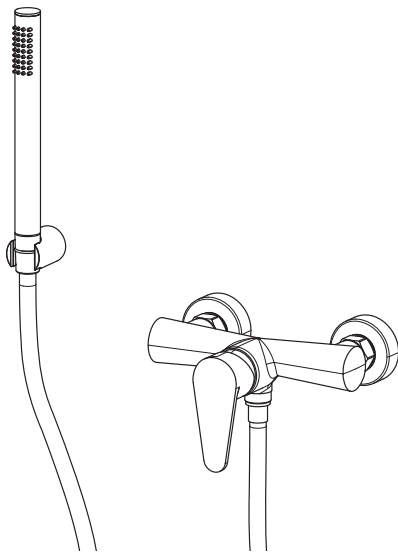
**MISCELATORE MONOCOMANDO PER DOCCIA ESTERNO**

EXTERNAL SHOWER MIXER  
MITIGEUR DOUCHE EXTERIEUR

FIN.  
C  
NO  
NS



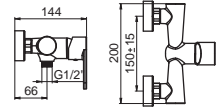
35310



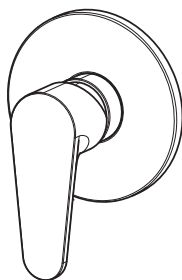
**MISCELATORE MONOCOMANDO PER DOCCIA ESTERNO CON FLESSIBILE E DOCCETTA**

EXTERNAL SHOWER MIXER WITH FLEXIBLE HOSE AND HAND SHOWER  
MITIGEUR DOUCHE EXTERIEUR AVEC FLEXIBLE ET DOUCHETTE

FIN.  
C  
NO  
NS



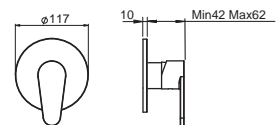
EST-35250



**SET ESTERNO PER MISCELATORE MONOCOMANDO PER DOCCIA INCASSO 1 VIA**

EXTERNAL SET FOR 1 WAY BUILT-IN SHOWER MIXER  
SET EXTERNE POUR MITIGEUR DOUCHE ENCASTRE 1 SORTIE

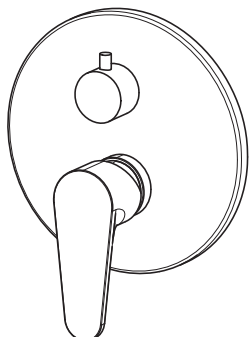
FIN.  
C  
NO  
NS



PER/FOR/POUR  
INC-250-BOX

■ INDY

**EST-35200**

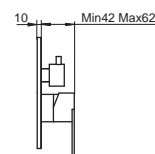
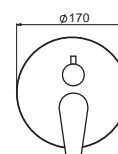


**SET ESTERNO PER MISCELATORE MONOCOMANDO  
PER DOCCIA INCASSO 2 VIE**

EXTERNAL SET FOR 2 WAYS BUILT-IN SHOWER  
MIXER

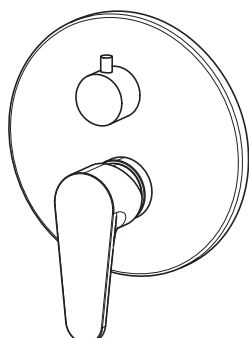
SET EXTERNE POUR MITIGEUR DOUCHE ENCASTRÉ  
2 SORTIES

**FIN.**  
C  
NO  
NS



PER/FOR/POUR  
**INC-200-BOX**

**EST-35230**

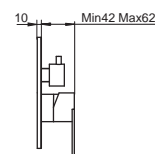
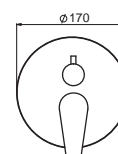


**SET ESTERNO PER MISCELATORE MONOCOMANDO  
PER DOCCIA INCASSO 3 VIE**

EXTERNAL SET FOR 3 WAYS BUILT-IN SHOWER MIXER

SET EXTERNE POUR MITIGEUR DOUCHE ENCASTRÉ  
3 SORTIES

**FIN.**  
C  
NO  
NS

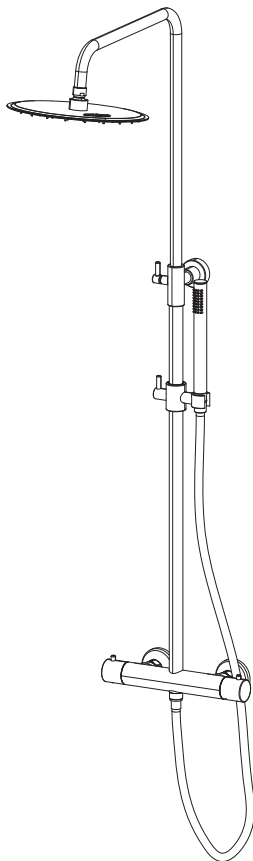


PER/FOR/POUR  
**INC-230-BOX**



■ INDY

243520



**COLONNA DOCCIA TELESCOPICA TONDA CON MISCELATORE TERMOSTATICO, DEVIATORE A 2 VIE, ACCESSORI E SOFFIONE IN INOX**

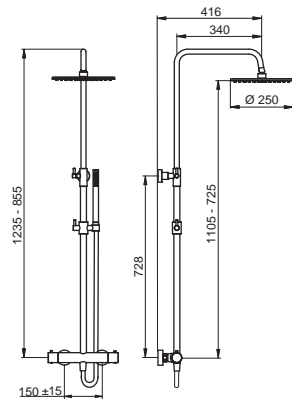
TELESCOPIC ROUND SHOWER COLUMN WITH THERMOSTATIC MIXER, 2 WAYS DIVERTER, STAINLESS STEEL ACCESSORIE AND SHOWER HEAD

COLONNE DE DOUCHE TÉLESCOPIQUE RONDE AVEC MITIGEUR THERMOSTATIQUE, INVERSEUR 2 SORTIES, ACCESSOIRES ET POMME DE DOUCHE EN ACIER

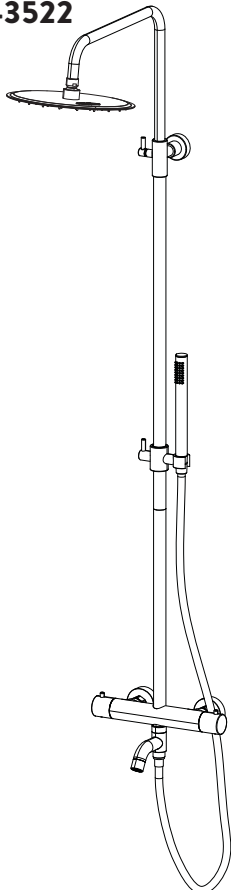
FIN.

C  
NO  
NS

Per |For|Pour Thermo Balance



243522



**COLONNA DOCCIA TELESCOPICA TONDA CON MISCELATORE TERMOSTATICO, DEVIATORE A 2 VIE, ACCESSORI E SOFFIONE IN INOX, BOCCA DEVIATRICE PER VASCA**

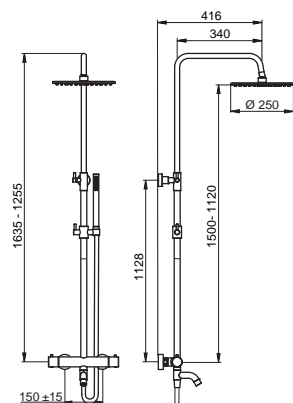
TELESCOPIC ROUND SHOWER COLUMN WITH THERMOSTATIC MIXER, 2 WAYS DIVERTER, STAINLESS STEEL ACCESSORIE AND SHOWER HEAD, DIVERTED BATH SPOUT

COLONNE DE DOUCHE TÉLESCOPIQUE RONDE AVEC MITIGEUR THERMOSTATIQUE, INVERSEUR 2 SORTIES, DOUCHETTE ET POMME DE DOUCHE EN ACIER, BEC INVERSEUR POUR BAIGNOIRE

FIN.

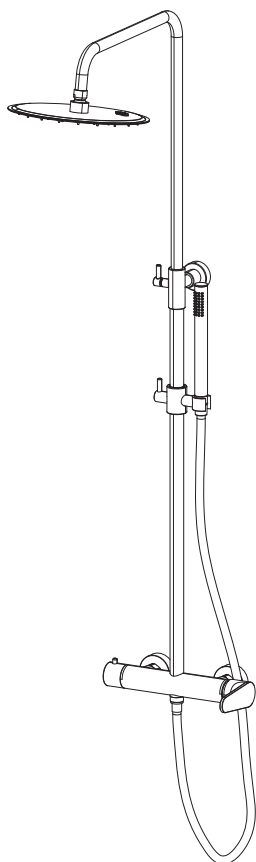
C  
NO  
NS

Per |For|Pour Thermo Balance



■ INDY

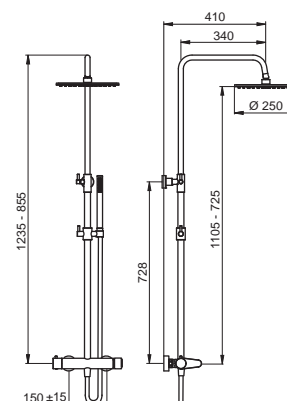
243510



**COLONNA DOCCIA TELESCOPICA TONDA CON MISCELATORE, DEVIATORE A 2 VIE, ACCESSORI E SOFFIONE IN INOX.**

TELESCOPIC ROUND SHOWER COLUMN WITH MIXER, 2 WAYS DIVERTER, STAINLESS STEEL ACCESSORIES AND SHOWER HEAD

COLONNE DE DOUCHE TÉLESCOPIQUE RONDE AVEC MITIGEUR, INVERSEUR 2 SORTIES, ACCESSOIRES ET POMME DE DOUCHE EN ACIER

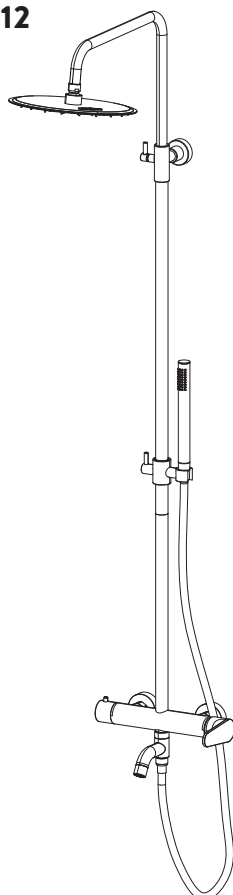


FIN.

C  
NO  
NS



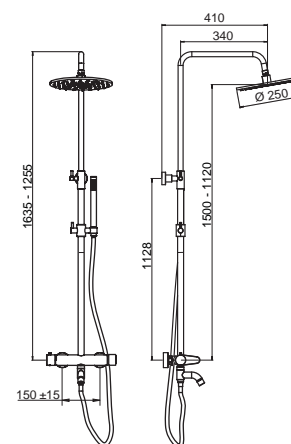
243512



**COLONNA DOCCIA TELESCOPICA TONDA CON MISCELATORE, DEVIATORE A 2 VIE, ACCESSORI E SOFFIONE IN INOX, BOCCA DEVIATRICE PER VASCA**

TELESCOPIC ROUND SHOWER COLUMN WITH MIXER, 2 WAYS DIVERTER, STAINLESS STEEL ACCESSORIES AND SHOWER HEAD, DIVERTED BATH SPOUT

COLONNE DE DOUCHE TÉLESCOPIQUE RONDE AVEC MITIGEUR, INVERSEUR 2 SORTIES, ACCESSOIRES ET POMME DE DOUCHE EN ACIER, BEC INVERSEUR POUR BAIGNOIRE



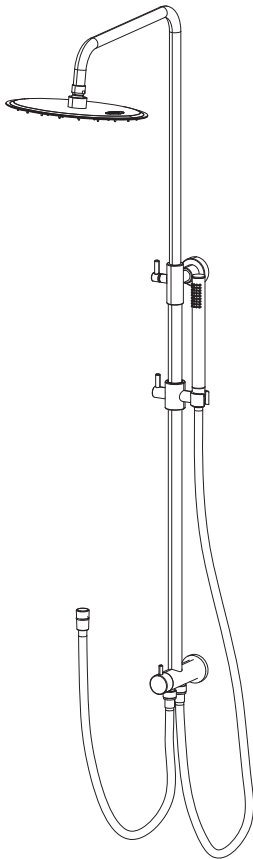
FIN.

C  
NO  
NS



■ INDY

243500



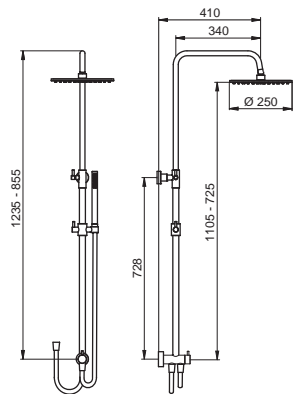
**COLONNA DOCCIA TELESCOPICA TONDA SENZA MISCELATORE, CON DEVIATORE A 2 VIE, ACCESSORI E SOFFIONE IN INOX**

TELESCOPIC ROUND SHOWER COLUMN WITHOUT MIXER, WITH 2 WAYS DIVERTER, STAINLESS STEEL ACCESSORIES AND SHOWER HEAD

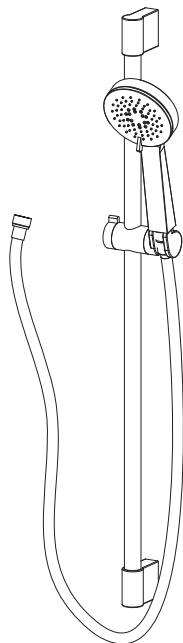
COLONNE DE DOUCHE TÉLESCOPIQUE RONDE SANS MITIGEUR, AVEC INVERSEUR 2 SORTIES, ACCESSOIRES ET POMME DE DOUCHE EN ACIER

FIN.

C  
NO  
NS



S217



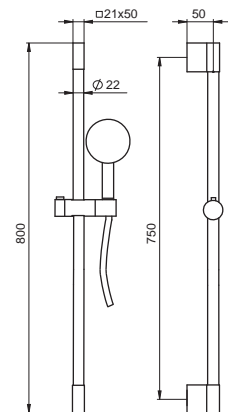
**SALISCENDI MINIMALE TONDO CON ACCESSORI**

MINIMAL ROUND SHOWER SLIDING BAR WITH ACCESSORIES


BARRE DE DOUCHE MINIMAL RONDE AVEC ACCESSORIES

FIN.


C  
NO







Finiture - Finishes - Finitions



COLLEZIONE ARREDO MODERNO

# ACCESSORI | ACCESSORIES | ACCESSOIRES

---

Sembra sempre impossibile, fino a quando non è fatto.

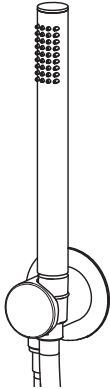
It always seems impossible, until it's done.

Cela semble toujours impossible, jusqu'à ce que ce soit fait.

*Nelson Mandela*

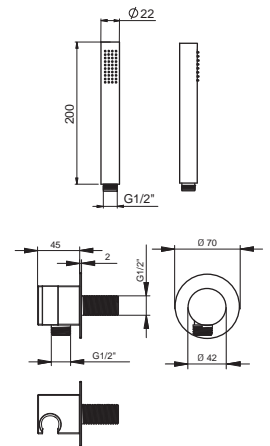
■ ACCESSORI | ACCESSORIES | ACCESSOIRES

**KIT-35**



**KIT DOCCIA**  
SHOWER KIT  
KIT DE DOUCHE

**FIN.**  
C  
NO  
OO|RO|BR|NS|TU  
OR|OS|NE

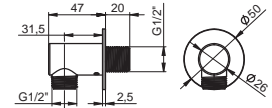
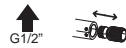


**G24046**

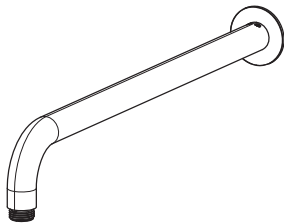


**PRESA ACQUA MINIMALE TONDA A PARETE IN OTTONE**  
WALL BRASS MINIMAL ROUND WATER OUTLET  
PRISE D'EAU MURAL MINIMAL RONDE EN LAITON

**FIN.**  
C  
NO  
OO|RO|BR|NS|TU  
OR|OS|NE




**BR201**

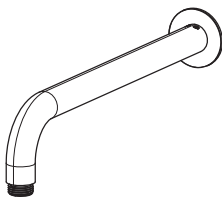


**BRACCIO DOCCIA TONDO A PARETE**  
WALL ROUND SHOWER ARM  
BRAS DE DOUCHE MURAL ROND

**FIN.**  
C  
NO|BI  
OO|RO|GO|BR|RA|NS|TU  
OR|OS|NE

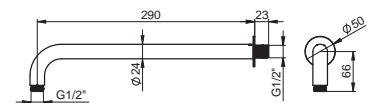


**BR203**



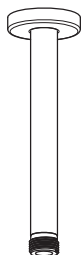
**BRACCIO DOCCIA TONDO A PARETE**  
WALL ROUND SHOWER ARM  
BRAS DE DOUCHE MURAL ROND

**FIN.**  
C  
NO  
OO|RO|BR|NS|TU  
OR|OS|NE



■ ACCESSORI | ACCESSORIES | ACCESSOIRES

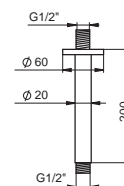
**BR106**



**BRACCIO DOCCIA TONDO A SOFFITTO**

CEILING ROUND SHOWER ARM  
BRAS DE DOUCHE PLAFOND ROND

**FIN.**  
C  
NO  
OO|RO|BR|NS|TU  
OR|OS|NE



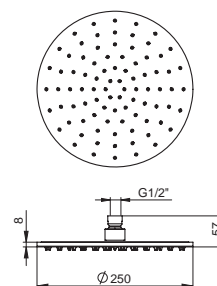
**G26184**



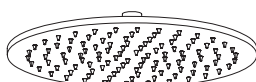
**SOFFIONE TONDO OTTONE**

ROUND BRASS SHOWER HEAD  
POMME DE DOUCHE RONDE EN LAITON

**FIN.**  
C  
NO  
OO|RO|BR|NS|TU  
OR|OS|NE



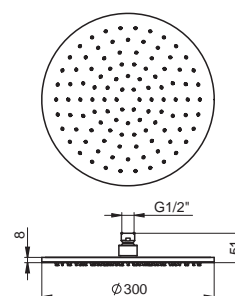
**G26037**



**SOFFIONE TONDO OTTONE**

ROUND BRASS SHOWER HEAD  
POMME DE DOUCHE RONDE EN LAITON

**FIN.**  
C  
NO  
OO|RO|BR|NS|TU  
OR|OS|NE



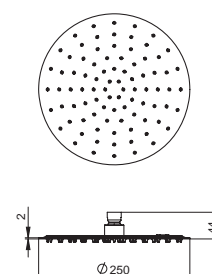
**G26176**



**SOFFIONE TONDO OTTONE**

ROUND BRASS SHOWER HEAD  
POMME DE DOUCHE RONDE EN LAITON

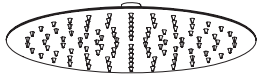
**FIN.**  
C  
NO  
NS  
OR





■ ACCESSORI | ACCESSORIES | ACCESSOIRES

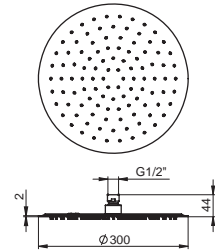
**G26177**



**SOFFIONE TONDO INOX**

ROUND STAINLESS STEEL SHOWER HEAD  
POMME DE DOUCHE RONDE EN ACIER INOX

FIN.  
C  
NO  
NS  
OR



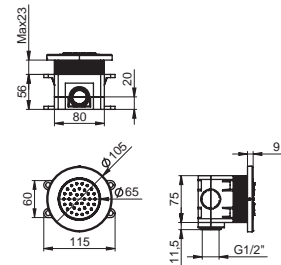
**G26173**



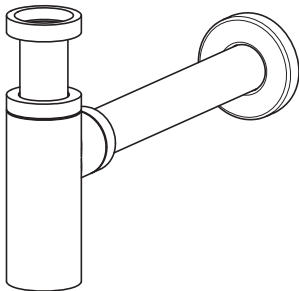
**BODY JET TONDO ORIENTABILE ANTICALCARE**

ROUND ADJUSTABLE ANTI-LIME BODY JET  
BODY JET ROND RÉGLABLE ANTICALCAIRE

FIN.  
C  
NO  
OO|RO|BR|NS|TU  
OR|OS|NE



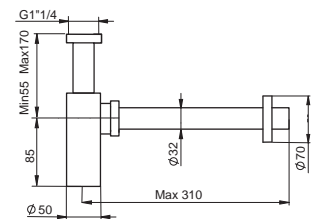
**SI101**



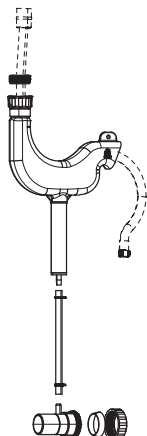
**SIFONE MINIMALE TONDO IN OTTONE**

BRASS MINIMAL ROUND SIPHON  
SIPHON MINIMAL ROND EN LAITON

FIN.  
C  
NO  
OO|RO|BR|NS|TU  
OR|OS|NE



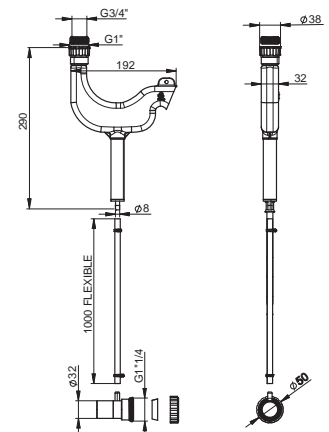
**G32028N**



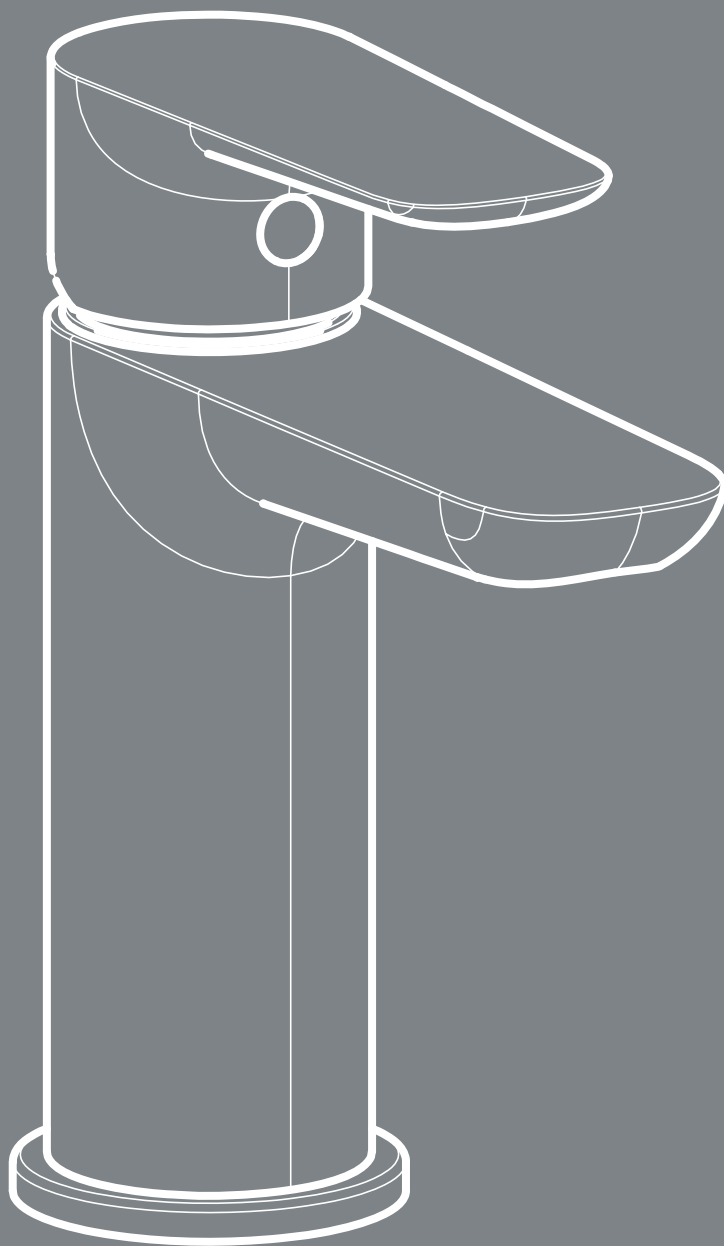
**SISTEMA ANTIGOCCIOLAMENTO PER DOCCETTE ESTRAIBILI BORDO VASCA**

ANTI-DRIP SYSTEM FOR PULL-OUT DECK MOUNTED  
HAND SHOWERS  
SYSTEME ANTI-GOUTTE POUR DOUCHETTES  
AMOVIBLES SUR GORGES

FIN.  
C

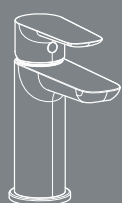




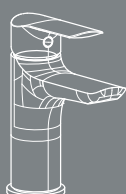


COLLEZIONE  
**VANTAGGIO**

---



DOMUS+



PUNTA+



Finiture - Finishes - Finitions



COLLEZIONE VANTAGGIO  
**DOMUS+**

---

Se la natura fosse stata confortevole, l'umanità non avrebbe mai inventato l'architettura.

If nature had been comfortable, humanity would never have invented architecture.

Si la nature avait été confortable, l'humanité n'aurait jamais inventé l'architecture.

*Oscar Wilde*











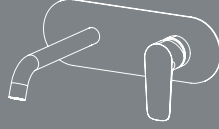


■ DOMUS+

15401



EST-15350  
EST-15352



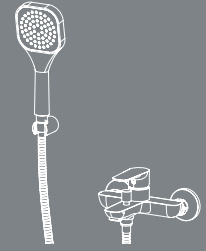
EST-15360  
EST-15362



15501



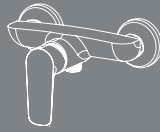
15100



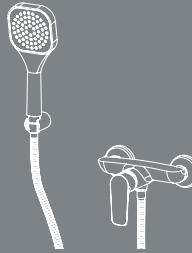
122315



15300



15310



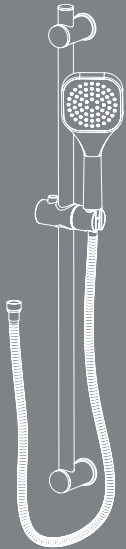
EST-15250  
15250



EST-15200  
15200  
EST-15230  
15230

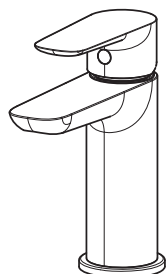


S218



■ DOMUS+

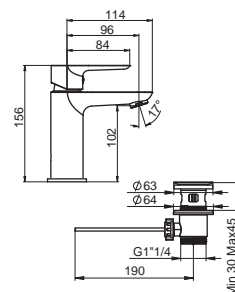
15401



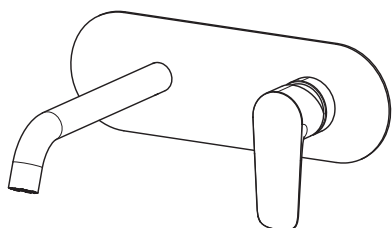
**MISCELATORE MONOCOMANDO PER LAVABO CON SCARICO AUTOMATICO DA 1"1/4**

WASH-BASIN MIXER WITH 1"1/4 POP-UP WASTE  
MITIGEUR POUR LAVABO AVEC VIDAGE 1"1/4 À TIRETTE

FIN.  
C  
NO  
Per |For|Pour Energy Saving



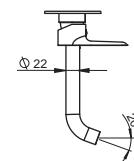
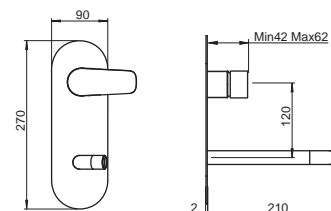
EST-15350



**SET ESTERNO PER MISCELATORE MONOCOMANDO PER LAVABO DA INCASSO A PARETE SENZA SCARICO**

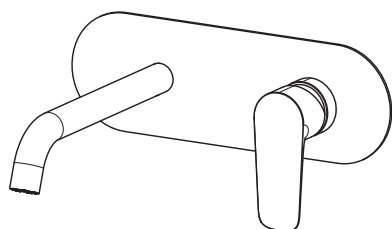
EXTERNAL SET FOR CONCEALED WASH-BASIN MIXER WITHOUT WASTE  
SET EXTERNE POUR MITIGEUR ENCASTRÉ POUR LAVABO SANS VIDAGE

FIN.  
C  
NO



PER/FOR/POUR  
INC-350/360-BOX

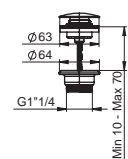
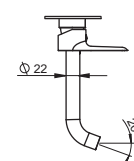
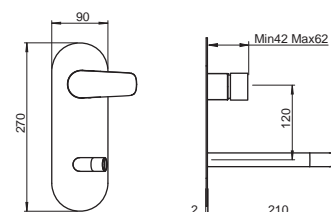
EST-15352



**SET ESTERNO PER MISCELATORE MONOCOMANDO PER LAVABO DA INCASSO A PARETE CON SCARICO CLICK CLACK DA 1"1/4**

EXTERNAL SET FOR CONCEALED WASH-BASIN MIXER WITH 1"1/4 CLICK CLACK WASTE  
SET EXTERNE POUR MITIGEUR ENCASTRÉ POUR LAVABO AVEC VIDAGE CLICK CLACK 1"1/4

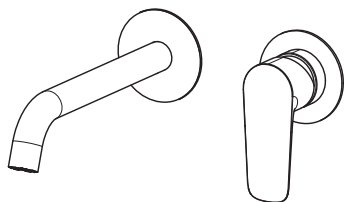
FIN.  
C  
NO



PER/FOR/POUR  
INC-350/360-BOX

■ DOMUS+

**EST-15360**



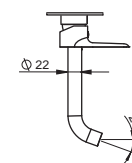
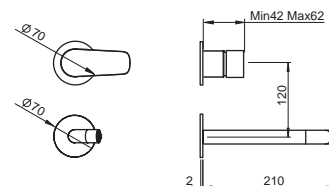
**SET ESTERNO PER MISCELATORE MONOCOMANDO  
PER LAVABO DA INCASSO A PARETE SENZA SCARICO**

EXTERNAL SET FOR CONCEALED WASH-BASIN  
MIXER WITHOUT WASTE

SET EXTERNE POUR MITIGEUR ENCASTRÉ POUR  
LAVABO SANS VIDAGE

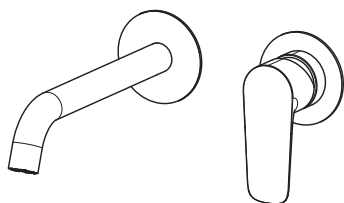
FIN.

C  
NO



PER/FOR/POUR  
INC-350/360-BOX

**EST-15362**



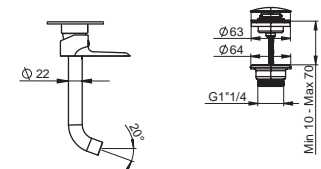
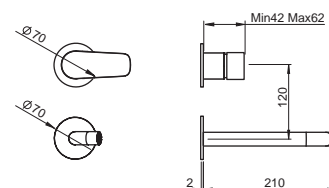
**SET ESTERNO PER MISCELATORE PER LAVABO DA  
INCASSO A PARETE CON SCARICO CLICK CLACK  
DA 1"1/4**

EXTERNAL SET FOR CONCEALED WASH-BASIN  
MIXER 1"1/4 CLICK CLACK WASTE

SET EXTERNE POUR MITIGEUR ENCASTRÉ POUR  
LAVABO AVEC VIDAGE CLICK CLAK 1"1/4

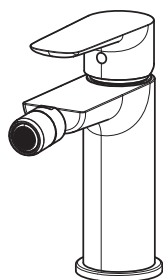
FIN.

C  
NO



PER/FOR/POUR  
INC-350/360-BOX

**15501**



**MISCELATORE MONOCOMANDO PER BIDET CON  
SCARICO AUTOMATICO DA 1"1/4**

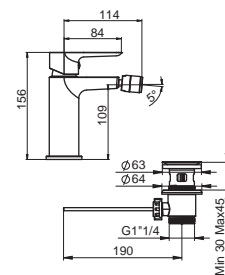
BIDET MIXER WITH 1"1/4 POP-UP WASTE

MITIGEUR POUR BIDET AVEC VIDAGE 1"1/4 À TIRETTE

FIN.

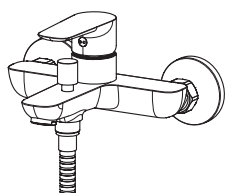
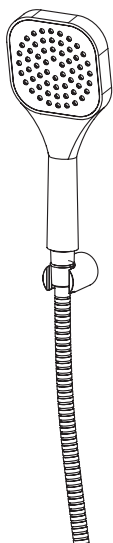
C  
NO

Per |For|Pour Energy Saving



■ DOMUS+

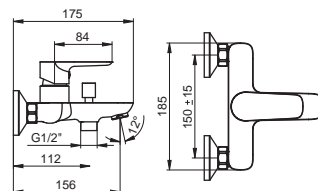
15100



**MISCELATORE MONOCOMANDO PER VASCA ESTERNO CON FLESSIBILE E DOCCETTA**

EXTERNAL BATH MIXER WITH FLEXIBLE HOSE AND HAND SHOWER

MITIGEUR BAIN DOUCHE EXTÉRIEUR AVEC FLEXIBLE ET DOUCHETTE

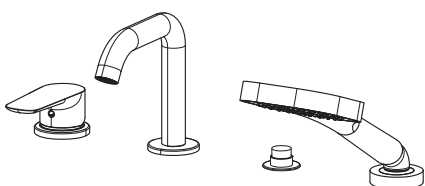


FIN.

C  
NO



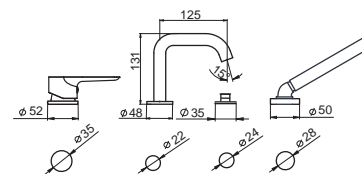
122315



**MISCELATORE MONOCOMANDO BORDO VASCA**

DECK MOUNTED BATH MIXER

MITIGEUR POUR BAIN SUR GORGE

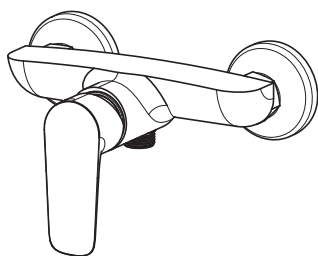


FIN.

C  
NO



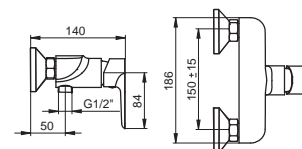
15300



**MISCELATORE MONOCOMANDO PER DOCCIA ESTERNO**

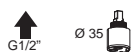
EXTERNAL SHOWER MIXER

MITIGEUR DOUCHE EXTÉRIEUR



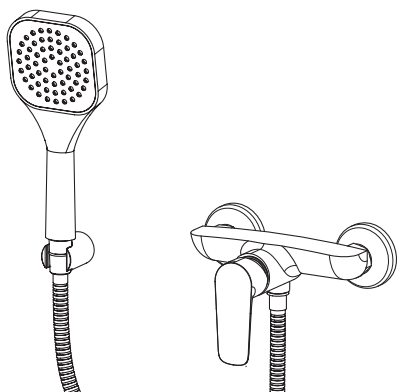
FIN.

C  
NO



■ DOMUS+

15310



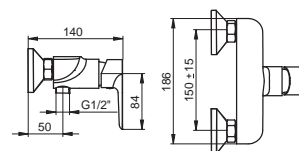
**MISCELATORE MONOCOMANDO PER DOCCIA ESTERNO CON FLESSIBILE E DOCCETTA**

EXTERNAL SHOWER MIXER WITH FLEXIBLE HOSE AND HAND SHOWER

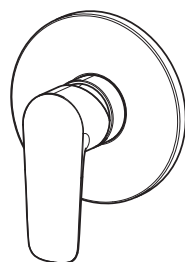
MITIGEUR DOUCHE EXTERIEUR AVEC FLEXIBLE ET DOUCHETTE

FIN.

C  
NO



EST-15250



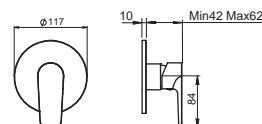
**SET ESTERNO PER MISCELATORE MONOCOMANDO PER DOCCIA INCASSO 1 VIA**

EXTERNAL SET FOR 1 WAY BUILT-IN SHOWER MIXER

SET EXTERNE POUR MITIGEUR DOUCHE ENCASTRÉ 1 SORTIE

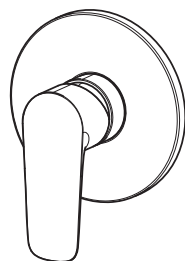
FIN.

C  
NO



PER/FOR/POUR  
INC-250-BOX

15250



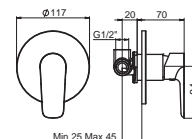
**MISCELATORE MONOCOMANDO PER DOCCIA INCASSO 1 VIA**

1 WAY BUILT-IN SHOWER MIXER

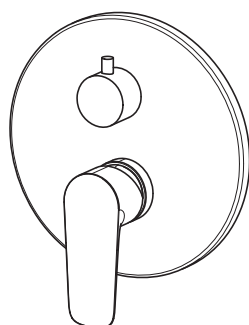
MITIGEUR DOUCHE ENCASTRÉ 1 SORTIE

FIN.

C  
NO



EST-15200



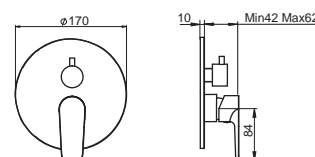
**SET ESTERNO PER MISCELATORE MONOCOMANDO PER DOCCIA INCASSO 2 VIE**

EXTERNAL SET FOR 2 WAYS BUILT-IN SHOWER MIXER

SET EXTERNE POUR MITIGEUR DOUCHE ENCASTRÉ 2 SORTIES

FIN.

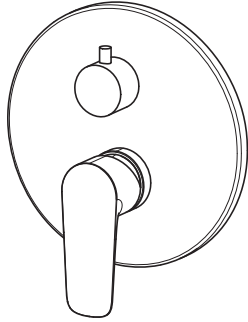
C  
NO



PER/FOR/POUR  
INC-200-BOX



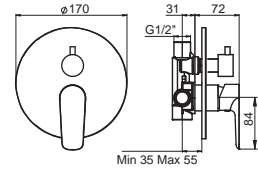
15200



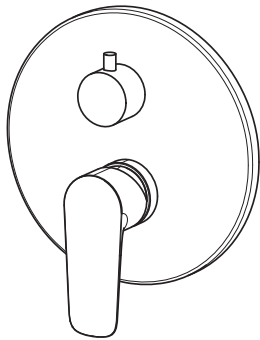
**MISCELATORE MONOCOMANDO PER DOCCIA  
INCASSO 2 VIE**

2 WAYS BUILT-IN SHOWER MIXER  
MITIGEUR DOUCHE ENCASTRÉ 2 SORTIES

FIN.  
C  
NO



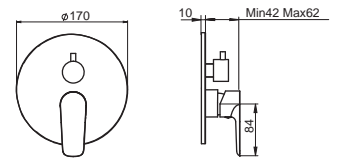
EST-15230



**SET ESTERNO PER MISCELATORE MONOCOMANDO  
PER DOCCIA INCASSO 3 VIE**

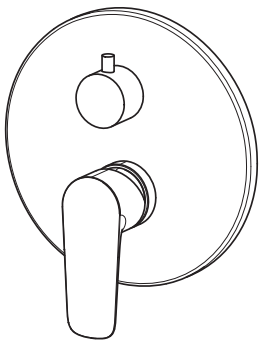
EXTERNAL SET FOR 3 WAYS BUILT-IN SHOWER MIXER  
SET EXTERNE POUR MITIGEUR DOUCHE ENCASTRÉ  
3 SORTIES

FIN.  
C  
NO



PER/FOR/POUR  
INC-230-BOX

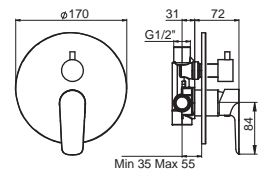
15230



**MISCELATORE MONOCOMANDO PER DOCCIA  
INCASSO 3 VIE**

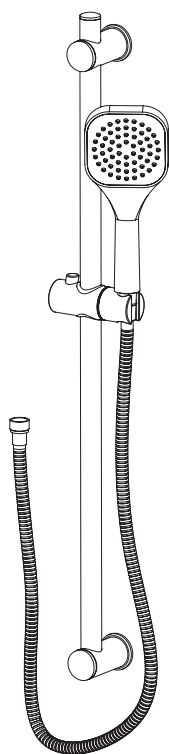
3 WAYS BUILT-IN SHOWER MIXER  
MITIGEUR DOUCHE ENCASTRÉ 3 SORTIES

FIN.  
C  
NO



■ DOMUS+

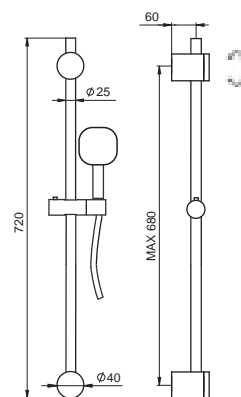
S218



**SALISCENDI MINIMALE TONDO CON ACCESSORI**

MINIMAL ROUND SHOWER SLIDING BAR WITH ACCESSORIES

BARRE DE DOUCHE MINIMAL RONDE AVEC ACCESSORIES



FIN.

C





Finiture - Finishes - Finitions



COLLEZIONE VANTAGGIO

**PUNTA+**

---

Sulla carta disegno poco, il mio disegno lo faccio nella terra: fatti gli schizzi e fissate le intuizioni, passo subito alla loro realizzazione concreta.

On paper I draw little, I do my drawing on the ground: after having sketched and fixed the intuitions, I immediately move on to their concrete realization.

Sur le papier je dessine peu, je fais mon dessin dans la terre: après avoir esquissé et fixé les intuitions, je passe immédiatement à leur réalisation concrète.

*Arnaldo Pomodoro*















■ PUNTA+

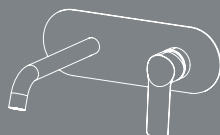
14401



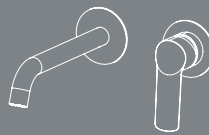
14450  
14452



EST-14350  
EST-14352



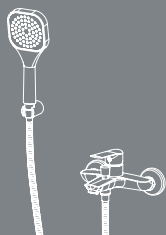
EST-14360  
EST-14362



14501



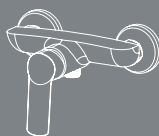
14100



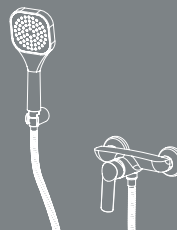
122314



14300



14310



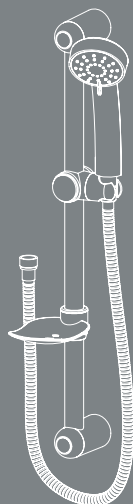
EST-14250  
14250



EST-14200  
14200  
EST-14230  
14230



S211

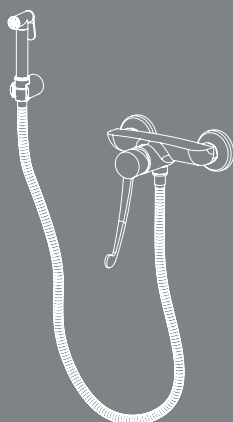


■ COLLEZIONE COLLETTIVITÀ | COMMUNITIES COLLECTION | COLLECTION COLLECTIVITES

14400C-000-CLI  
14401C-000-CLI



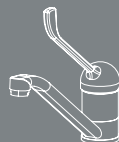
14310C-CLI-G26



14250C-BOX-CLI



54750C-000-CLI

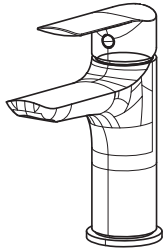


PI108-000



■ PUNTA+

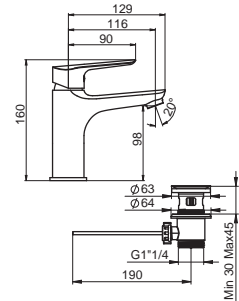
14401



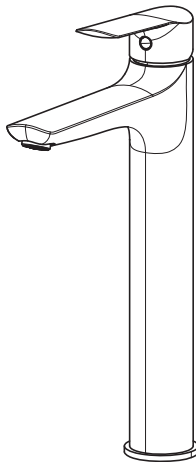
**MISCELATORE MONOCOMANDO PER LAVABO CON SCARICO AUTOMATICO DA 1"1/4**

WASH-BASIN MIXER WITH 1"1/4 POP-UP WASTE  
MITIGEUR POUR LAVABO AVEC VIDAGE 1"1/4 À TIRETTE

**FIN.**  
C  
NO  
Per |For|Pour Energy Saving



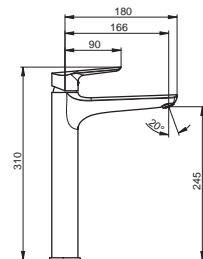
14450



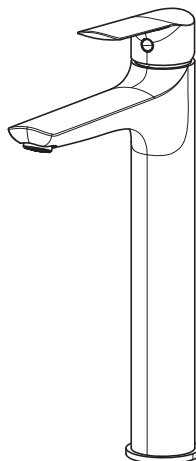
**MISCELATORE MONOCOMANDO PER LAVABO ALTO SENZA SCARICO**

WASH-BASIN MIXER TALL WITHOUT WASTE  
MITIGEUR POUR LAVABO HAUT SANS VIDAGE

**FIN.**  
C  
NO  
Per |For|Pour Energy Saving



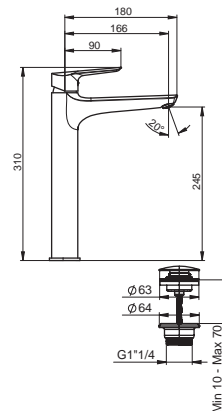
14452



**MISCELATORE MONOCOMANDO PER LAVABO ALTO CON SCARICO CLICK CLACK DA 1"1/4**

WASH-BASIN MIXER TALL WITH 1"1/4 CLICK CLACK WASTE  
MITIGEUR POUR LAVABO HAUTE AVEC VIDAGE CLICK CLACK 1"1/4

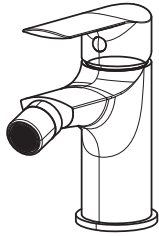
**FIN.**  
C  
NO  
Per |For|Pour Energy Saving





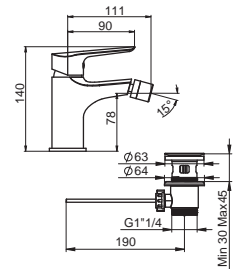
■ PUNTA+

14501

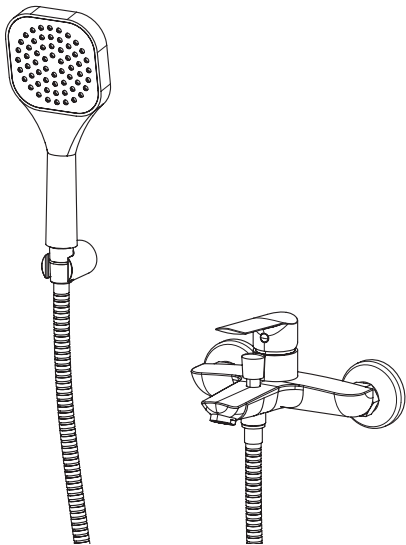


**MISCELATORE MONOCOMANDO PER BIDET CON SCARICO AUTOMATICO DA 1"1/4**  
 BIDET MIXER WITH 1"1/4 POP-UP WASTE  
 MITIGEUR POUR BIDET AVEC VIDAGE 1"1/4 À TIRETTE

FIN.  
 C  
 NO  
 Per |For|Pour Energy Saving

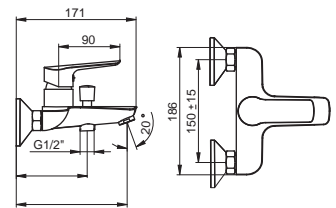


14100



**MISCELATORE MONOCOMANDO PER VASCA ESTERNO CON FLESSIBILE E DOCCHETTA**  
 EXTERNAL BATH MIXER WITH FLEXIBLE HOSE AND HAND SHOWER  
 MITIGEUR BAIN DOUCHE EXTÉRIEUR AVEC FLEXIBLE ET DOUCHETTE

FIN.  
 C  
 NO

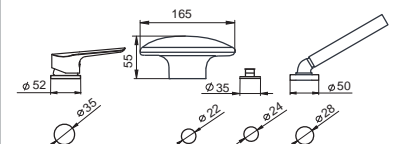


122314



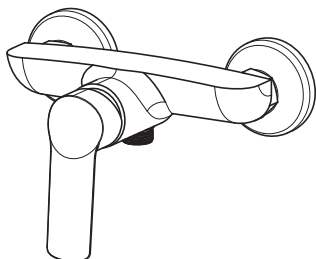
**MISCELATORE MONOCOMANDO BORDO VASCA**  
 DECK MOUNTED BATH MIXER  
 MITIGEUR POUR BAIN SUR GORGE

FIN.  
 C  
 NO



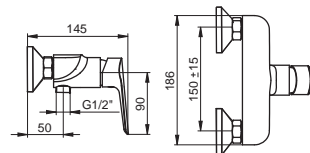
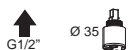
■ PUNTA+

14300

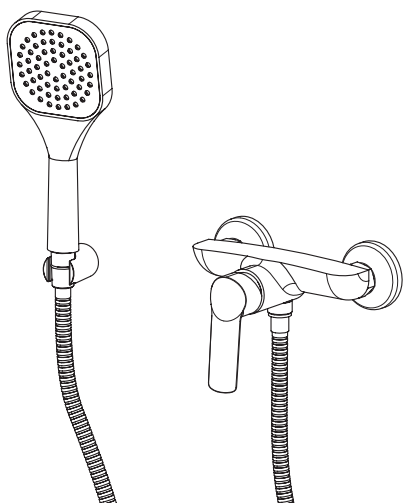


**MISCELATORE MONOCOMANDO PER DOCCIA ESTERNO**  
EXTERNAL SHOWER MIXER  
MITIGEUR DOUCHE EXTERIEUR

FIN.  
C  
NO

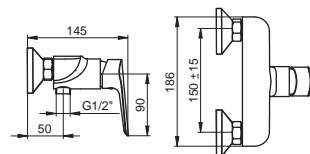


14310

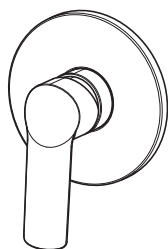


**MISCELATORE MONOCOMANDO PER DOCCIA ESTERNO CON FLESSIBILE E DOCCETTA**  
EXTERNAL SHOWER MIXER WITH FLEXIBLE HOSE AND HAND SHOWER  
MITIGEUR DOUCHE EXTERIEUR AVEC FLEXIBLE ET DOUCHETTE

FIN.  
C  
NO

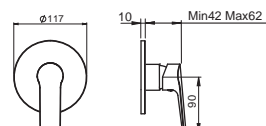


EST-14250



**MISCELATORE MONOCOMANDO PER DOCCIA SET ESTERNO PER INCASSO 1 VIA**  
EXTERNAL SET FOR 1 WAY BUILT-IN SHOWER MIXER  
SET EXTERNE POUR MITIGEUR DOUCHE ENCASTRÉ 1 SORTIE

FIN.  
C  
NO

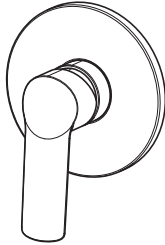


PER/FOR/POUR  
INC-250-BOX



■ PUNTA+

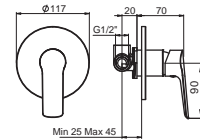
14250



**MISCELATORE MONOCOMANDO PER DOCCIA  
INCASSO 1 VIA**

1 WAY BUILT-IN SHOWER MIXER

MITIGEUR DOUCHE ENCASTRÉ 1 SORTIE

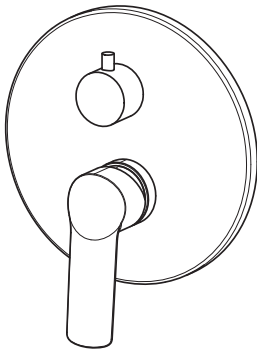


FIN.

C  
NO



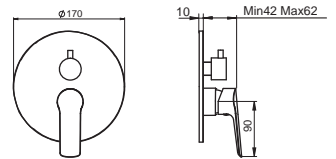
EST-14200



**SET ESTERNO PER MISCELATORE MONOCOMANDO  
PER DOCCIA INCASSO 3 VIE**

EXTERNAL SET FOR 3 WAYS BUILT-IN SHOWER MIXER

SET EXTERNE POUR MITIGEUR DOUCHE ENCASTRÉ  
3 SORTIES

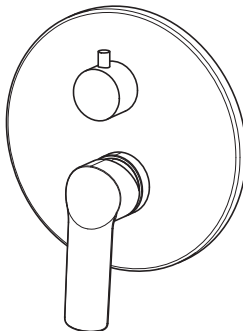


FIN.

C  
NO

PER/FOR/POUR  
INC-200-BOX

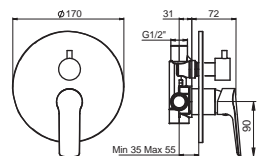
14200



**MISCELATORE MONOCOMANDO PER DOCCIA  
INCASSO 2 VIE**

2 WAYS BUILT-IN SHOWER MIXER

MITIGEUR DOUCHE ENCASTRÉ 2 SORTIES



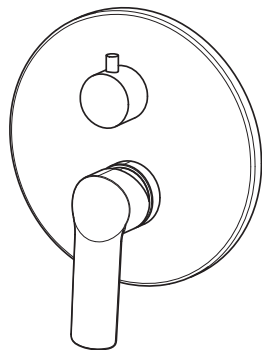
FIN.

C  
NO



■ PUNTA+

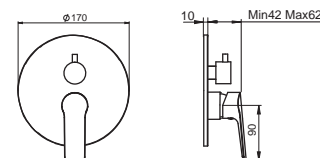
**EST-14230**



**SET ESTERNO PER MISCELATORE MONOCOMANDO PER DOCCIA INCASSO 3 VIE**

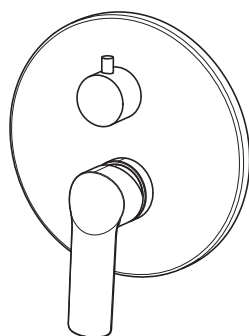
EXTERNAL SET FOR 3 WAYS BUILT-IN SHOWER MIXER  
SET EXTERNE POUR MITIGEUR DOUCHE ENCASTRÉ 3 SORTIES

FIN.  
C  
NO



PER/FOR/POUR  
INC-230-BOX

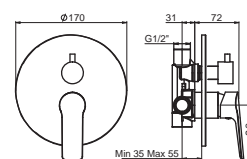
**14230**



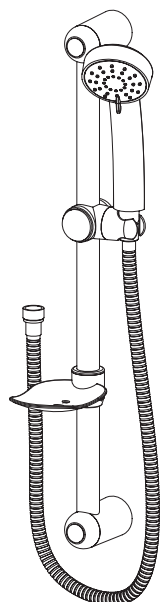
**MISCELATORE MONOCOMANDO PER DOCCIA INCASSO 3 VIE**

3 WAYS BUILT-IN SHOWER MIXER  
MITIGEUR DOUCHE ENCASTRÉ 3 SORTIES

FIN.  
C  
NO



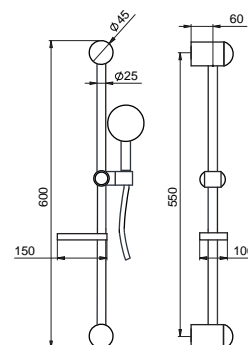
**S211**



**SALISCENDI TONDO CON ACCESSORI**

ROUND SHOWER SLIDING BAR WITH ACCESSORIES  
BARRE DE DOUCHE RONDE AVEC ACCESSORIES

FIN.  
C





Finiture - Finishes - Finitions



## COLLEZIONE COLLETTIVITÀ

COMMUNITIES COLLECTION  
COLLECTION COLLECTIVITES

---

Fai ciò che ami e il successo arriverà.  
La passione è il carburante per una vita di successo.

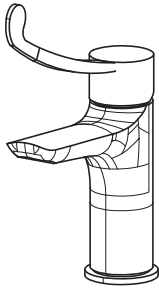
Do what you love and success will come.  
Passion is the fuel for a successful life.

Faites ce que vous aimez et le succès viendra.  
La passion est le carburant d'une vie réussie.

*Meg Whitman*

■ **COLLEZIONE COLLETTIVITÀ** | COMMUNITIES COLLECTION | COLLECTION COLLECTIVITES

**14400C-000-CLI**

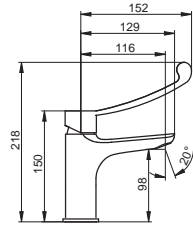


**MISCELATORE MONOCOMANDO PER LAVABO CON LEVA CLINICA SENZA SCARICO**

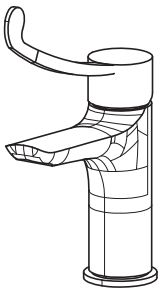
WASH-BASIN MIXER WITH ELBOW LEVER WITHOUT WASTE

MITIGEUR POUR LAVABO LONG LEVIER SANS VIDAGE

FIN.  
C



**14401C-000-CLI**

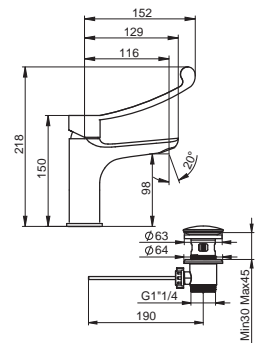


**MISCELATORE MONOCOMANDO PER LAVABO CON LEVA CLINICA CON SCARICO AUTOMATICO DA 1"1/4**

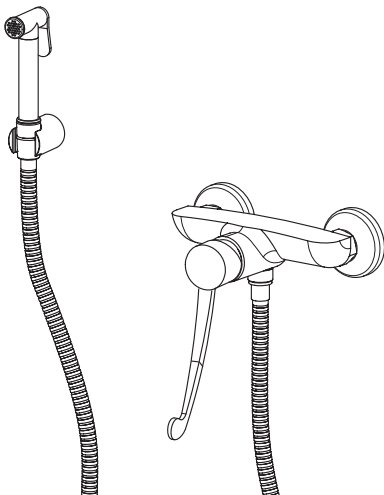
WASH-BASIN MIXER WITH ELBOW LEVER WITH 1"1/4 POP-UP WASTE

MITIGEUR POUR LAVABO LONG LEVIER AVEC VIDAGE 1"1/4 A TIRETTE

FIN.  
C



**14310C-CLI-G26**

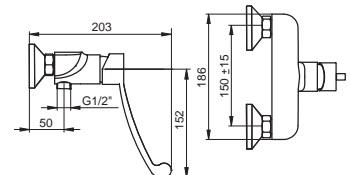


**MISCELATORE MONOCOMANDO ESTERNO PER USO W.C. CON LEVA CLINICA E KIT DOCCETTA**

EXTERNAL MIXER FOR W.C. WITH ELBOW LEVER AND HAND SHOWER KIT

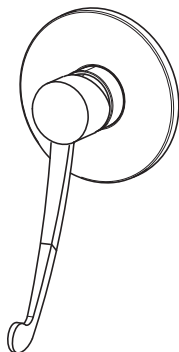
MITIGEUR POUR W.C. EXTERIEUR AVEC LONG LEVIER ET KIT DOUCHETTE

FIN.  
C



■ COLLEZIONE COLLETTIVITÀ | COMMUNITIES COLLECTION | COLLECTION COLLECTIVITES

**14250C-BOX-CLI**

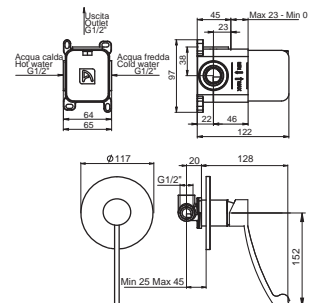


**MISCELATORE MONOCOMANDO PER DOCCIA  
INCASSO 1 VIA CON LEVA CLINICA**

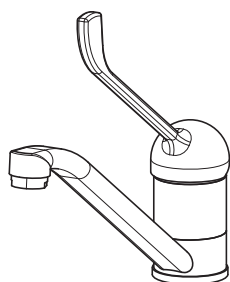
1 WAY BUILT-IN SHOWER MIXER WITH ELBOW LEVER

MITIGEUR DOUCHE ENCASTRE' 1 SORTIE AVEC  
LONG LEVIER

FIN.  
C



**54750C-000-CLI**

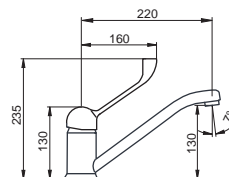


**MISCELATORE MONOCOMANDO PER DOCCIA  
INCASSO 1 VIA CON BOX E LEVA CLINICA**

1 WAY BUILT-IN SHOWER MIXER WITH BOX AND  
ELBOW LEVER

MITIGEUR DOUCHE ENCASTRE' 1 SORTIE AVEC BOX  
ET LONG LEVIER

FIN.  
C



**PI108-000**

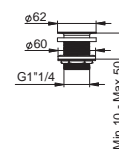


**PILETTA DI SCARICO A GRIGLIA PER LAVABO DA 1"1/4**

1"1/4 WASH-BASIN GRID WASTE

VIDAGE A GRILLE POUR LAVABO 1"1/4

FIN.  
C





Finiture - Finishes - Finitions



COLLEZIONE VANTAGGIO

## ACCESSORI | ACCESSORIES | ACCESSOIRES

---

Il segreto del cambiamento è concentrare tutta la tua energia non nel combattere il vecchio, ma nel costruire il nuovo.

The secret to change is to focus all your energy not on fighting the old, but on building the new.

Le secret du changement est de concentrer toute votre énergie non pas sur la lutte contre l'ancien, mais sur la construction du nouveau.

*Socrate*



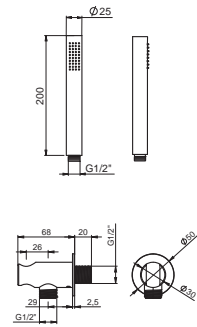
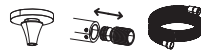
■ ACCESSORI | ACCESSORIES | ACCESSOIRES

**KIT-15**

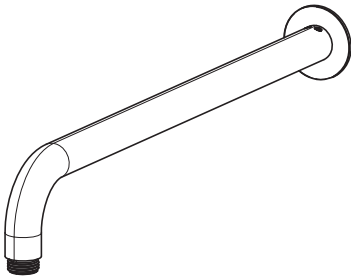


**KIT DOCCIA**  
SHOWER KIT  
KIT DE DOUCHE

FIN.  
C  
NO

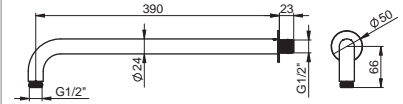


**BR201**

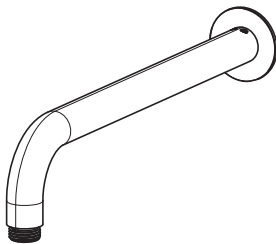


**BRACCIO DOCCIA TONDO A PARETE**  
WALL ROUND SHOWER ARM  
BRAS DE DOUCHE MURAL ROND

FIN.  
C  
NO

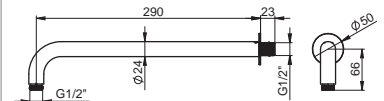


**BR203**

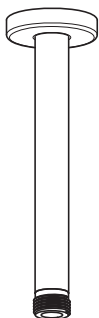


**BRACCIO DOCCIA TONDO A PARETE**  
WALL ROUND SHOWER ARM  
BRAS DE DOUCHE MURAL ROND

FIN.  
C  
NO

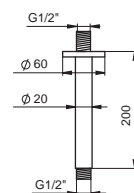


**BR106**



**BRACCIO DOCCIA TONDO A SOFFITTO**  
CEILING ROUND SHOWER ARM  
BRAS DE DOUCHE PLAFOND ROND

FIN.  
C  
NO



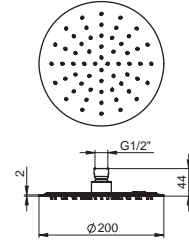
■ ACCESSORI | ACCESSORIES | ACCESSOIRES

**G26175**




**SOFFIONE TONDO INOX**  
ROUND STAINLESS STEEL SHOWER HEAD  
POMME DE DOUCHE RONDE EN ACIER INOX

FIN.  
C  
NO

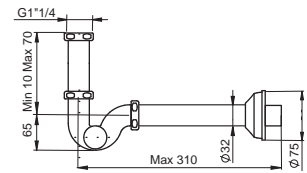


**SI103**

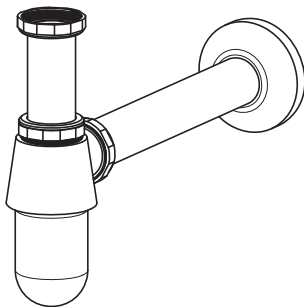


**SIFONE A "S" IN OTTONE**  
BRASS "S" SIPHON  
SIPHON À "S" EN LAITON

FIN.  
C

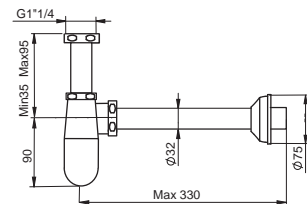


**SI104**

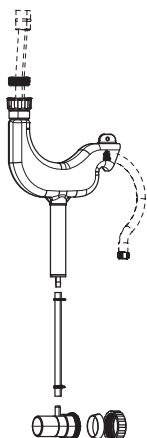


**SIFONE A BOTTIGLIA IN OTTONE**  
BRASS BOTTLE SIPHON  
SIPHON BOUTEILLE EN LAITON

FIN.  
C  
NO

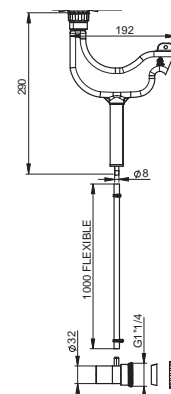


**G32028N**




**SISTEMA ANTIGOCCIOLAMENTO PER DOCCETTE ESTRAIBILI BORDO VASCA**  
ANTI-DRIP SYSTEM FOR PULL-OUT DECK MOUNTED HAND SHOWERS  
SYSTEME ANTI-GOUTTE POUR DOUCHETTES AMOVIBLES SUR GORGES

FIN.  
C





Finiture - Finishes - Finitions



COLLEZIONE  
**DIAMANTE**

---

Ogni cambiamento sembra orrendo a prima vista.  
“Principio dell’inerzia del design”

Any change seems horrendous at first glance.  
“Principle of design inertia”

Tout changement semble hideux à première vue.  
“Principe d’inertie du design”

*Arthur Bloch*


















## ■ DIAMANTE


46401



EST-46350  
EST-46352



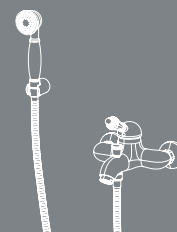
EST-46360  
EST-46362



46501



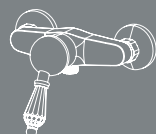
46100



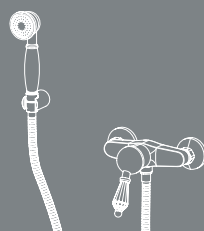
122346



46300



46310



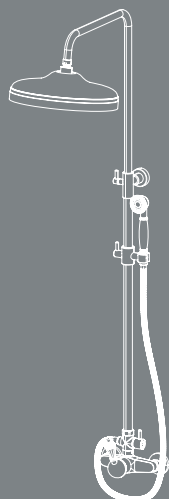
EST-46250



EST-46200  
EST-46230



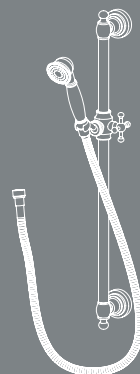
244610



244600

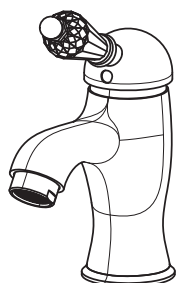


S116



## ■ DIAMANTE

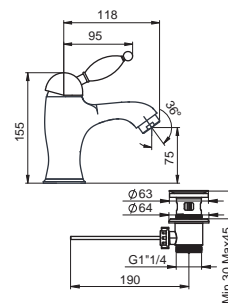
**46401**




**MISCELATORE MONOCOMANDO PER LAVABO CON SCARICO AUTOMATICO DA 1"1/4**

WASH-BASIN MIXER WITH 1"1/4 POP-UP WASTE  
MITIGEUR POUR LAVABO AVEC VIDAGE 1"1/4 À TIRETTE

**FIN.**  
C  
OR  
Per |For|Pour Energy Saving



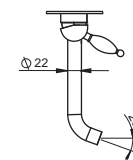
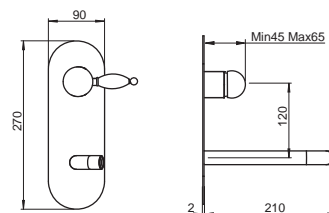
**EST-46350**



**SET ESTERNO PER MISCELATORE MONOCOMANDO PER LAVABO DA INCASSO A PARETE SENZA SCARICO**


EXTERNAL SET FOR CONCEALED WASH-BASIN MIXER WITHOUT WASTE  
SET EXTERNE POUR MITIGEUR ENCASTRÉ POUR LAVABO

**FIN.**  
C  
OR



PER/FOR/POUR  
**INC-350/360-BOX**

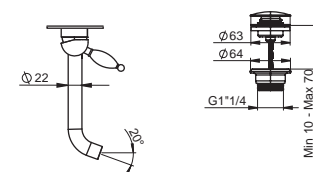
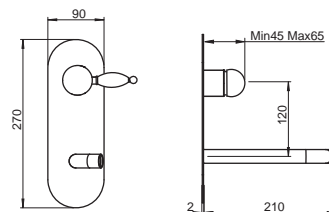
**EST-46352**



**SET ESTERNO PER MISCELATORE MONOCOMANDO PER LAVABO DA INCASSO A PARETE CON SCARICO CLICK CLACK DA 1"1/4**

EXTERNAL SET FOR CONCEALED WASH-BASIN MIXER WITH 1"1/4 CLICK CLACK WASTE  
SET EXTERNE POUR MITIGEUR ENCASTRÉ POUR LAVABO AVEC VIDAGE CLICK CLACK 1"1/4

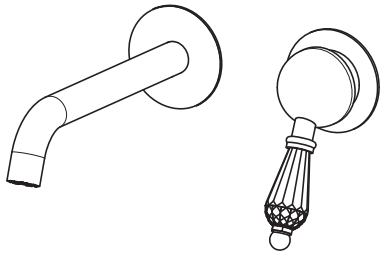
**FIN.**  
C  
OR



PER/FOR/POUR  
**INC-350/360-BOX**

■ DIAMANTE

**EST-46360**

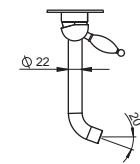
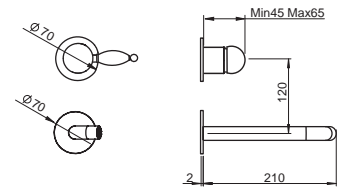


**SET ESTERNO PER MISCELATORE MONOCOMANDO PER LAVABO DA INCASSO A PARETE SENZA SCARICO**

EXTERNAL SET FOR CONCEALED WASH-BASIN MIXER WITHOUT WASTE

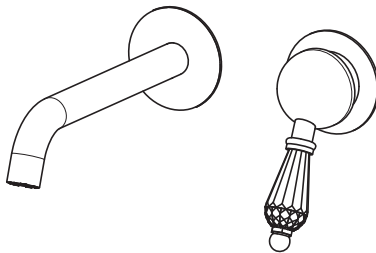
SET EXTERNE POUR MITIGEUR ENCASTRÉ POUR LAVABO

FIN.  
C  
OR



PER/FOR/POUR  
INC-350/360-BOX

**EST-46362**

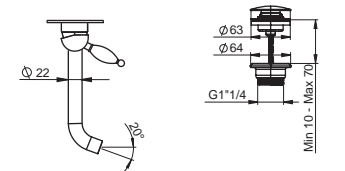
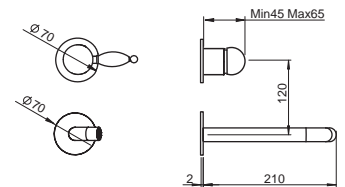


**SET ESTERNO PER MISCELATORE PER LAVABO DA INCASSO A PARETE CON SCARICO CLICK CLACK DA 1"1/4**

EXTERNAL SET FOR CONCEALED WASH-BASIN MIXER WITH 1"1/4 CLICK CLACK WASTE

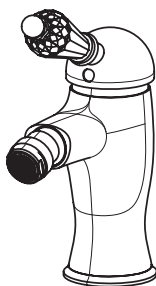
SET EXTERNE POUR MITIGEUR ENCASTRÉ POUR LAVABO AVEC VIDAGE CLICK CLAK 1"1/4

FIN.  
C  
OR



PER/FOR/POUR  
INC-350/360-BOX

**46501**



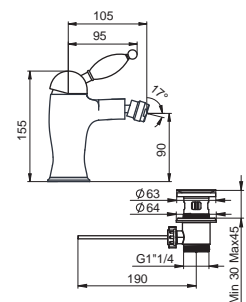
**MISCELATORE MONOCOMANDO PER BIDET CON SCARICO AUTOMATICO DA 1"1/4**

BIDET MIXER WITH 1"1/4 POP-UP WASTE

MITIGEUR POUR BIDET AVEC VIDAGE 1"1/4 À TIRETTE

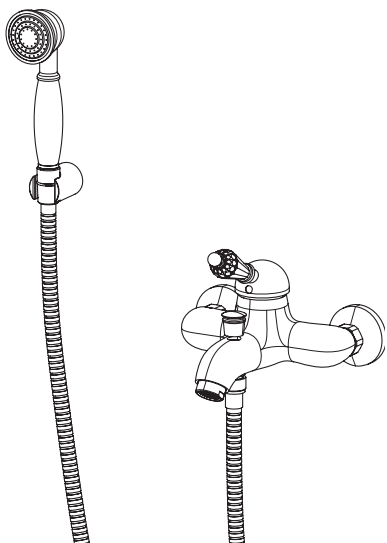
FIN.  
C  
OR

Per |For|Pour Energy Saving



## ■ DIAMANTE

**46100**



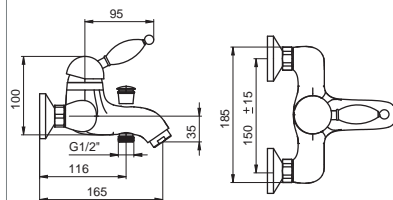
**MISCELATORE MONOCOMANDO PER VASCA ESTERNO CON FLESSIBILE E DOCCETTA**

EXTERNAL BATH MIXER WITH FLEXIBLE HOSE AND HAND SHOWER

MITIGEUR BAIN DOUCHE EXTÉRIEUR AVEC FLEXIBLE ET DOUCHETTE

FIN.

C  
OR



**122346**



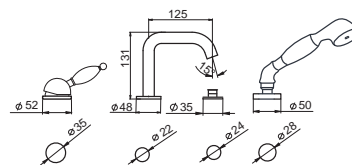
**MISCELATORE MONOCOMANDO BORDO VASCA**

DECK MOUNTED BATH MIXER

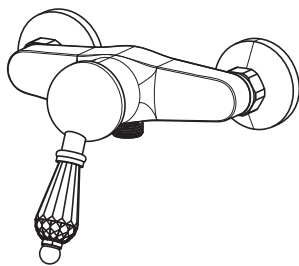
MITIGEUR POUR BAIN SUR GORGE

FIN.

C  
OR



**46300**



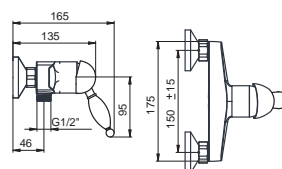
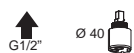
**MISCELATORE MONOCOMANDO PER DOCCIA ESTERNO**

EXTERNAL SHOWER MIXER

MITIGEUR DOUCHE EXTÉRIEUR

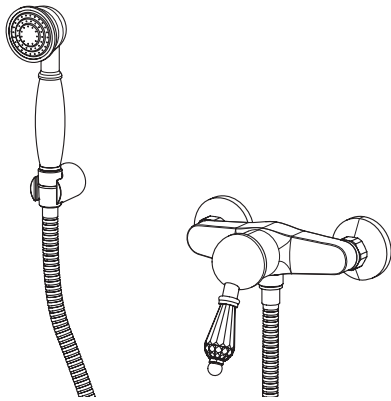
FIN.

C  
OR



■ DIAMANTE

46310

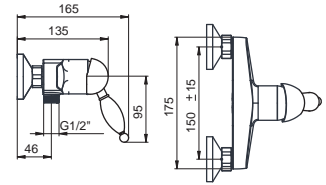


**MISCELATORE MONOCOMANDO PER DOCCIA ESTERNO CON FLESSIBILE E DOCCETTA**


EXTERNAL SHOWER MIXER WITH FLEXIBLE HOSE AND HAND SHOWER

MITIGEUR DOUCHE EXTERIEUR AVEC FLEXIBLE ET DOUCHETTE

FIN.  
C  
OR



EST-46250

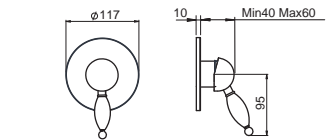


**SET ESTERNO PER MISCELATORE MONOCOMANDO PER DOCCIA INCASSO 1 VIA**

EXTERNAL SET FOR 1 WAY BUILT-IN SHOWER MIXER

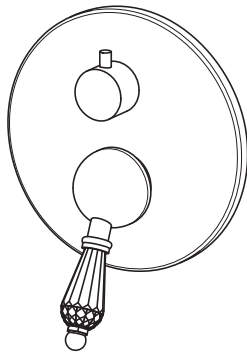
SET EXTERNE POUR MITIGEUR DOUCHE ENCASTRÉ 1 SORTIE

FIN.  
C  
OR



PER/FOR/POUR  
INC-250-BOX

EST-46200



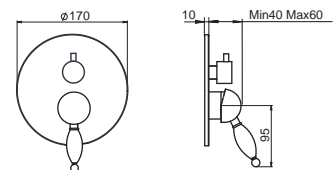
**SET ESTERNO PER MISCELATORE MONOCOMANDO PER DOCCIA INCASSO 2 VIE**

EXTERNAL SET FOR 2 WAYS BUILT-IN SHOWER MIXER

SET EXTERNE POUR MITIGEUR DOUCHE ENCASTRÉ 2 SORTIES

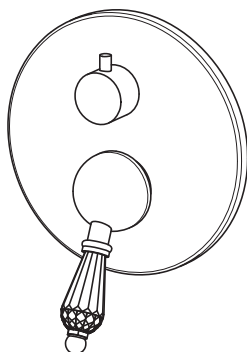
FIN.  
C  
OR

EURO  
206,00  
588,00



PER/FOR/POUR  
INC-200-BOX

EST-46230

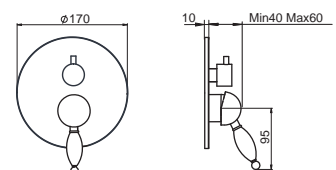


**SET ESTERNO PER MISCELATORE MONOCOMANDO PER DOCCIA INCASSO 3 VIE**

EXTERNAL SET FOR 3 WAYS BUILT-IN SHOWER MIXER

SET EXTERNE POUR MITIGEUR DOUCHE ENCASTRÉ 3 SORTIES

FIN.  
C  
OR

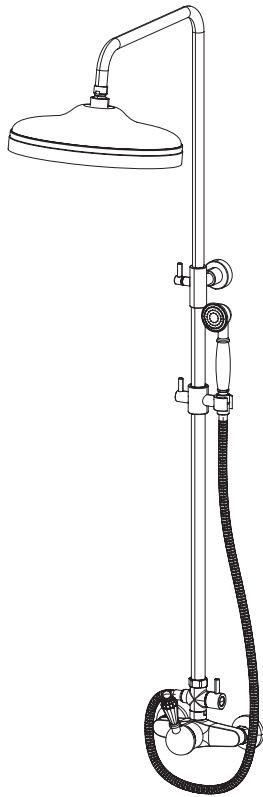


PER/FOR/POUR  
INC-230-BOX



## ■ DIAMANTE

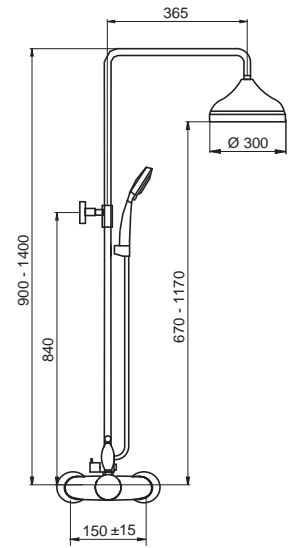
244610



**COLONNA DOCCIA TELESCOPICA TONDA CON MISCELATORE, DEVIATORE A 2 VIE, ACCESSORI E SOFFIONE IN OTTONE.**

TELESCOPIC ROUND SHOWER COLUMN WITH MIXER, 2 WAYS DIVERTER, BRASS ACCESSORIES AND SHOWER HEAD

COLONNE DE DOUCHE TÉLESCOPIQUE RONDE AVEC MITIGEUR, INVERSEUR 2 SORTIES, ACCESSOIRES ET POMME DE DOUCHE EN LAITON

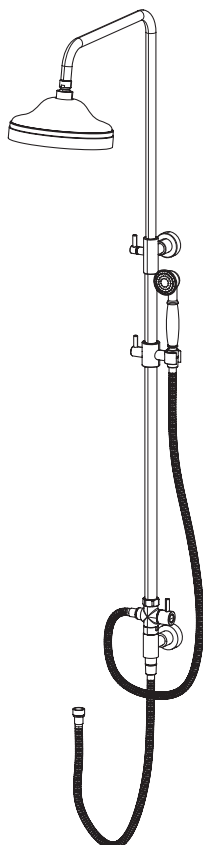


FIN.

C  
OR



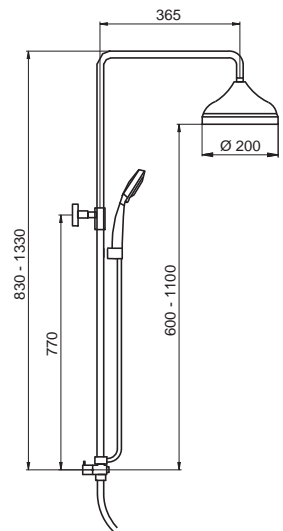
244600



**COLONNA DOCCIA TELESCOPICA TONDA SENZA MISCELATORE, CON DEVIATORE A 2 VIE, ACCESSORI E SOFFIONE IN OTTONE**

TELESCOPIC ROUND SHOWER COLUMN WITHOUT MIXER, WITH 2 WAYS DIVERTER, BRASS ACCESSORIES AND SHOWER HEAD

COLONNE DE DOUCHE TÉLESCOPIQUE RONDE SANS MELANGEUR, AVEC INVERSEUR 2 SORTIES, ACCESSOIRES ET POMME DE DOUCHE EN LAITON



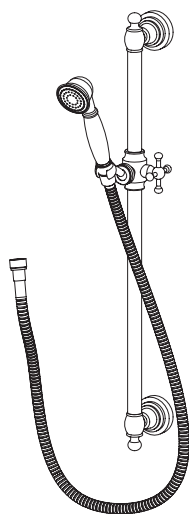
FIN.

C  
OR



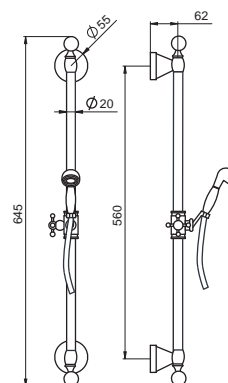
## ■ DIAMANTE

S116



**SALISCENDI ANTICO IN OTTONE CON ACCESSORI**  
BRASS ANTICO SLIDING BAR WITH ACCESSORIES  
BARRE DE DOUCHE ANTICO EN LAITON AVEC  
ACCESSORIES

FIN.  
C





Finiture - Finishes - Finitions



COLLEZIONE  
**ANTICA**

---

Il buon design è ovvio. Il grande design è trasparente.

Good design is obvious. The great design is transparent.

Un bon design est évident. Le grand design est transparent.

*Joe Sparano*



















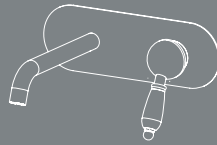


## ■ ANTICA

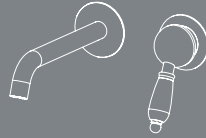
19401



EST-19350  
EST-19352



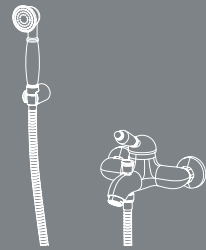
EST-19360  
EST-19362



19501



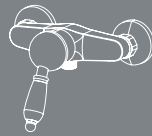
19100



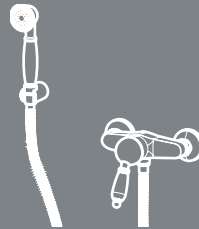
122319



19300



19310



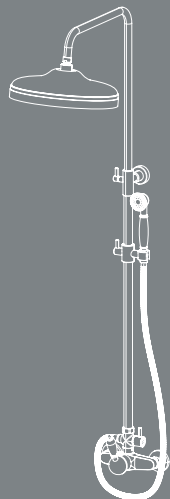
EST-19250



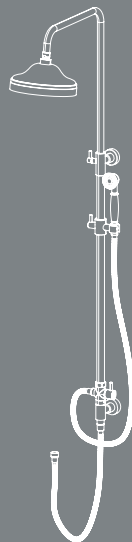
EST-19200  
EST-19230



241910



241900

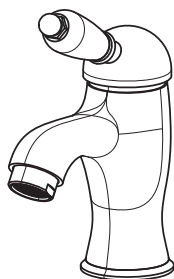


S216



## ■ ANTICA

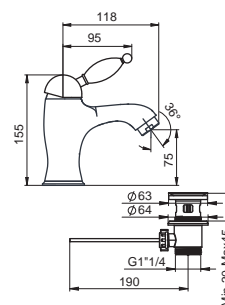
19401



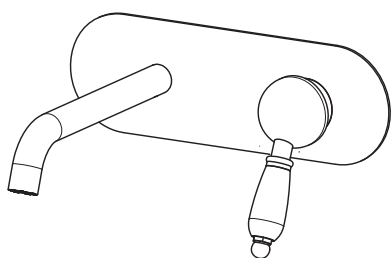
**MISCELATORE MONOCOMANDO PER LAVABO CON SCARICO AUTOMATICO DA 1"1/4**

WASH-BASIN MIXER WITH 1"1/4 POP-UP WASTE  
MITIGEUR POUR LAVABO AVEC VIDAGE 1"1/4 À TIRETTE

FIN.  
C  
BR  
OR



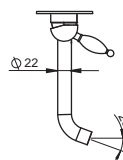
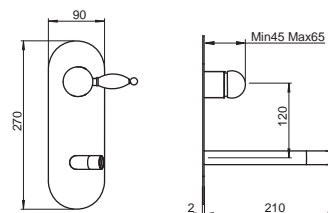
EST-19350



**SET ESTERNO PER MISCELATORE MONOCOMANDO PER LAVABO DA INCASSO A PARETE SENZA SCARICO**

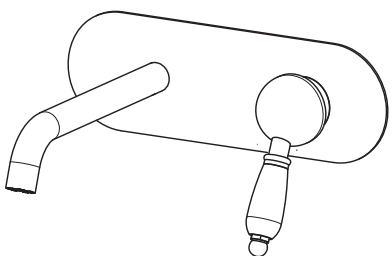
EXTERNAL SET FOR CONCEALED WASH-BASIN MIXER WITHOUT WASTE  
SET EXTERNE POUR MITIGEUR ENCASTRÉ POUR LAVABO SANS VIDAGE

FIN.  
C  
BR  
OR



PER/FOR/POUR  
INC-350/360-BOX

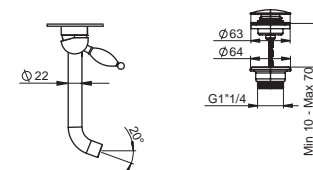
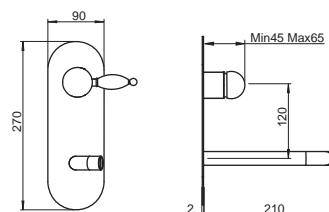
EST-19352



**SET ESTERNO PER MISCELATORE MONOCOMANDO PER LAVABO DA INCASSO A PARETE CON SCARICO CLICK CLACK DA 1"1/4**

EXTERNAL SET FOR CONCEALED WASH-BASIN MIXER WITH 1"1/4 CLICK CLACK WASTE  
SET EXTERNE POUR MITIGEUR ENCASTRÉ POUR LAVABO AVEC VIDAGE CLICK CLACK 1"1/4

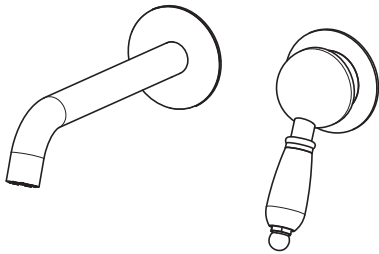
FIN.  
C  
BR  
OR



PER/FOR/POUR  
INC-350/360-BOX

■ ANTICA

**EST-19360**

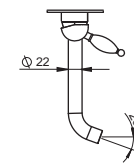
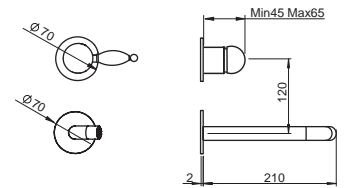


**SET ESTERNO PER MISCELATORE MONOCOMANDO PER LAVABO DA INCASSO A PARETE SENZA SCARICO**

EXTERNAL SET FOR CONCEALED WASH-BASIN MIXER WITHOUT WASTE

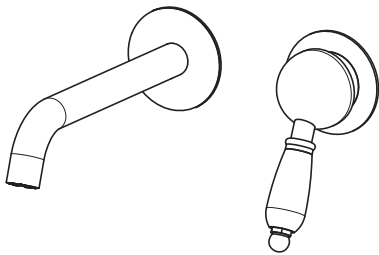
SET EXTERNE POUR MITIGEUR ENCASTRÉ POUR LAVABO SANS VIDAGE

FIN.  
C  
BR  
OR



PER/FOR/POUR  
INC-350/360-BOX

**EST-19362**

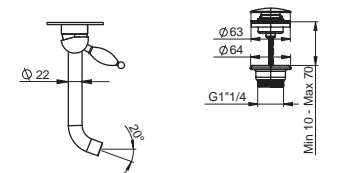
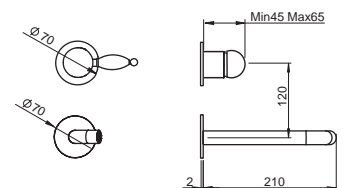


**SET ESTERNO PER MISCELATORE PER LAVABO DA INCASSO A PARETE CON SCARICO CLICK CLACK DA 1"1/4**

EXTERNAL SET FOR CONCEALED WASH-BASIN MIXER WITH 1"1/4 CLICK CLACK WASTE

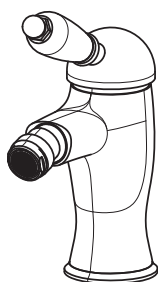
SET EXTERNE POUR MITIGEUR ENCASTRÉ POUR LAVABO AVEC VIDAGE CLICK CLAK 1"1/4

FIN.  
C  
BR  
OR



PER/FOR/POUR  
INC-350/360-BOX

**19501**



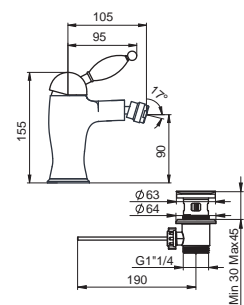

**MISCELATORE MONOCOMANDO PER BIDET CON SCARICO AUTOMATICO DA 1"1/4**

BIDET MIXER WITH 1"1/4 POP-UP WASTE

MITIGEUR POUR BIDET AVEC VIDAGE 1"1/4 À TIRETTE

FIN.  
C  
BR  
OR

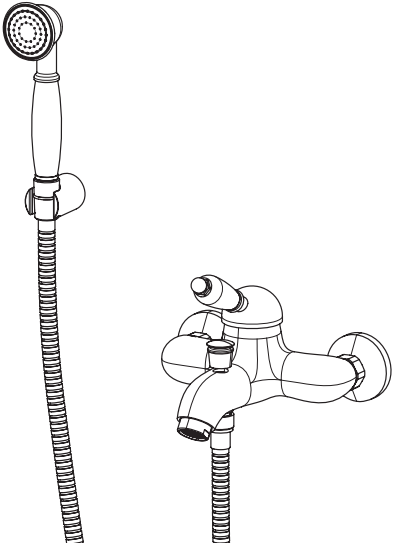
Per |For|Pour Energy Saving





## ANTICA

19100

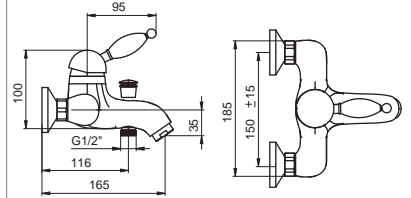


**MISCELATORE MONOCOMANDO PER VASCA ESTERNO CON FLESSIBILE E DOCCETTA**

EXTERNAL BATH MIXER WITH FLEXIBLE HOSE AND HAND SHOWER

MITIGEUR BAIN DOUCHE EXTÉRIEUR AVEC FLEXIBLE ET DOUCHETTE

FIN.  
C  
BR  
OR



122319

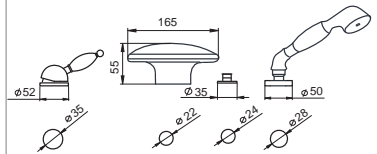


**MISCELATORE MONOCOMANDO BORDO VASCA**

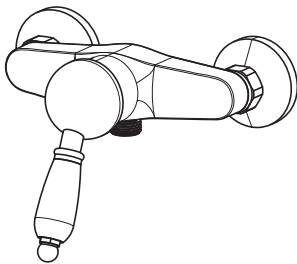
DECK MOUNTED BATH MIXER

MITIGEUR POUR BAIN SUR GORGE

FIN.  
C  
BR  
OR



19300

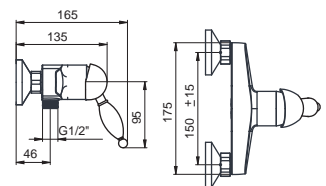


**MISCELATORE MONOCOMANDO PER DOCCIA ESTERNO**

EXTERNAL SHOWER MIXER

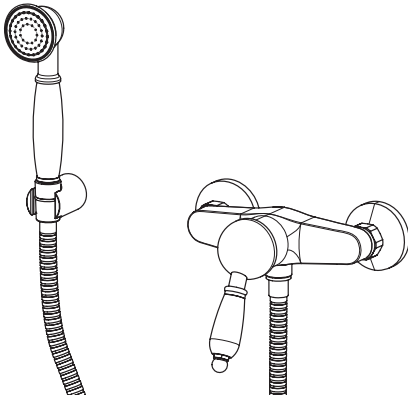
MITIGEUR DOUCHE EXTÉRIEUR

FIN.  
C  
BR  
OR



■ ANTICA

19310

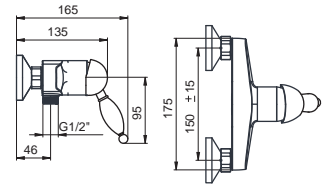


**MISCELATORE MONOCOMANDO PER DOCCIA ESTERNO CON FLESSIBILE E DOCCETTA**


EXTERNAL SHOWER MIXER WITH FLEXIBLE HOSE AND HAND SHOWER

MITIGEUR DOUCHE EXTERIEUR AVEC FLEXIBLE ET DOUCHETTE

FIN.  
C  
BR  
OR



EST-19250

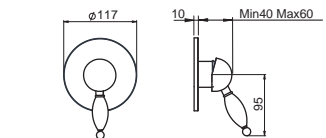


**SET ESTERNO PER MISCELATORE MONOCOMANDO PER DOCCIA INCASSO 1 VIA**

EXTERNAL SET FOR 1 WAY BUILT-IN SHOWER MIXER

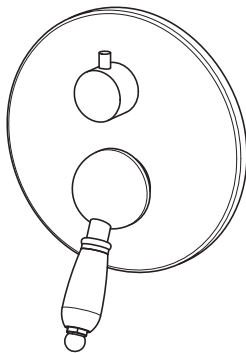
SET EXTERNE POUR MITIGEUR DOUCHE ENCASTRÉ 1 SORTIE

FIN.  
C  
BR  
OR



PER/FOR/POUR  
INC-250-BOX

EST-19200

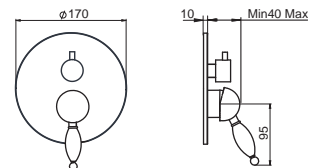


**SET ESTERNO PER MISCELATORE MONOCOMANDO PER DOCCIA INCASSO 2 VIE**

EXTERNAL SET FOR 2 WAYS BUILT-IN SHOWER MIXER

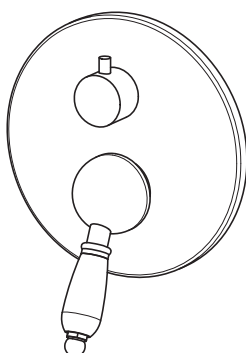
SET EXTERNE POUR MITIGEUR DOUCHE ENCASTRÉ 2 SORTIES

FIN.  
C  
BR  
OR



PER/FOR/POUR  
INC-200-BOX

EST-19230

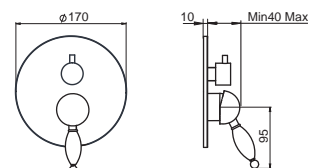


**SET ESTERNO PER MISCELATORE MONOCOMANDO PER DOCCIA INCASSO 3 VIE**

EXTERNAL SET FOR 3 WAYS BUILT-IN SHOWER MIXER

SET EXTERNE POUR MITIGEUR DOUCHE ENCASTRÉ 3 SORTIES

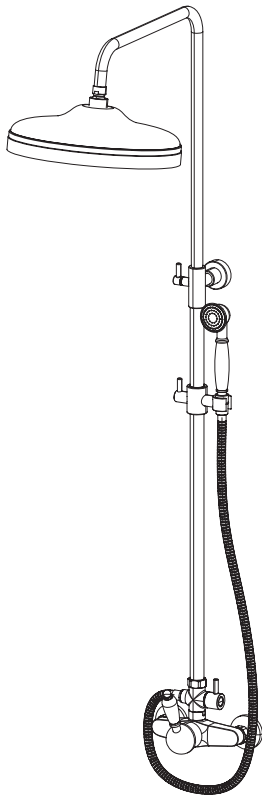
FIN.  
C  
BR  
OR



PER/FOR/POUR  
INC-230-BOX

■ ANTICA

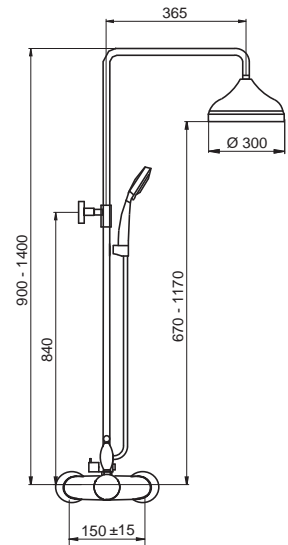
241910



**COLONNA DOCCIA TELESCOPICA TONDA CON MISCELATORE, DEVIATORE A 2 VIE, ACCESSORI E SOFFIONE IN OTTONE.**

TELESCOPIC ROUND SHOWER COLUMN WITH MIXER, 2 WAYS DIVERTER, BRASS ACCESSORIES AND SHOWER HEAD

COLONNE DE DOUCHE TÉLESCOPIQUE RONDE AVEC MITIGEUR, INVERSEUR 2 SORTIES, ACCESSOIRES ET POMME DE DOUCHE EN LAITON

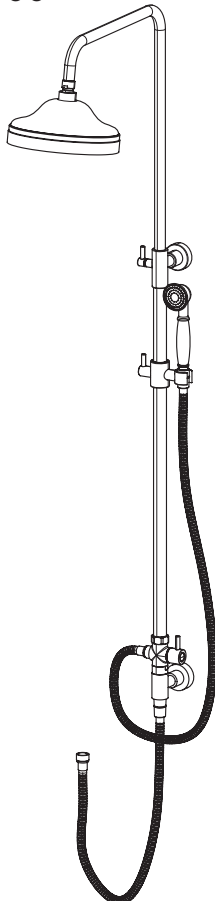


FIN.

C  
BR  
OR



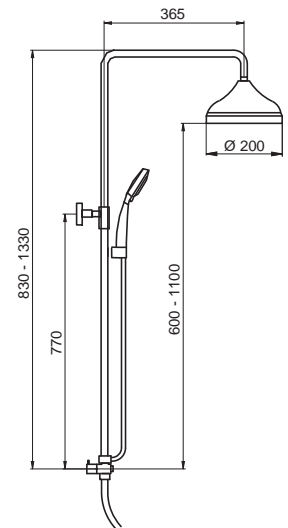
241900



**COLONNA DOCCIA TELESCOPICA TONDA SENZA MISCELATORE, CON DEVIATORE A 2 VIE, ACCESSORI E SOFFIONE IN OTTONE**

TELESCOPIC ROUND SHOWER COLUMN WITHOUT MIXER, WITH 2 WAYS DIVERTER, BRASS ACCESSORIES AND SHOWER HEAD

COLONNE DE DOUCHE TÉLESCOPIQUE RONDE SANS MELANGEUR, AVEC INVERSEUR 2 SORTIES, ACCESSOIRES ET POMME DE DOUCHE EN LAITON



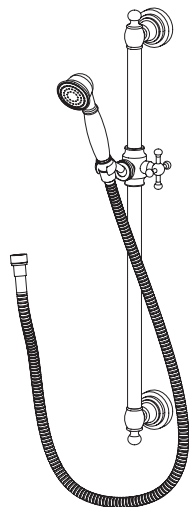
FIN.

C  
BR  
OR



■ **ANTICA**

**S216**



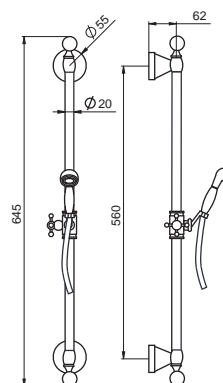
**SALISCENDI ANTICO IN OTTONE CON ACCESSORI  
 E DOCCETTA CON IMPUGNATURA BIANCA IN  
 PORCELLANA**

BRASS ANTICO SLIDING BAR WITH ACCESSORIES  
 AND HAND SHOWER WITH WITH E PORCELAIN  
 HANDLE

BARRE DE DOUCHE ANTICO EN LAITON AVEC  
 ACCESSORIES ET DOUCHETTE AVEC POIGNEE EN  
 PORCELAINE BLANCHE

FIN.

C





Finiture - Finishes - Finitions



COLLEZIONE  
**EPOCA**

---

Di tutte le arti, l'architettura è quella che più di tutte influenza l'anima, pur se con grande lentezza.

Of all the arts, architecture is the one that most of all influences the soul, although with great slowness.

De tous les arts, l'architecture est celle qui influence le plus l'âme, bien que très lentement.

*Ernest Dimnet*



















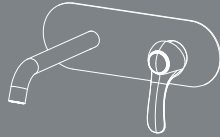


■ EPOCA

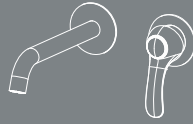
02401



EST-02350  
EST-02352



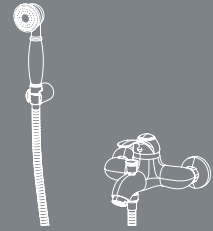
EST-02360  
EST-02362



02501



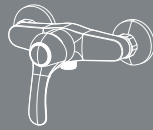
02100



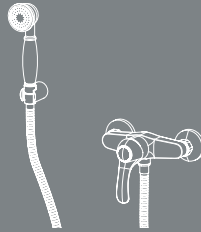
122302



02300



02310



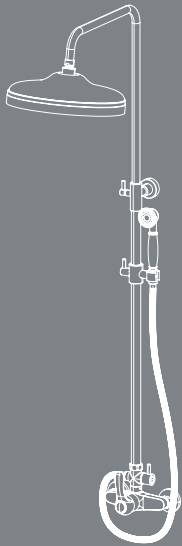
EST-02250



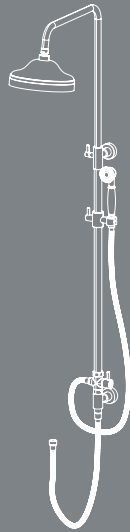
EST-02200  
EST-02230



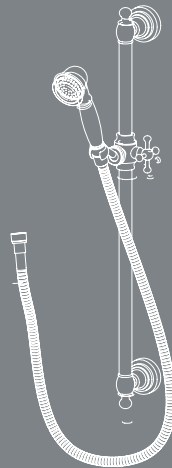
240210



240200



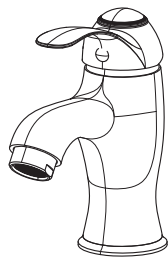
S116





## EPOCA

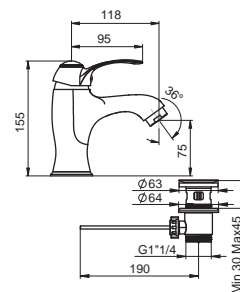
02401



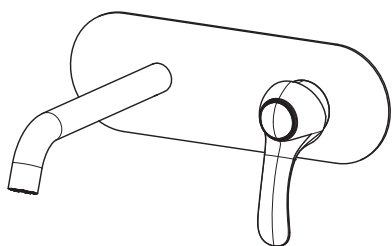
**MISCELATORE MONOCOMANDO PER LAVABO CON SCARICO AUTOMATICO DA 1"1/4**

WASH-BASIN MIXER WITH 1"1/4 POP-UP WASTE  
MITIGEUR POUR LAVABO AVEC VIDAGE 1"1/4 À TIRETTE

**FIN.**  
C  
BR | RA  
Per |For|Pour Energy Saving



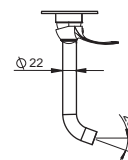
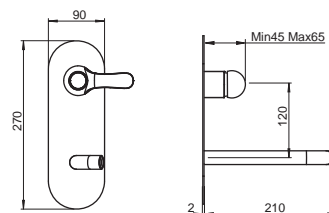
EST-02350



**SET ESTERNO PER MISCELATORE MONOCOMANDO PER LAVABO DA INCASSO A PARETE SENZA SCARICO**

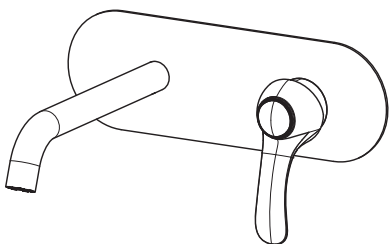
EXTERNAL SET FOR CONCEALED WASH-BASIN MIXER WITHOUT WASTE  
SET EXTERNE POUR MITIGEUR ENCASTRÉ POUR LAVABO SANS VIDAGE

**FIN.**  
C  
BR | RA



PER/FOR/POUR  
INC-350/360-BOX

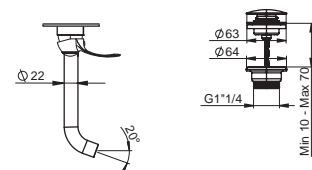
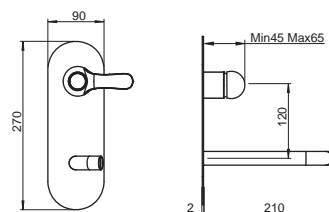
EST-02352



**SET ESTERNO PER MISCELATORE MONOCOMANDO PER LAVABO DA INCASSO A PARETE CON SCARICO CLICK CLACK DA 1"1/4**

EXTERNAL SET FOR CONCEALED WASH-BASIN MIXER WITH 1"1/4 CLICK CLACK WASTE  
SET EXTERNE POUR MITIGEUR ENCASTRÉ POUR LAVABO AVEC VIDAGE CLICK CLACK 1"1/4

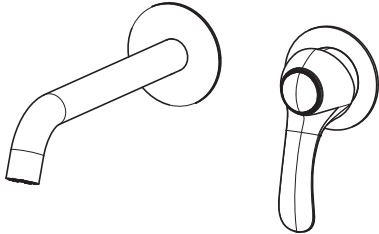
**FIN.**  
C  
BR | RA



PER/FOR/POUR  
INC-350/360-BOX

■ EPOCA

**EST-02360**

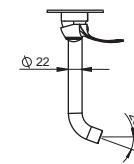
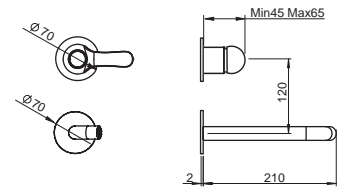


**SET ESTERNO PER MISCELATORE MONOCOMANDO PER LAVABO DA INCASSO A PARETE SENZA SCARICO**

EXTERNAL SET FOR CONCEALED WASH-BASIN MIXER WITHOUT WASTE

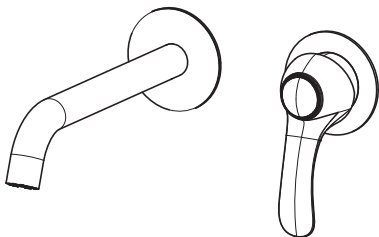
SET EXTERNE POUR MITIGEUR ENCASTRÉ POUR LAVABO SANS VIDAGE

FIN.  
C  
BR|RA



PER/FOR/POUR  
INC-350/360-BOX

**EST-02362**

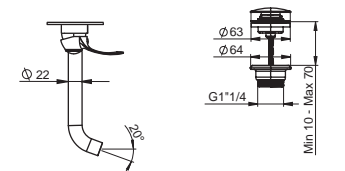
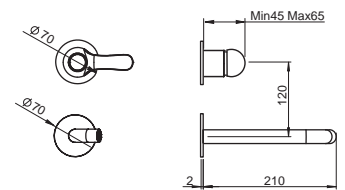


**SET ESTERNO PER MISCELATORE PER LAVABO DA INCASSO A PARETE CON SCARICO CLICK CLACK DA 1"1/4**

EXTERNAL SET FOR CONCEALED WASH-BASIN MIXER WITH 1"1/4 CLICK CLACK WASTE

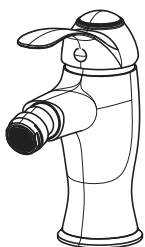
SET EXTERNE POUR MITIGEUR ENCASTRÉ POUR LAVABO AVEC VIDAGE CLICK CLAK 1"1/4

FIN.  
C  
BR|RA



PER/FOR/POUR  
INC-350/360-BOX

**02501**



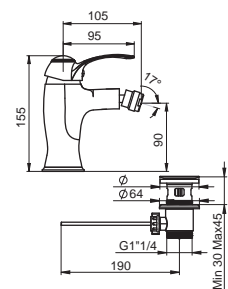

**MISCELATORE MONOCOMANDO PER BIDET CON SCARICO AUTOMATICO DA 1"1/4**

BIDET MIXER WITH 1"1/4 POP-UP WASTE

MITIGEUR POUR BIDET AVEC VIDAGE 1"1/4 À TIRETTE

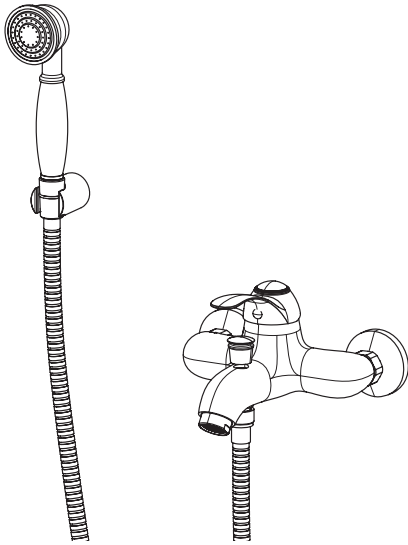
FIN.  
C  
BR|RA

Per|For|Pour Energy Saving



## ■ EPOCA

**02100**

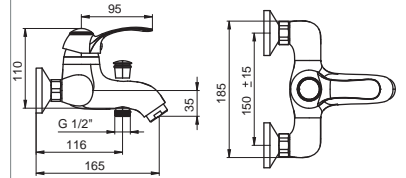


**MISCELATORE MONOCOMANDO PER VASCA ESTERNO CON FLESSIBILE E DOCCETTA**

EXTERNAL BATH MIXER WITH FLEXIBLE HOSE AND HAND SHOWER

MITIGEUR BAIN DOUCHE EXTÉRIEUR AVEC FLEXIBLE ET DOUCHETTE

FIN.  
C  
BR | RA



**122302**

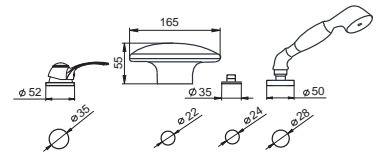


**MISCELATORE MONOCOMANDO BORDO VASCA**

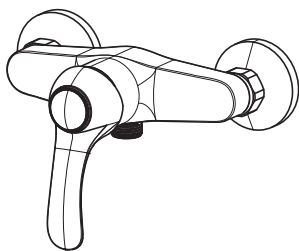
DECK MOUNTED BATH MIXER

MITIGEUR POUR BAIN SUR GORGE

FIN.  
C  
BR | RA



**02300**

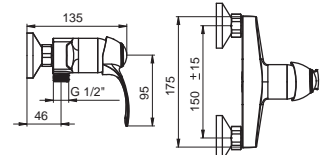
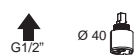


**MISCELATORE MONOCOMANDO PER DOCCIA ESTERNO**

EXTERNAL SHOWER MIXER

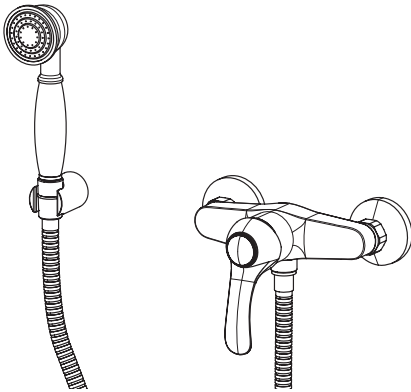
MITIGEUR DOUCHE EXTÉRIEUR

FIN.  
C  
BR | RA



■ EPOCA

02310

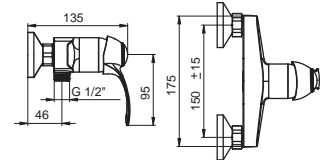


**MISCELATORE MONOCOMANDO PER DOCCIA ESTERNO CON FLESSIBILE E DOCCETTA**

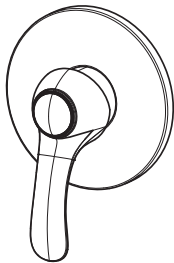
EXTERNAL SHOWER MIXER WITH FLEXIBLE HOSE AND HAND SHOWER

MITIGEUR DOUCHE EXTERIEUR AVEC FLEXIBLE ET DOUCHETTE

FIN.  
C  
BR | RA



EST-02250

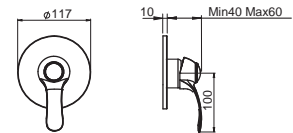


**SET ESTERNO PER MISCELATORE MONOCOMANDO PER DOCCIA INCASSO 1 VIA**

EXTERNAL SET FOR 1 WAY BUILT-IN SHOWER MIXER

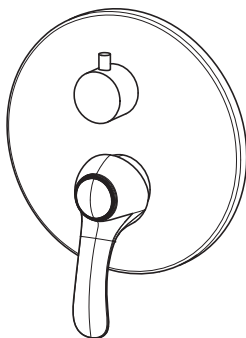
SET EXTERNE POUR MITIGEUR DOUCHE ENCASTRÉ 1 SORTIE

FIN.  
C  
BR | RA



PER/FOR/POUR  
INC-250-BOX

EST-02200

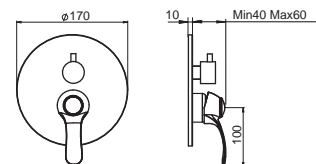


**SET ESTERNO PER MISCELATORE MONOCOMANDO PER DOCCIA INCASSO 2 VIE**

EXTERNAL SET FOR 2 WAYS BUILT-IN SHOWER MIXER

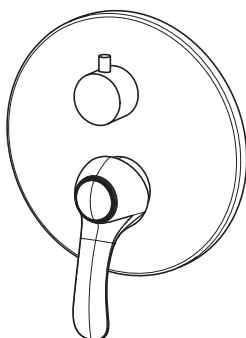
SET EXTERNE POUR MITIGEUR DOUCHE ENCASTRÉ 2 SORTIES

FIN.  
C  
BR | RA



PER/FOR/POUR  
INC-200-BOX

EST-02230

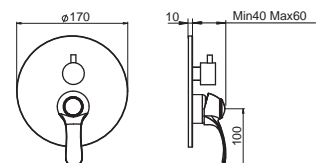


**SET ESTERNO PER MISCELATORE MONOCOMANDO PER DOCCIA INCASSO 3 VIE**

EXTERNAL SET FOR 3 WAYS BUILT-IN SHOWER MIXER

SET EXTERNE POUR MITIGEUR DOUCHE ENCASTRÉ 3 SORTIES

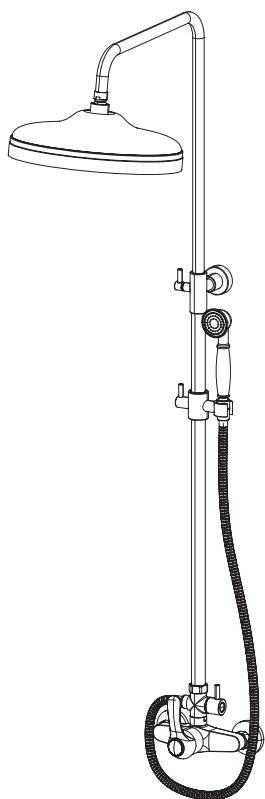
FIN.  
C  
BR | RA



PER/FOR/POUR  
INC-230-BOX

■ EPOCA

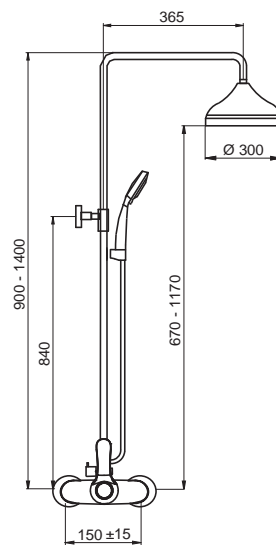
240210



**COLONNA DOCCIA TELESCOPICA TONDA CON MISCELATORE, DEVIATORE A 2 VIE, ACCESSORI E SOFFIONE IN OTTONE.**

TELESCOPIC ROUND SHOWER COLUMN WITH MIXER, 2 WAYS DIVERTER, BRASS ACCESSORIES AND SHOWER HEAD

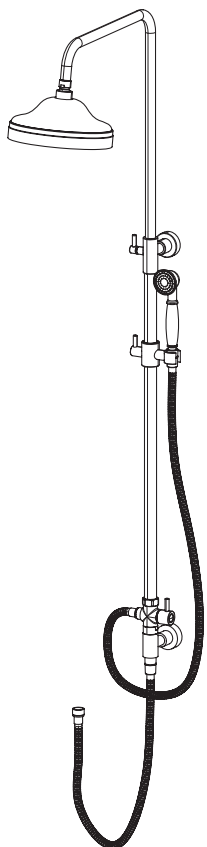
COLONNE DE DOUCHE TÉLESCOPIQUE RONDE AVEC MITIGEUR, INVERSEUR 2 SORTIES, ACCESSOIRES ET POMME DE DOUCHE EN LAITON



FIN.  
C  
BR | RA



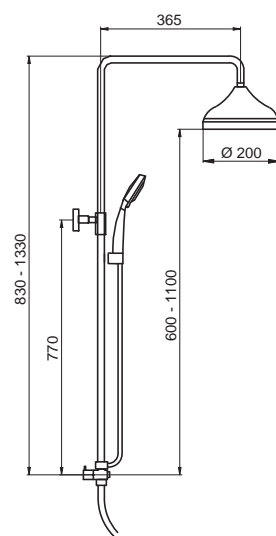
240200



**COLONNA DOCCIA TELESCOPICA TONDA SENZA MISCELATORE, CON DEVIATORE A 2 VIE, ACCESSORI E SOFFIONE IN OTTONE**

TELESCOPIC ROUND SHOWER COLUMN WITHOUT MIXER, WITH 2 WAYS DIVERTER, BRASS ACCESSORIES AND SHOWER HEAD

COLONNE DE DOUCHE TÉLESCOPIQUE RONDE SANS MELANGEUR, AVEC INVERSEUR 2 SORTIES, ACCESSOIRES ET POMME DE DOUCHE EN LAITON

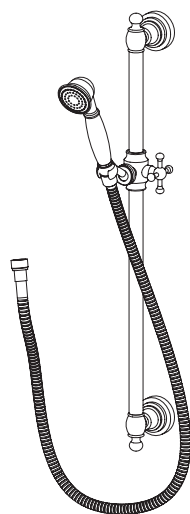


FIN.  
C  
BR | RA



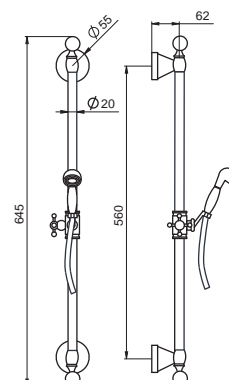
■ EPOCA

S116



**SALISCENDI ANTICO IN OTTONE CON ACCESSORI**  
BRASS ANTICO SLIDING BAR WITH ACCESSORIES  
BARRE DE DOUCHE ANTICO EN LAITON AVEC  
ACCESSORIES

FIN.  
C





Finiture - Finishes - Finitions



COLLEZIONE  
**CROCE**

---

L'architettura è l'arte di sapere come sprecare lo spazio.

Architecture is the art of knowing how to waste space.

L'architecture est l'art de savoir gaspiller de l'espace.

*Philip Johnson*

















■ CROCE

20401



20421



EST-20390  
EST-20392



20020



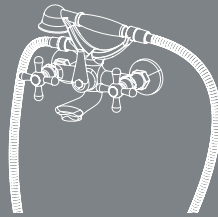
20501



20511



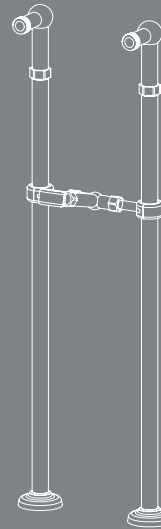
20100



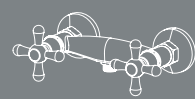
123001



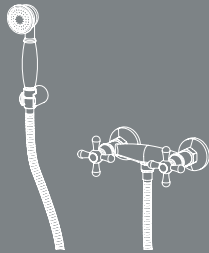
381010



20300



20310



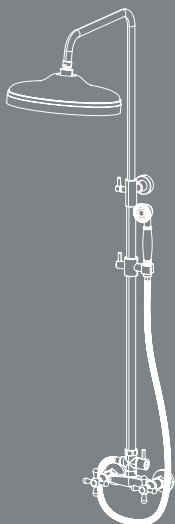
EST-20210



EST-20340



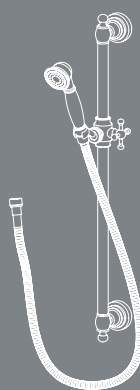
242010



242000



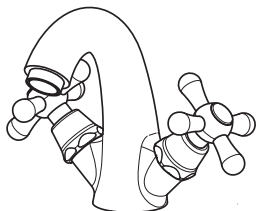
S216





## ■ CROCE

20401



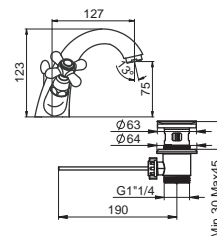
**MISCELATORE MONOFORO A DOPPIO COMANDO PER LAVABO CON SCARICO AUTOMATICO DA 1"1/4**

SINGLE HOLE 2 HANDLES WASH BASIN MIXER WITH 1"1/4 POP-UP WASTE

MELANGEUR MONO TROU POUR LAVABO AVEC VIDAGE 1"1/4 À TIRETTE

FIN.

C  
OO|BR|RA  
OR



20421



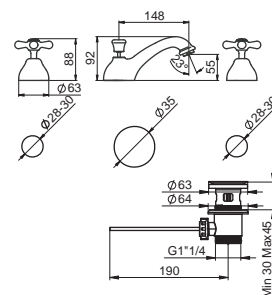
**MISCELATORE A DOPPIO COMANDO PER LAVABO CON SCARICO AUTOMATICO DA 1"1/4**

WASH-BASIN 2 HANDLES MIXER WITH 1"1/4 POP-UP WASTE

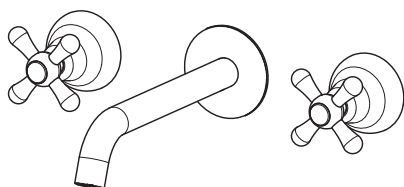
MELANGEUR POUR LAVABO AVEC VIDAGE 1"1/4 À TIRETTE

FIN.

C  
OO|BR|RA  
OR



EST-20390



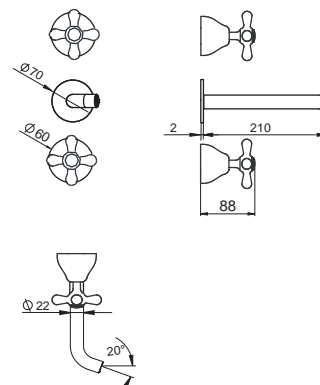
**SET ESTERNO PER MISCELATORE A DOPPIO COMANDO PER LAVABO DA INCASSO A PARETE SENZA SCARICO**

EXTERNAL SET FOR CONCEALED 2 HANDLES WASH-BASIN MIXER WITHOUT WASTE

SET EXTERNE POUR MELANGEUR ENCASTRÉ POUR LAVABO SANS VIDAGE

FIN.

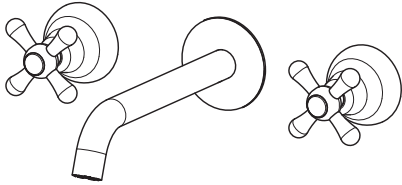
C  
OO|BR|RA  
OR



PER/FOR/POUR  
INC-390

■ CROCE

**EST-20392**

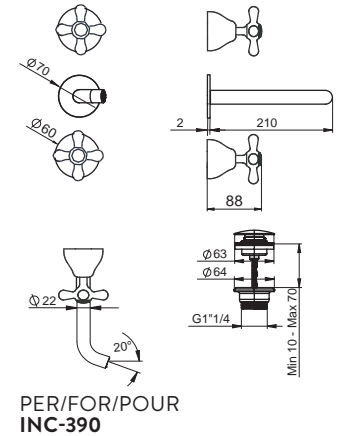


**SET ESTERNO PER MISCELATORE A DOPPIO COMANDO PER LAVABO DA INCASSO A PARETE CON SCARICO CLICK CLACK DA 1"1/4**

EXTERNAL SET FOR CONCEALED 2 HANDLES WASH-BASIN MIXER WITH 1"1/4 CLICK CLACK WASTE


SET EXTERNE POUR MELANGEUR ENCASTRÉ POUR LAVABO AVEC VIDAGE CLICK CLACK 1"1/4

FIN.  
C  
OO|BR|RA  
OR



PER/FOR/POUR  
INC-390

**20020**

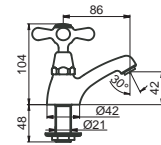


**RUBINETTO MONO ACQUA DA 1/2"**

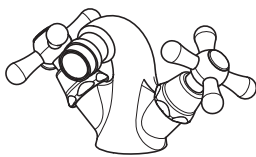
1/2" SINGLE WATER TAP

ROBINET MONO EAU 1/2"

FIN.  
C  
OO|BR|RA  
OR



**20501**

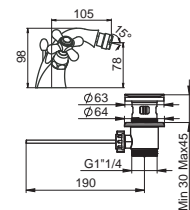



**MISCELATORE MONOFORO A DOPPIO COMANDO PER BIDET CON SCARICO AUTOMATICO DA 1"1/4**


SINGLE HOLE 2 HANDLES BIDET MIXER WITH 1"1/4 POP-UP WASTE

MELANGEUR MONO TROU POUR BIDET AVEC VIDAGE 1"1/4 À TIRETTE

FIN.  
C  
OO|BR|RA  
OR



**20511**

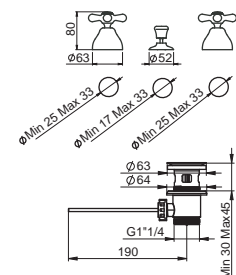


**MISCELATORE A DOPPIO COMANDO PER BIDET CON SCARICO AUTOMATICO DA 1"1/4**

BIDET 2 HANDLES MIXER WITH 1"1/4 POP-UP WASTE

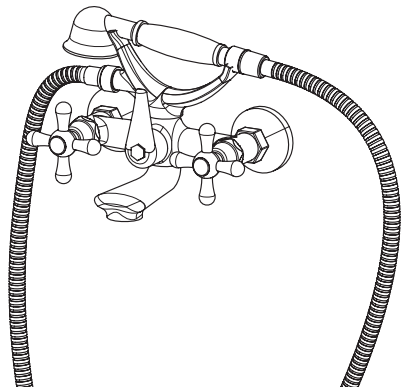
MELANGEUR POUR BIDET AVEC VIDAGE 1"1/4 À TIRETTE

FIN.  
C  
OO|BR|RA  
OR



## ■ CROCE

**20100**

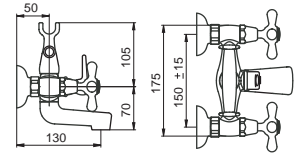


**MISCELATORE A DOPPIO COMANDO PER VASCA ESTERNO CON FLESSIBILE E DOCCETTA**


EXTERNAL 2 HANDLES BATH MIXER WITH FLEXIBLE HOSE AND HAND SHOWER

MELANGEUR BAIN DOUCHE EXTÉRIEUR AVEC FLEXIBLE ET DOUCHETTE

FIN.  
C  
OO|BR|RA  
OR



**123001**

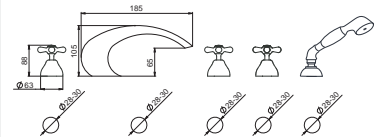


**MISCELATORE A DOPPIO COMANDO BORDO VASCA**

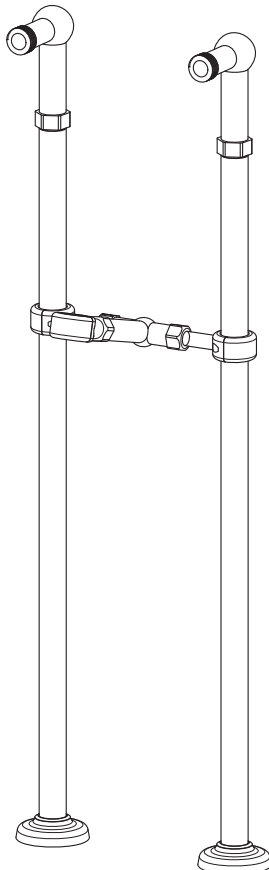
DECK MOUNTED 2 HANDLES BATH MIXER

MELANGEUR POUR BAIN SUR GORGE

FIN.  
C  
OO|BR|RA  
OR



**381010**

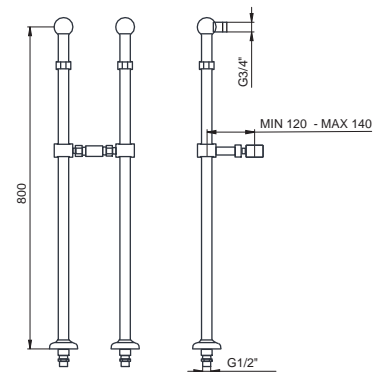


**COLONNE A PAVIMENTO PER GRUPPO VASCA**

FLOOR COLUMNS FOR BATH MIXER

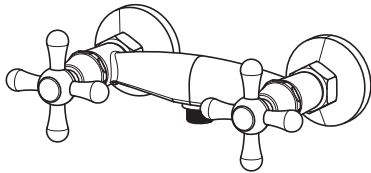
COLONNES SUR PIEDS POUR MELANGEUR POUR BAIN

FIN.  
C  
OO|BR|RA  
OR



■ CROCE

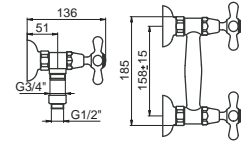
**20300**



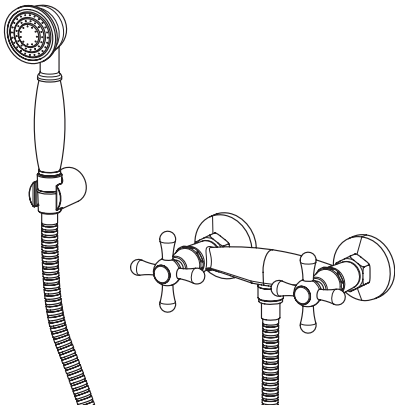
**MISCELATORE A DOPPIO COMANDO PER DOCCIA ESTERNO**

EXTERNAL 2 HANDLES SHOWER MIXER  
MELANGEUR DOUCHE EXTERIEUR

FIN.  
C  
OO|BR|RA  
OR



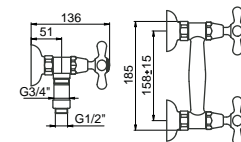
**20310**




**MISCELATORE A DOPPIO COMANDO PER DOCCIA ESTERNO CON FLESSIBILE E DOCCETTA**

EXTERNAL 2 HANDLES SHOWER MIXER WITH FLEXIBLE HOSE AND HAND SHOWER  
MELANGEUR DOUCHE EXTERIEUR AVEC FLEXIBLE ET DOUCHETTE

FIN.  
C  
OO|BR|RA  
OR



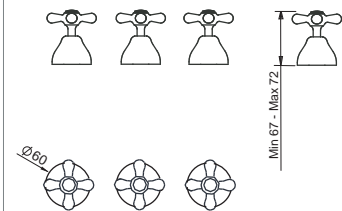
**EST-20210**



**SET ESTERNO PER MISCELATORE A DOPPIO COMANDO DA INCASSO PER DOCCIA/VASCA A 2 VIE**


EXTERNAL SET FOR CONCEALED 2 HANDLES 2 WAYS SHOWER/BATH MIXER  
SET EXTERNE POUR MELANGEUR BAIN/DOUCHE ENCASTRE AVEC 2 SORTIES

FIN.  
C  
OO|BR|RA  
OR



PER/FOR/POUR  
INC-210

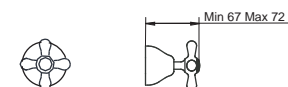
**EST-20340**



**SET ESTERNO PER RUBINETTO D'ARRESTO AD INCASSO**

EXTERNAL SET FOR CONCEALED STOPCOCK  
SET EXTERNE POUR ROBINET D'ARRET ENCASTRE

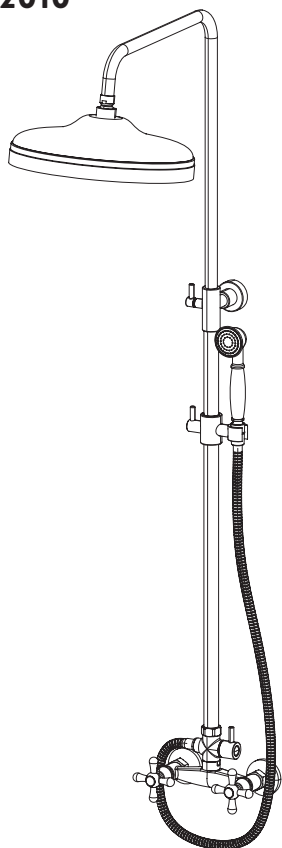
FIN.  
C  
OO|BR|RA  
OR



PER/FOR/POUR  
INC-340

■ CROCE

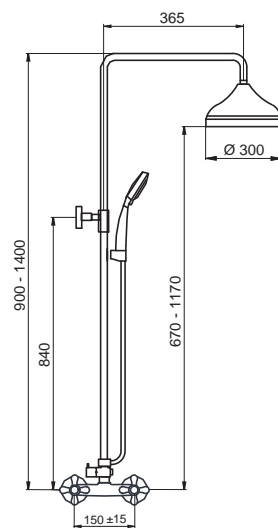
242010



**COLONNA DOCCIA TELESCOPICA TONDA CON MISCELATORE A DOPPIO COMANDO, DEVIATORE A 2 VIE, ACCESSORI E SOFFIONE IN OTTONE.**

TELESCOPIC ROUND SHOWER COLUMN WITH 2 HANDLES MIXER, 2 WAYS DIVERTER, BRASS ACCESSORIES AND SHOWER HEAD

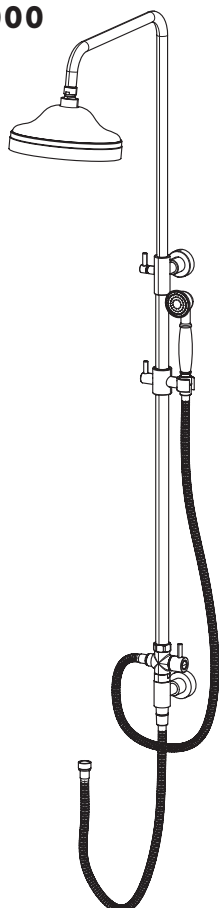
COLONNE DE DOUCHE TÉLESCOPIQUE RONDE AVEC MELANGEUR, INVERSEUR 2 SORTIES, ACCESSOIRES ET POMME DE DOUCHE EN LAITON



FIN.  
C  
OO|BR|RA  
OR



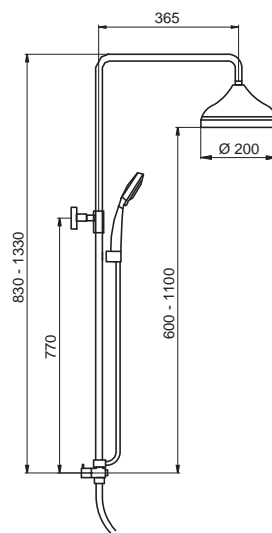
242000



**COLONNA DOCCIA TELESCOPICA TONDA SENZA MISCELATORE, CON DEVIATORE A 2 VIE, ACCESSORI E SOFFIONE IN OTTONE**

TELESCOPIC ROUND SHOWER COLUMN WITHOUT MIXER, WITH 2 WAYS DIVERTER, BRASS ACCESSORIES AND SHOWER HEAD

COLONNE DE DOUCHE TÉLESCOPIQUE RONDE SANS MELANGEUR, AVEC INVERSEUR 2 SORTIES, ACCESSOIRES ET POMME DE DOUCHE EN LAITON

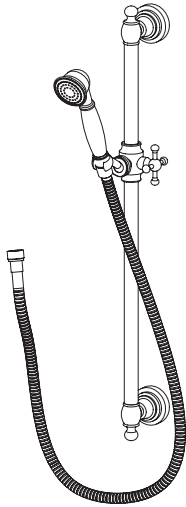


FIN.  
C  
OO|BR|RA  
OR



## ■ CROCE

S216

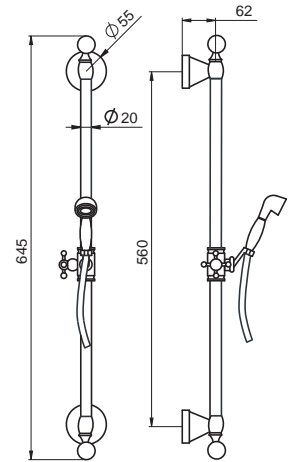


**SALISCENDI ANTICO IN OTTONE CON ACCESSORI  
E DOCETTA CON IMPUGNATURA BIANCA IN  
PORCELLANA**

BRASS ANTICO SLIDING BAR WITH ACCESSORIES  
AND HAND SHOWER WITH WITH E PORCELAIN  
HANDLE

BARRE DE DOUCHE ANTICO EN LAITON AVEC  
ACCESSORIES ET DOUCHETTE AVEC POIGNEE EN  
PORCELAINE BLANCHE

FIN.  
C





Finiture - Finishes - Finitions



COLLEZIONE ...C'ERA UNA VOLTA ...IL BAGNO

## **ACCESSORI | ACCESSORIES | ACCESSOIRES**

---

Credi di poterlo fare e sei già a metà strada.

Believe you can do it and you're already halfway there.

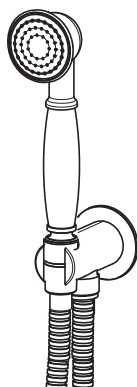
Croyez que vous pouvez le faire et vous êtes déjà à mi-chemin.

*Theodore Roosevelt*



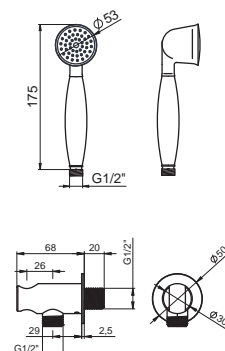
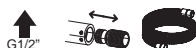
■ ACCESSORI | ACCESSORIES | ACCESSOIRES

**KIT-46**

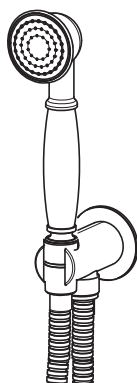


**KIT DOCCIA**  
SHOWER KIT  
KIT DE DOUCHE

FIN.  
C  
OO | BR | RA  
OR

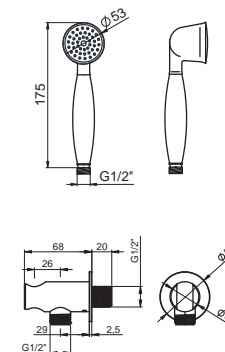
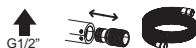


**KIT-19**

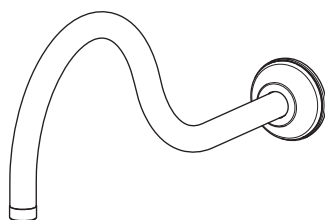


**KIT DOCCIA**  
SHOWER KIT  
KIT DE DOUCHE

FIN.  
C  
BR | RA

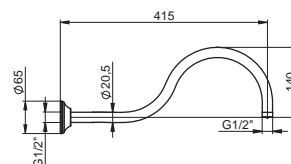


**BR209**

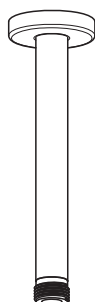


**BRACCIO DOCCIA ANTICO A PARETE**  
ANTICO WALL SHOWER ARM  
BRAS DE DOUCHE MURAL ANTICO

FIN.  
C  
OO | BR | RA  
OR

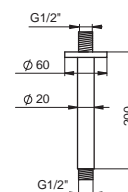


**BR106**



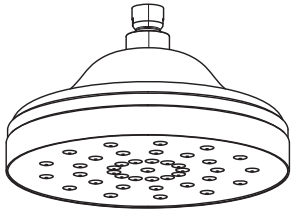
**BRACCIO DOCCIA TONDO A SOFFITTO**  
CEILING ROUND SHOWER ARM  
BRAS DE DOUCHE PLAFOND ROND

FIN.  
C  
OO | BR | RA  
OR



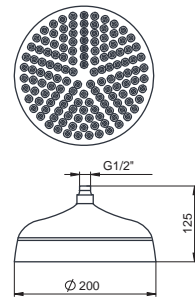
■ **ACCESSORI** | ACCESSORIES | ACCESSOIRES

**G26044**

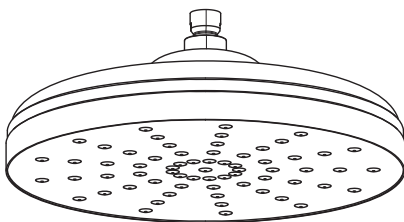


**SOFFIONE ANTICO IN OTTONE**  
ANTICO BRASS SHOWER HEAD  
POMME DE DOUCHE ANTICO EN LAITON

**FIN.**  
C  
OO|BR|RA  
OR

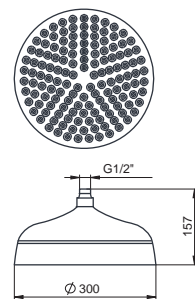


**G26117**

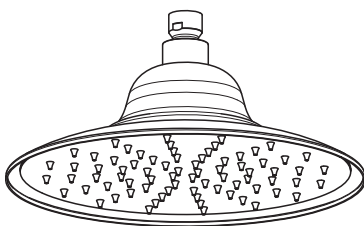


**SOFFIONE ANTICO IN OTTONE**  
ANTICO BRASS SHOWER HEAD  
POMME DE DOUCHE ANTICO EN LAITON

**FIN.**  
C  
OO|BR|RA|  
OR

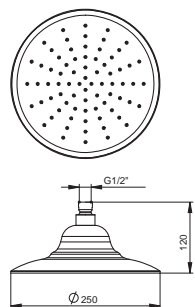


**G26150**




**SOFFIONE ANTICO IN INOX**  
ANTICO STAINLESS STEEL SHOWER HEAD  
POMME DE DOUCHE ANTICO EN ACIER

**FIN.**  
C  
OR

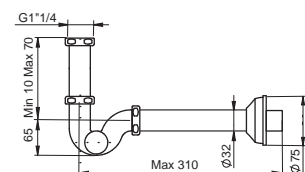


**S1103**



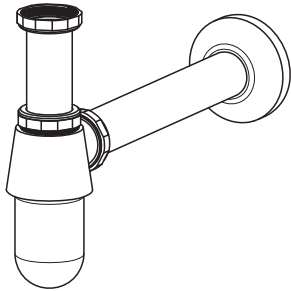
**SIFONE A "S" N OTTONE**  
BRASS "S" SIPHON  
SIPHON À "S" EN LAITON

**FIN.**  
C



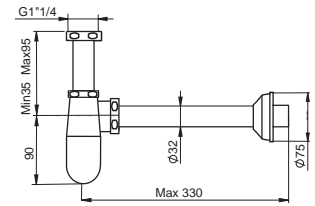
■ **ACCESSORI** | ACCESSORIES | ACCESSOIRES

**SI104**

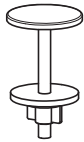


**SIFONE A BOTTIGLIA IN OTTONE**  
BRASS BOTTLE SIPHON  
SIPHON BOUTEILLE EN LAITON

**FIN.**  
C  
OO | RO | BR | RA  
OR |

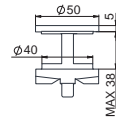


**G84001**

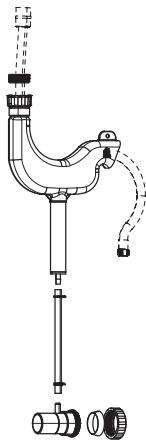


**TAPPO COPRIFORO**  
COVER CAP  
CACHE-TROU

**FIN.**  
C  
OO | BR | RA  
OR

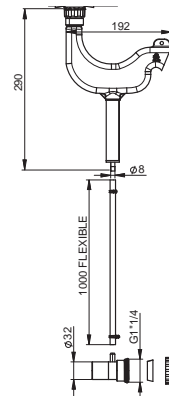


**G32028N**

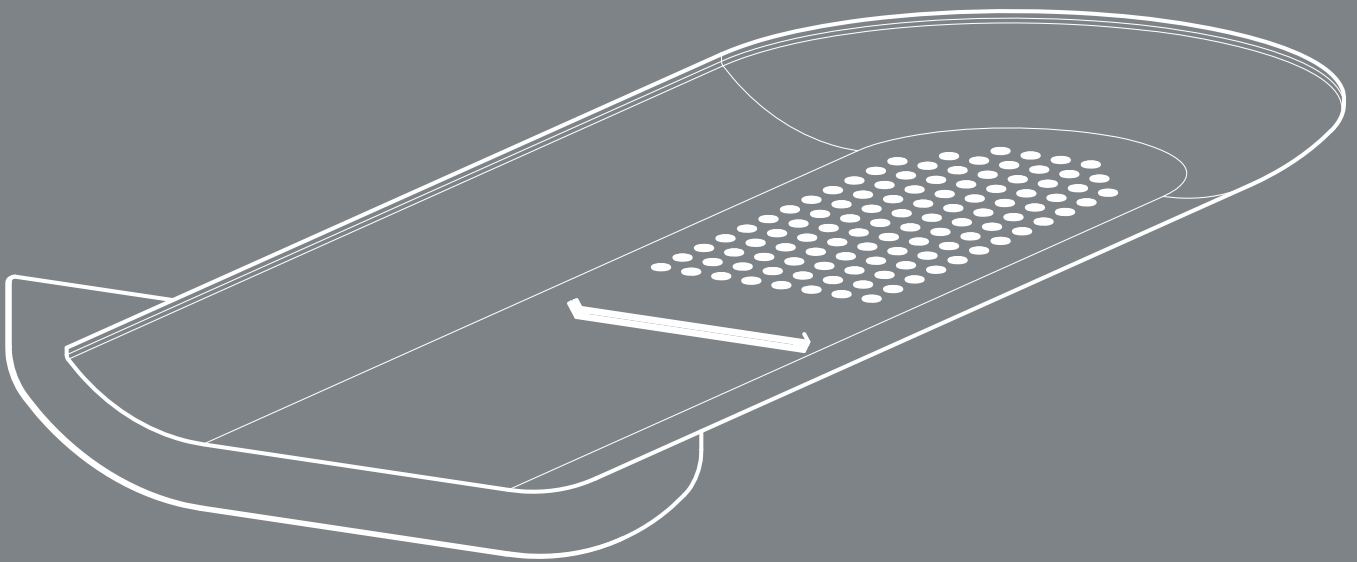


**SISTEMA ANTIGOCCIOLAMENTO PER DOCCETTE ESTRAIBILI BORDO VASCA**  
ANTI-DRIP SYSTEM FOR PULL-OUT DECK MOUNTED HAND SHOWERS  
SYSTEME ANTI-GOUTTE POUR DOUCHETTES AMOVIBLES SUR GORGES

**FIN.**  
C



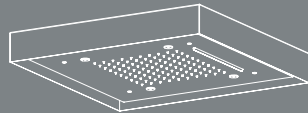




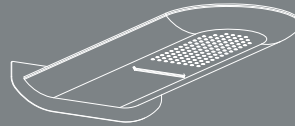
PROGRAMMA  
**ACQUA BENESSERE & VITA**



**COLONNE DOCCIA**  
Shower Columns  
Colonnes de douche



**CROMOTERAPIA**  
Chromotherapy  
Chromothérapie



**SOFFIONI DESIGN**  
Design ShowerHeads  
Pommes de douche Design



**SOFFIONI OTTONE**  
Brass ShowerHeads  
Pommes de douche Laiton



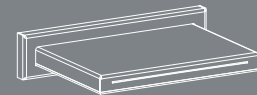
**SOFFIONI INOX**  
Inox ShowerHeads  
Pommes de douche Inox



**SOFFIONI ABS**  
ABS ShowerHeads  
Pommes de douche ABS




**SOFFIONI ANTICO**  
Antico ShowerHeads  
Pommes de douche Antico



**CASCATE**  
Cascades  
Cascades



**BODY JETS**



**BRACCI DOCCIA**  
Shower Arms  
Bras de douche




**SALISCENDI**  
Shower sliding bars  
Barres de douche



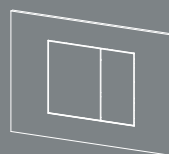
**DOCCETTE**  
Handshowers  
Douchettes



**PRESE ACQUA  
E SUPPORTI**  
Water outlets and holders  
Prises d'eau et supports



**FLESSIBILI**  
Flexibles  
Flexibles



**PLACCA WC**  
Toilet plate  
Plaque Toilette



**SHUT-OFF  
IDRO WC & PASSO RAPIDI**  
Shut-Off Hydro-WC Flush-Valve  
Shut-Off Hydro-WC Robinets de Chasse









PROGRAMMA ACQUA BENESSERE & VITA

## **COLONNE DOCCIA**

SHOWER COLUMNS

COLONNES DE DOUCHE

---


L'architettura non è altro che l'ordine, la disposizione, la bella apparenza, la proporzione delle parti tra loro, la convenienza e la distribuzione.

Architecture is nothing more than order, arrangement, beautiful appearance, the proportion of the parts, convenience and distribution.

L'architecture n'est rien d'autre que l'ordre, la disposition, la belle apparence, la proportion des parties entre elles, la praticité et la répartition.

*Michelangelo Buonarroti*









■ **COLONNE DOCCIA** | SHOWER COLUMNS | COLONNES DE DOUCHE

CD210AI



CD204



CD203



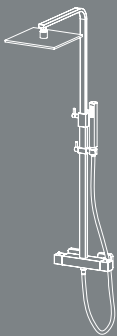
CD202



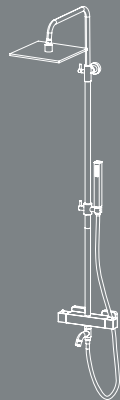
CD201



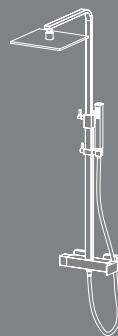
244220



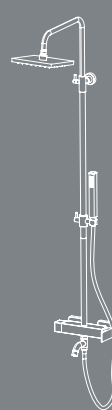
244222



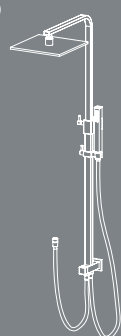
244210



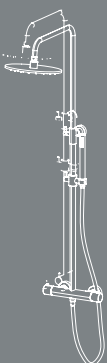
244212



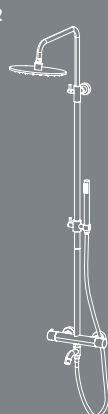
244200




242820



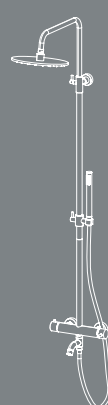
242822



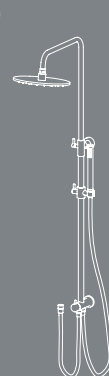
242810



242812

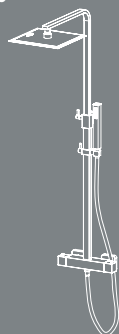


242800

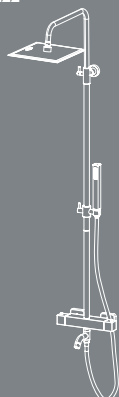


■ **COLONNE DOCCIA** | SHOWER COLUMNS | COLONNES DE DOUCHE

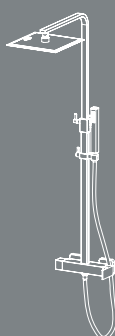
234220



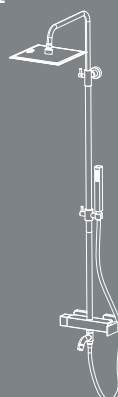
234222



234210




234212



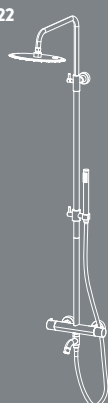
234200



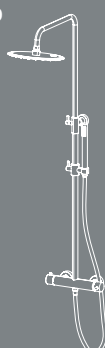
232820



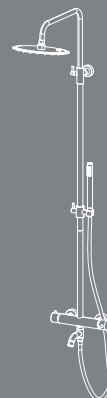
232822



232810



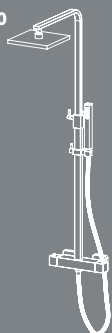
232812



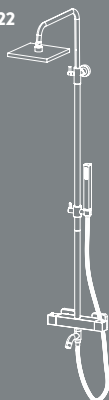
232800



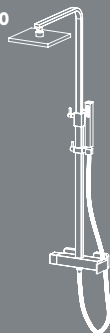
224220



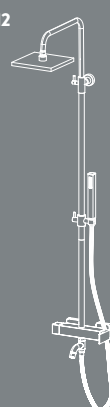
224222



224210



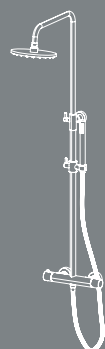
224212



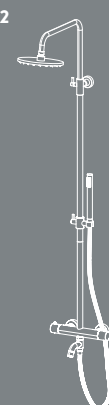
224200



222820



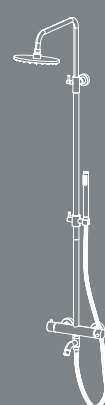
222822



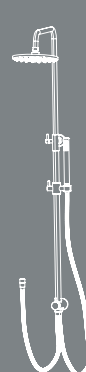
222810



222812



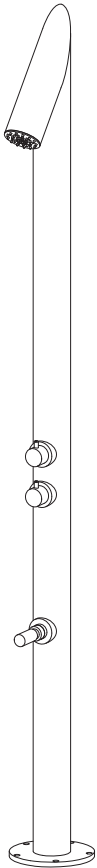
222800





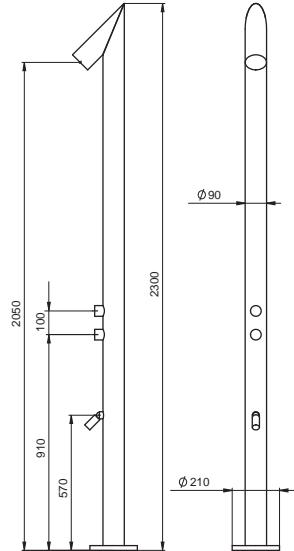
■ **COLONNE DOCCIA** | SHOWER COLUMNS | COLONNES DE DOUCHE

**CD210AI**



**COLONNA DOCCIA MULTIFUNZIONE IN ACCIAIO INOX PER ESTERNI**

MULTIFUNCTION OUTDOOR STAINLESS STEEL SHOWER COLUMN  
COLONNE DE DOUCHE EXTÉRIEUR EN ACIER INOX

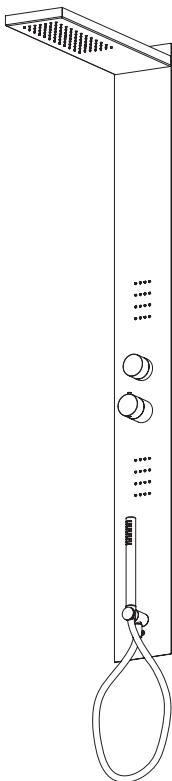


FIN.  
C

EURO  
2809,00



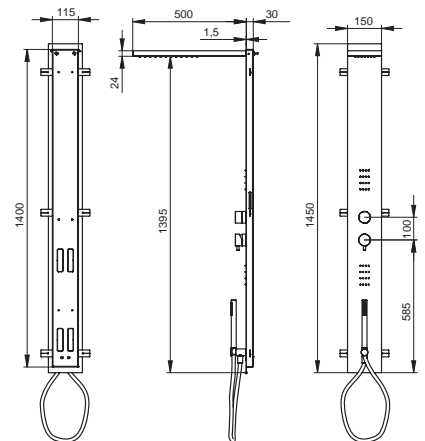
**CD204**



**COLONNA DOCCIA INCASSO IN ACCIAIO INOX CON MISCELATORE TERMOSTATICO A 3 VIE, BODY JETS ED ACCESSORI DOCCIA**

BUILT-IN STAINLESS STEEL SHOWER COLUMN WITH 3 WAYS THERMOSTATIC MIXER, BODY JETS AND SHOWER ACCESSORIES

COLONNE DE DOUCHE ENCASTRÉE EN ACIER INOX AVEC MITIGEUR THERMOSTATIQUE À 3 SORTIES, BODY JETS ET ACCESSOIRES DE DOUCHE



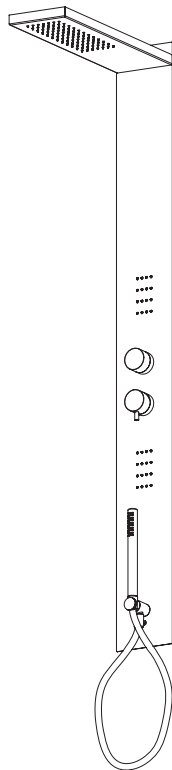
FIN.  
C  
NO|BI  
NS

EURO  
3340,00  
5344,00  
6346,00



■ **COLONNE DOCCIA** | SHOWER COLUMNS | COLONNES DE DOUCHE

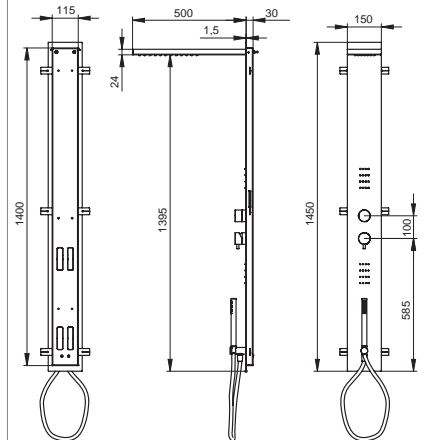
**CD203**



**COLONNA DOCCIA INCASSO IN ACCIAIO INOX CON MISCELATORE A 3 VIE, BODY JETS ED ACCESSORI DOCCIA**

BUILT-IN STAINLESS STEEL SHOWER COLUMN WITH 3 WAYS MIXER, BODY JETS AND SHOWER ACCESSORIES

COLONNE DE DOUCHE ENCASTRÉE EN ACIER INOX AVEC MITIGEUR À 3 SORTIES, BODY JETS ET ACCESSOIRES DE DOUCHE



FIN.

C  
NO | BI  
NS

EURO

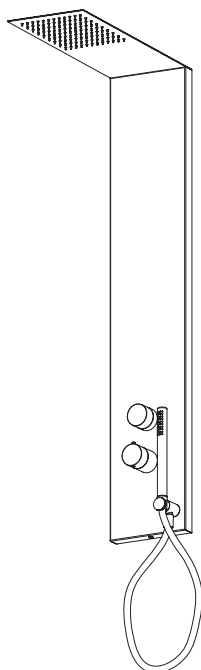
**2850,00**

**4560,00**

**5415,00**



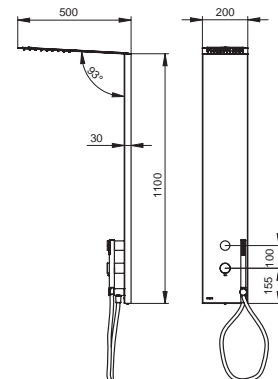
**CD202**



**COLONNA DOCCIA ESTERNA IN ACCIAIO INOX CON MISCELATORE TERMOSTATICO A 2 VIE, ACCESSORI DOCCIA E VALVOLA DI SICUREZZA**

EXTERNAL STAINLESS STEEL SHOWER COLUMN WITH 2 WAYS THERMOSTATIC MIXER, SHOWER ACCESSORIES AND SAFETY VALVE

COLONNE DE DOUCHE EXTÉRIEN EN ACIER INOX AVEC MITIGEUR THERMOSTATIQUE À 2 SORTIES, ACCESSOIRES DE DOUCHE ET VALVE DE SÉCURITÉ



FIN.

C  
NO | BI  
NS  
OR

EURO

**2250,00**

**3600,00**

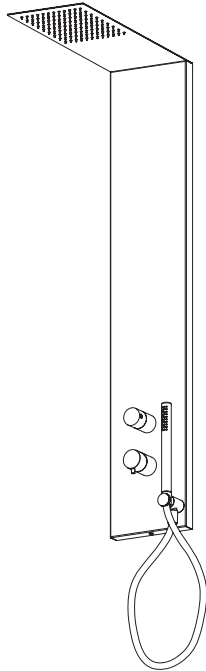
**4275,00**

**4950,00**



## COLONNE DOCCIA | SHOWER COLUMNS | COLONNES DE DOUCHE

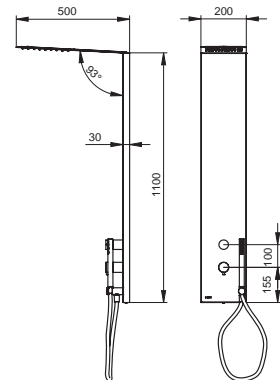
### CD201



#### COLONNA DOCCIA ESTERNA IN ACCIAIO INOX CON MISCELATORE MONOCOMANDO A 2 VIE, ACCESSORI DOCCIA E VALVOLA DI SICUREZZA

EXTERNAL STAINLESS STEEL SHOWER COLUMN  
WITH 2 WAYS MIXER, SHOWER ACCESSORIES AND  
SAFETY VALVE

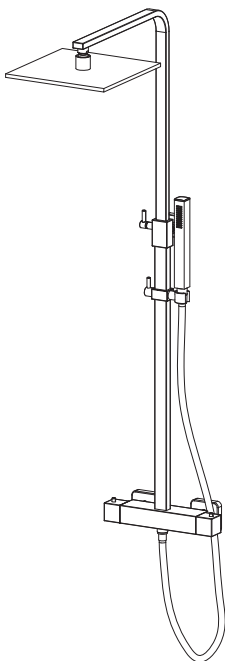
COLONNE DE DOUCHE EXTÉRIEL EN ACIER INOX  
AVEC MITIGEUR À 2 SORTIES, ACCESSOIRES DE  
DOUCHE ET VALVE DE SÉCURITÉ



FIN.	EURO
C	<b>1873,00</b>
NO   BI	<b>2998,00</b>
NS	<b>3560,00</b>
OR	<b>4122,00</b>



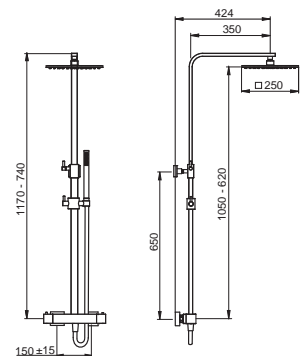
### 244220



#### COLONNA DOCCIA TELESCOPICA QUADRATA CON MISCELATORE TERMOSTATICO, DEVIATORE A 2 VIE, ACCESSORI E SOFFIONE IN OTTONE

TELESCOPIC SQUARED SHOWER COLUMN WITH  
THERMOSTATIC MIXER, 2 WAYS DIVERTER, BRASS  
ACCESSORIES AND SHOWER HEAD

COLONNE DE DOUCHE TÉLESCOPIQUE CARRÉE  
AVEC MITIGEUR THERMOSTATIQUE, INVERSEUR 2  
SORTIES, ACCESSOIRES ET POMME DE DOUCHE EN  
LAITON



FIN.	EURO
C	<b>899,00</b>
NO   BI	<b>1439,00</b>
RO   GO   NS   TU	<b>1709,00</b>
OR   OS   NE	<b>2474,00</b>

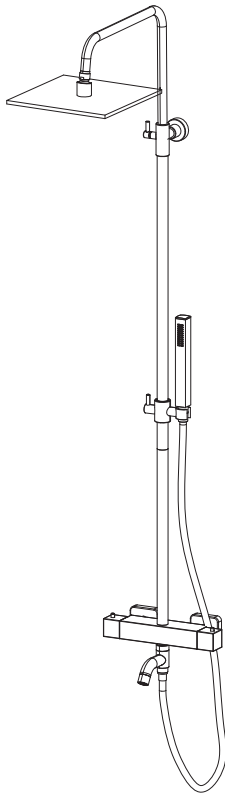
Per |For|Pour Thermo Balance **+ € 20,00**

Articolo|Item|Reference +0TB (ES. 00000C-0TB € 000,00 + € 20,00)



■ **COLONNE DOCCIA** | SHOWER COLUMNS | COLONNES DE DOUCHE

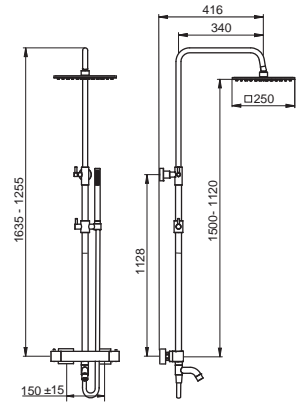
**244222**



**COLONNA DOCCIA TELESCOPICA QUADRATA CON TUBO TONDO, MISCELATORE TERMOSTATICO, DEVIATORE A 2 VIE, ACCESSORI E SOFFIONE IN OTTONE, BOCCA DEVIATRICE PER VASCA**

TELESCOPIC SQUARED SHOWER COLUMN WITH ROUND TUBE, THERMOSTATIC MIXER, 2 WAYS DIVERTER, BRASS ACCESSORIES AND SHOWER HEAD, DIVERTED BATH SPOUT

COLONNE DE DOUCHE TÉLESCOPIQUE CARRÉE AVEC TUBE ROND, MITIGEUR THERMOSTATIQUE, INVERSEUR 2 SORTIES, ACCESSOIRES ET POMME DE DOUCHE EN LAITON, BÈC INVERSEUR POUR BAIGNOIRE



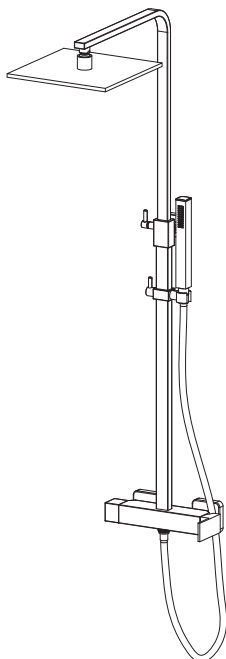
FIN.	EURO
C	<b>992,00</b>
NO BI	<b>1588,00</b>
RO GO NS TU	<b>1886,00</b>
OR OS NE	<b>2730,00</b>

Per |For|Pour Thermo Balance + € 20,00

Articolo|Item|Reference +OTB (ES. 00000C-OTB € 000,00 +€ 20,00)



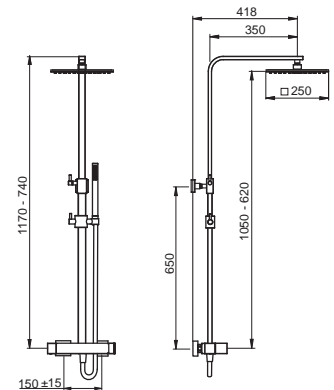
**244210**



**COLONNA DOCCIA TELESCOPICA QUADRATA CON MISCELATORE, DEVIATORE A 2 VIE, ACCESSORI E SOFFIONE IN OTTONE.**

TELESCOPIC SQUARED SHOWER COLUMN WITH MIXER, 2 WAYS DIVERTER, BRASS ACCESSORIES AND SHOWER HEAD

COLONNE DE DOUCHE TÉLESCOPIQUE CARRÉE AVEC MITIGEUR, INVERSEUR 2 SORTIES, ACCESSOIRES ET POMME DE DOUCHE EN LAITON

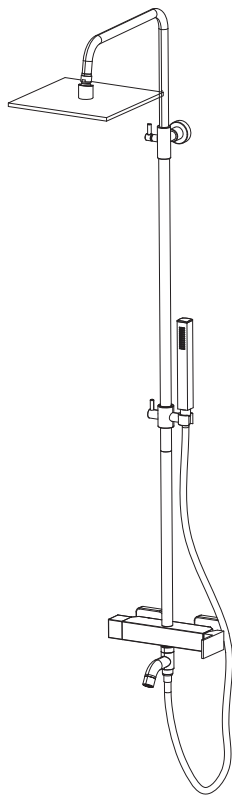


FIN.	EURO
C	<b>841,00</b>
NO BI	<b>1345,00</b>
RO GO NS TU	<b>1598,00</b>
OR OS NE	<b>2313,00</b>



## ■ COLONNE DOCCIA | SHOWER COLUMNS | COLONNES DE DOUCHE

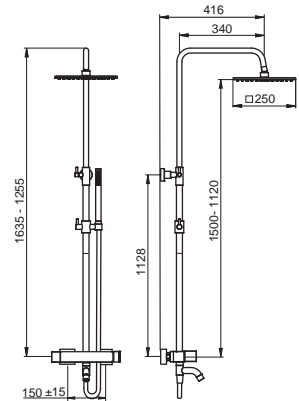
244212



**COLONNA DOCCIA TELESCOPICA QUADRATA  
CON TUBO TONDO, MISCELATORE, DEVIATORE A  
2 VIE, ACCESSORI E SOFFIONE IN OTTONE, BOCCA  
DEVIATRICE PER VASCA**

TELESCOPIC SQUARED SHOWER COLUMN WITH  
ROUND TUBE, MIXER, 2 WAYS DIVERTER, BRASS  
ACCESSORIES AND SHOWER HEAD, DIVERTED BATH  
SPOUT

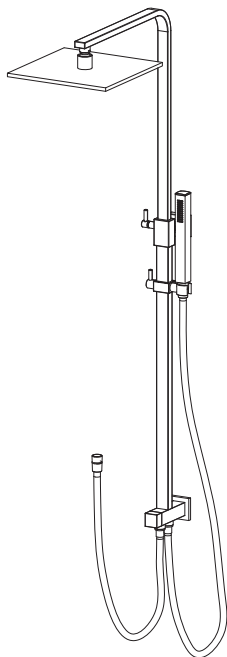
COLONNE DE DOUCHE TÉLESCOPIQUE CARRÉE  
AVEC TUBE ROND, MITIGEUR, INVERSEUR 2 SORTIES,  
ACCESSOIRES ET POMME DE DOUCHE EN LAITON,  
BEC INVERSEUR POUR BAIGNOIRE



FIN.	EURO
C	934,00
NO BI	1494,00
RO GO NS TU	1774,00
OR OS NE	2569,00



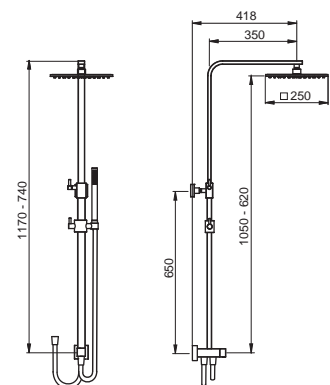
244200



**COLONNA DOCCIA TELESCOPICA QUADRATA  
SENZA MISCELATORE, CON DEVIATORE A 2 VIE,  
ACCESSORI E SOFFIONE IN OTTONE**

TELESCOPIC SQUARED SHOWER COLUMN  
WITHOUT MIXER, WITH 2 WAYS DIVERTER, BRASS  
ACCESSORIES AND SHOWER HEAD

COLONNE DE DOUCHE TÉLESCOPIQUE CARRÉE  
SANS MITIGEUR, AVEC INVERSEUR 2 SORTIES,  
ACCESSOIRES ET POMME DE DOUCHE EN LAITON

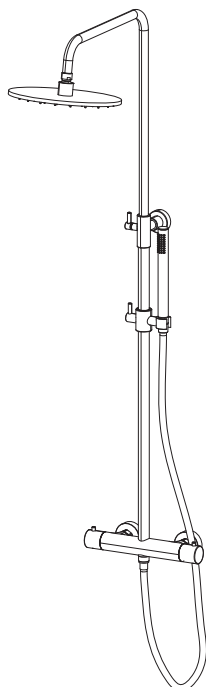


FIN.	EURO
C	658,00
NO BI	1053,00
RO GO NS TU	1250,00
OR OS NE	1811,00



■ COLONNE DOCCIA | SHOWER COLUMNS | COLONNES DE DOUCHE

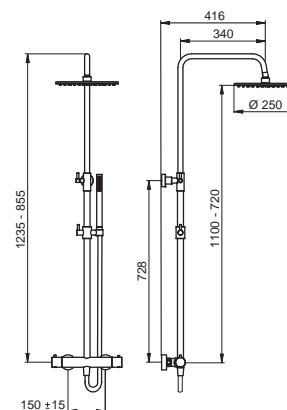
242820



**COLONNA DOCCIA TELESCOPICA TONDA CON MISCELATORE TERMOSTATICO, DEVIATORE A 2 VIE, ACCESSORI E SOFFIONE IN OTTONE**

TELESCOPIC ROUND SHOWER COLUMN WITH THERMOSTATIC MIXER, 2 WAYS DIVERTER, BRASS ACCESSORIES AND SHOWER HEAD

COLONNE DE DOUCHE TÉLESCOPIQUE RONDE AVEC MITIGEUR THERMOSTATIQUE, INVERSEUR 2 SORTIES, ACCESSOIRES ET POMME DE DOUCHE EN LAITON



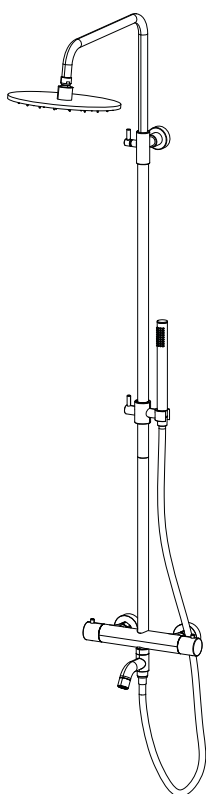
FIN.	EURO
C	<b>768,00</b>
NO BI	<b>1229,00</b>
OO RO GO BR RA NS TU	<b>1460,00</b>
OR OS NE	<b>2114,00</b>

Per |For|Pour Thermo Balance + € 20,00

Articolo|Item|Reference +0TB (ES. 00000C-0TB € 000,00 + € 20,00)



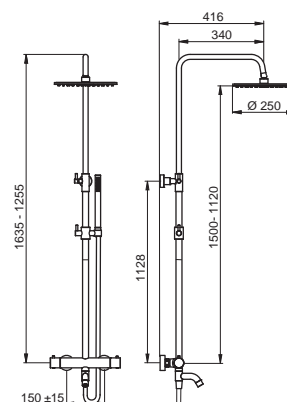
242822



**COLONNA DOCCIA TELESCOPICA TONDA CON MISCELATORE TERMOSTATICO, DEVIATORE A 2 VIE, ACCESSORI E SOFFIONE IN OTTONE, BOCCA DEVIATRICE PER VASCA**

TELESCOPIC ROUND SHOWER COLUMN WITH THERMOSTATIC MIXER, 2 WAYS DIVERTER, BRASS ACCESSORIES AND SHOWER HEAD, DIVERTED BATH SPOUT

COLONNE DE DOUCHE TÉLESCOPIQUE RONDE AVEC MITIGEUR THERMOSTATIQUE, INVERSEUR 2 SORTIES, ACCESSOIRES ET POMME DE DOUCHE EN LAITON, BEC INVERSEUR POUR BAIGNOIRE



FIN.	EURO
C	<b>914,00</b>
NO BI	<b>1463,00</b>
OO RO GO BR RA NS TU	<b>1737,00</b>
OR OS NE	<b>2515,00</b>

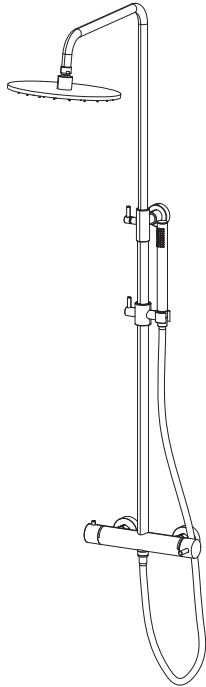
Per |For|Pour Thermo Balance + € 20,00

Articolo|Item|Reference +0TB (ES. 00000C-0TB € 000,00 + € 20,00)



## COLONNE DOCCIA | SHOWER COLUMNS | COLONNES DE DOUCHE

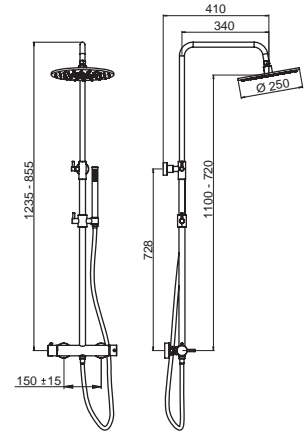
242810



**COLONNA DOCCIA TELESCOPICA TONDA CON MISCELATORE, DEVIATORE A 2 VIE, ACCESSORI E SOFFIONE IN OTTONE.**

TELESCOPIC ROUND SHOWER COLUMN WITH MIXER, 2 WAYS DIVERTER, BRASS ACCESSORIES AND SHOWER HEAD

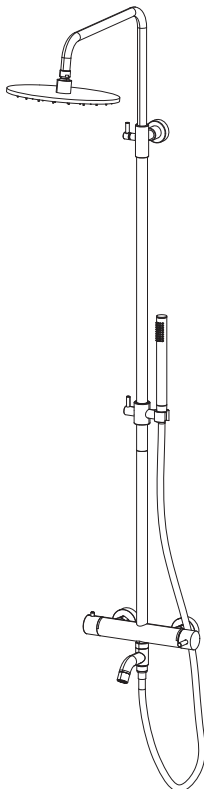
COLONNE DE DOUCHE TÉLESCOPIQUE RONDE AVEC MITIGEUR, INVERSEUR 2 SORTIES, ACCESSOIRES ET POMME DE DOUCHE EN LAITON



FIN.	EURO
C	675,00
NO BI	1080,00
OO RO GO BR RA NS TU	1283,00
OR OS NE	1857,00



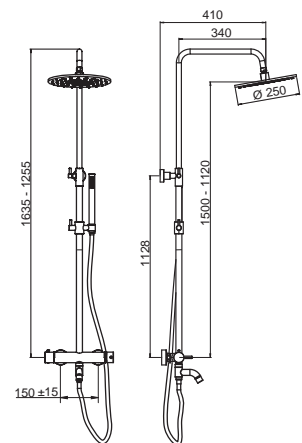
242812



**COLONNA DOCCIA TELESCOPICA TONDA CON MISCELATORE, DEVIATORE A 2 VIE, ACCESSORI E SOFFIONE IN OTTONE, BOCCA DEVIATRICE PER VASCA**

TELESCOPIC ROUND SHOWER COLUMN WITH MIXER, 2 WAYS DIVERTER, BRASS ACCESSORIES AND SHOWER HEAD, DIVERTED BATH SPOUT

COLONNE DE DOUCHE TÉLESCOPIQUE RONDE AVEC MITIGEUR, INVERSEUR 2 SORTIES, ACCESSOIRES ET POMME DE DOUCHE EN LAITON, BEC INVERSEUR POUR BAIGNOIRE

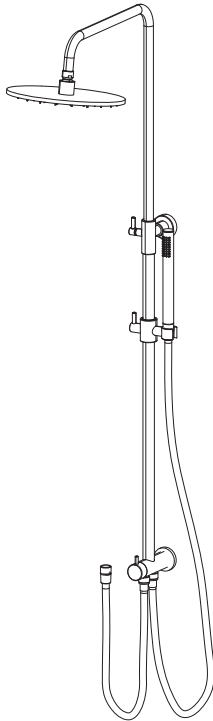


FIN.	EURO
C	841,00
NO BI	1346,00
OO RO GO BR RA NS TU	1598,00
OR OS NE	2314,00



■ **COLONNE DOCCIA** | SHOWER COLUMNS | COLONNES DE DOUCHE

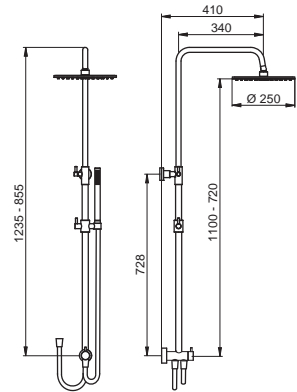
**242800**



**COLONNA DOCCIA TELESCOPICA TONDA SENZA MISCELATORE, CON DEVIATORE A 2 VIE, ACCESSORI E SOFFIONE IN OTTONE**

TELESCOPIC ROUND SHOWER COLUMN WITHOUT MIXER, WITH 2 WAYS DIVERTER, BRASS ACCESSORIES AND SHOWER HEAD

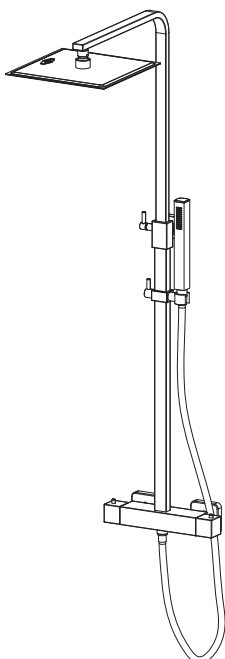
COLONNE DE DOUCHE TÉLESCOPIQUE RONDE SANS MITIGEUR, AVEC INVERSEUR 2 SORTIES, ACCESSOIRES ET POMME DE DOUCHE EN LAITON



FIN.	EURO
C	<b>540,00</b>
NO BI	<b>864,00</b>
OO RO GO BR RA NS TU	<b>1026,00</b>
OR OS NE	<b>1486,00</b>



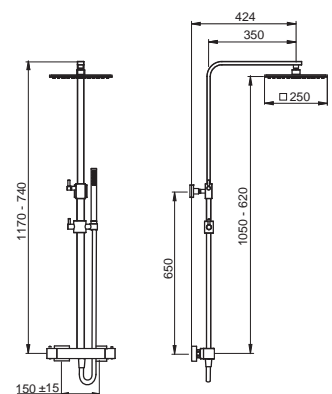
**234220**



**COLONNA DOCCIA TELESCOPICA QUADRATA CON MISCELATORE TERMOSTATICO, DEVIATORE A 2 VIE, ACCESSORI IN ABS E SOFFIONE IN ACCIAIO INOX**

TELESCOPIC SQUARED SHOWER COLUMN WITH THERMOSTATIC MIXER, 2 WAYS DIVERTER, ABS ACCESSORIES AND STAINLESS STEEL SHOWER HEAD

COLONNE DE DOUCHE TÉLESCOPIQUE CARRÉE AVEC MITIGEUR THERMOSTATIQUE, INVERSEUR 2 SORTIES, ACCESSOIRES EN ABS ET POMME DE DOUCHE EN ACIER INOX



FIN.	EURO
C	<b>755,00</b>
NO BI	<b>1208,00</b>
NS	<b>1434,00</b>
OR	<b>2077,00</b>

Per |For|Pour Thermo Balance **+ € 20,00**

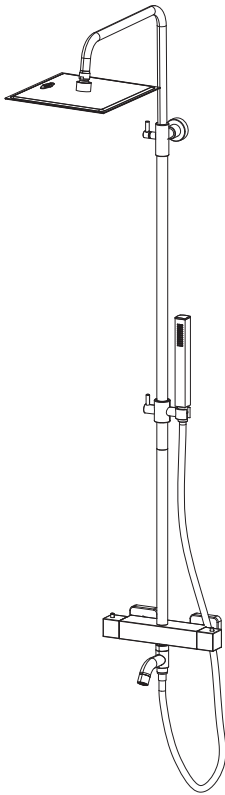
Articolo|Item|Reference +OTB (ES. 00000C-OTB € 000,00 + € 20,00)





■ **COLONNE DOCCIA** | SHOWER COLUMNS | COLONNES DE DOUCHE

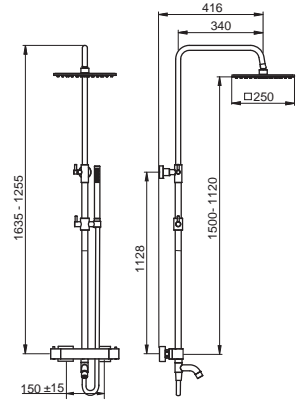
**234222**



**COLONNA DOCCIA TELESCOPICA QUADRATA CON TUBO TONDO, MISCELATORE TERMOSTATICO, DEVIATORE A 2 VIE, ACCESSORI, SOFFIONE IN ACCIAIO, BOCCA DEVIATRICE PER VASCA**

TELESCOPIC SQUARED SHOWER COLUMN WITH ROUND TUBE, THERMOSTATIC MIXER, 2 WAYS DIVERTER, ACCESSORIES, STAINLESS STEEL SHOWER HEAD, DIVERTED BATH SPOUT

COLONNE DE DOUCHE TÉLESCOPIQUE CARRÉE AVEC TUBE ROND, MITIGEUR THERMOSTATIQUE, INVERSEUR 2 SORTIES, ACCESSOIRES, POMME DE DOUCHE EN ACIER INOX, BEC INVERSEUR POUR BAIGNOIRE



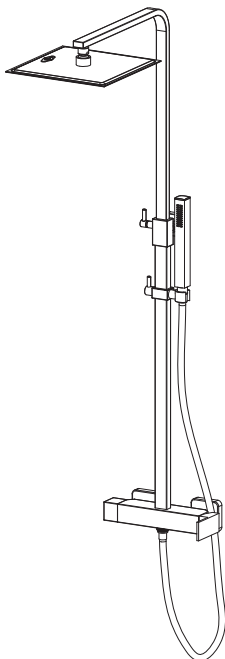
FIN.	EURO
C	<b>832,00</b>
NO   BI	<b>1331,00</b>
NS	<b>1581,00</b>
OR	<b>2289,00</b>

Per |For|Pour Thermo Balance **+ € 20,00**

Articolo|Item|Reference +0TB (ES. 00000C-0TB € 000,00 + € 20,00)



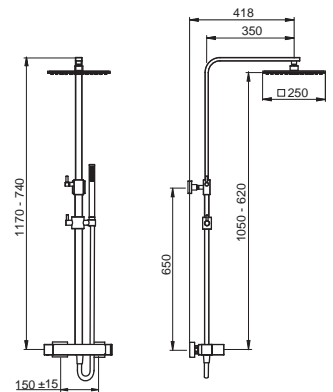
**234210**



**COLONNA DOCCIA TELESCOPICA QUADRATA CON MISCELATORE, DEVIATORE A 2 VIE, ACCESSORI IN ABS E SOFFIONE IN ACCIAIO INOX**

TELESCOPIC SQUAREDD SHOWER COLUMN WITH MIXER, 2 WAYS DIVERTER, ABS ACCESSORIES AND STAINLESS STEEL SHOWER HEAD

COLONNE DE DOUCHE TÉLESCOPIQUE CARRÉE AVEC MITIGEUR, INVERSEUR 2 SORTIES, ACCESSOIRES EN ABS ET POMME DE DOUCHE EN ACIER INOX

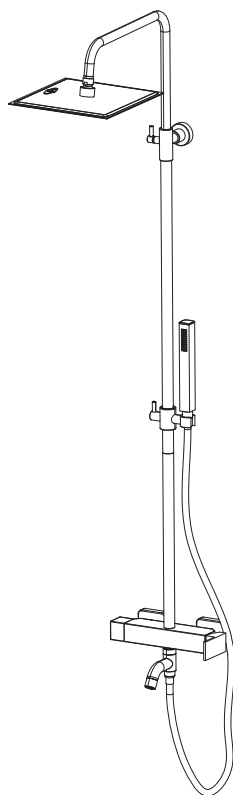


FIN.	EURO
C	<b>685,00</b>
NO   BI	<b>1096,00</b>
NS	<b>1301,00</b>
OR	<b>1884,00</b>



■ **COLONNE DOCCIA** | SHOWER COLUMNS | COLONNES DE DOUCHE

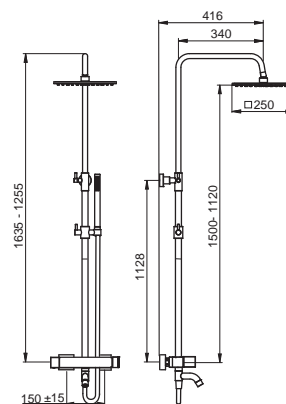
**234212**



**COLONNA DOCCIA TELESCOPICA QUADRATA CON TUBO TONDO, MISCELATORE, DEVIATORE A 2 VIE, ACCESSORI E SOFFIONE IN ABS, BOCCA DEVIATRICE PER VASCA**

TELESCOPIC SQUARED SHOWER COLUMN WITH ROUND TUBE, MIXER, 2 WAYS DIVERTER, ABS ACCESSORIES AND SHOWER HEAD, DIVERTED BATH SPOUT

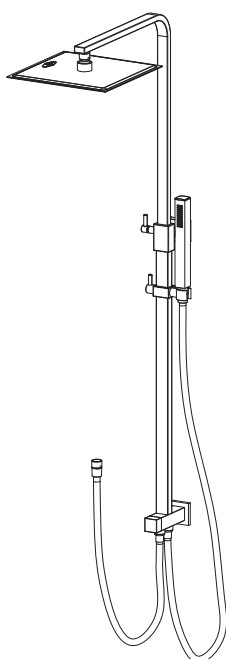
COLONNE DE DOUCHE TÉLESCOPIQUE CARRÉE AVEC TUBE ROND, MITIGEUR, INVERSEUR 2 SORTIES, ACCESSOIRES ET POMME DE DOUCHE EN ABS, BEC INVERSEUR POUR BAIGNOIRE



FIN.	EURO
C	<b>774,00</b>
NO BI	<b>1238,00</b>
NS	<b>1471,00</b>
OR	<b>2129,00</b>



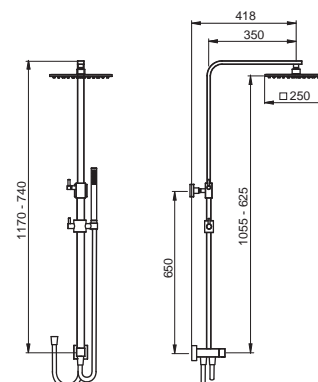
**234200**



**COLONNA DOCCIA TELESCOPICA QUADRATA SENZA MISCELATORE, CON DEVIATORE A 2 VIE, ACCESSORI IN ABS E SOFFIONE IN ACCIAIO INOX**

TELESCOPIC SQUARED SHOWER COLUMN WITHOUT MIXER, WITH 2 WAYS DIVERTER, ABS ACCESSORIES AND STAINLESS STEEL SHOWER HEAD

COLONNE DE DOUCHE TÉLESCOPIQUE CARRÉE SANS MITIGEUR, AVEC INVERSEUR 2 SORTIES, ACCESSOIRES EN ABS ET POMME DE DOUCHE EN ACIER INOX

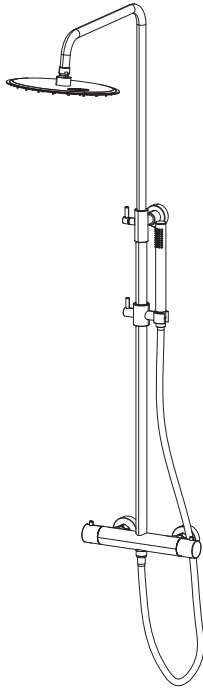


FIN.	EURO
C	<b>498,00</b>
NO BI	<b>796,00</b>
NS	<b>946,00</b>
OR	<b>1370,00</b>



## COLONNE DOCCIA | SHOWER COLUMNS | COLONNES DE DOUCHE

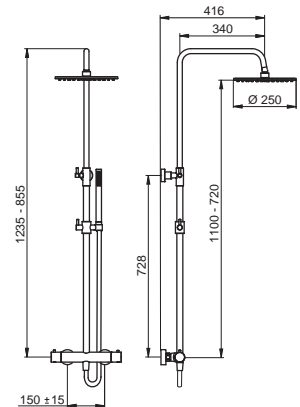
232820



### COLONNA DOCCIA TELESCOPICA TONDA CON MISCELATORE TERMOSTATICO, DEVIATORE A 2 VIE, ACCESSORI IN ABS E SOFFIONE IN ACCIAIO INOX

TELESCOPIC ROUND SHOWER COLUMN WITH THERMOSTATIC MIXER, 2 WAYS DIVERTER, ABS ACCESSORIES AND STAINLESS STEEL SHOWER HEAD

COLONNE DE DOUCHE TÉLESCOPIQUE RONDE AVEC MITIGEUR THERMOSTATIQUE, INVERSEUR 2 SORTIES, ACCESSOIRES EN ABS ET POMME DE DOUCHE EN ACIER INOX



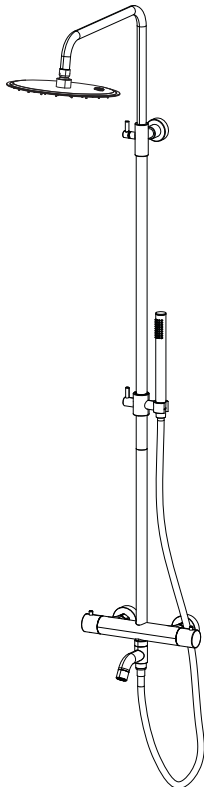
FIN.	EURO
C	<b>606,00</b>
NO   BI	<b>970,00</b>
NS	<b>1152,00</b>
OR	<b>1668,00</b>

Per |For|Pour Thermo Balance + € 20,00

Articolo|Item|Reference +0TB (ES. 00000C-0TB € 000,00 + € 20,00)



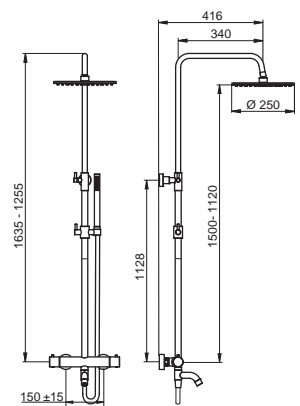
232822



### COLONNA DOCCIA TELESCOPICA TONDA CON MISCELATORE TERMOSTATICO, DEVIATORE A 2 VIE, ACCESSORI IN ABS E SOFFIONE IN ACCIAIO INOX, BOCCA DEVIATRICE PER VASCA

TELESCOPIC ROUND SHOWER COLUMN WITH THERMOSTATIC MIXER, 2 WAYS DIVERTER, ABS ACCESSORIES AND STAINLESS STEEL SHOWER HEAD, DIVERTED BATH SPOUT

COLONNE DE DOUCHE TÉLESCOPIQUE RONDE AVEC MITIGEUR THERMOSTATIQUE, INVERSEUR 2 SORTIES, ACCESSOIRES EN ABS ET POMME DE DOUCHE EN ACIER INOX, BEC INVERSEUR POUR BAIGNOIRE



FIN.	EURO
C	<b>778,00</b>
NO   BI	<b>1245,00</b>
NS	<b>1479,00</b>
OR	<b>2141,00</b>

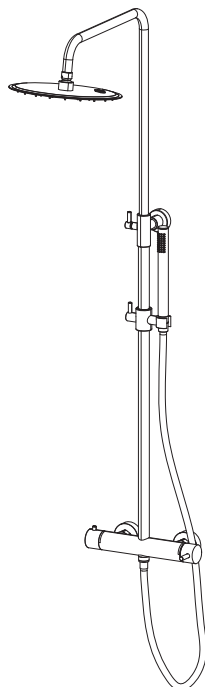
Per |For|Pour Thermo Balance + € 20,00

Articolo|Item|Reference +0TB (ES. 00000C-0TB € 000,00 + € 20,00)



■ **COLONNE DOCCIA** | SHOWER COLUMNS | COLONNES DE DOUCHE

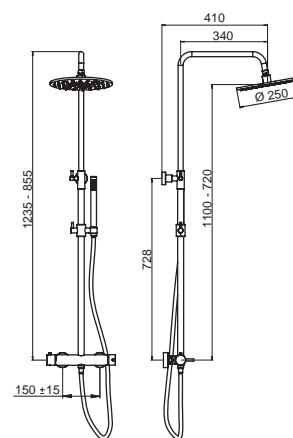
**232810**



**COLONNA DOCCIA TELESCOPICA TONDA CON MISCELATORE, DEVIATORE A 2 VIE, ACCESSORI IN ABS E SOFFIONE IN ACCIAIO INOX**

TELESCOPIC ROUND SHOWER COLUMN WITH MIXER, 2 WAYS DIVERTER, ABS ACCESSORIES AND STAINLESS STEEL SHOWER HEAD

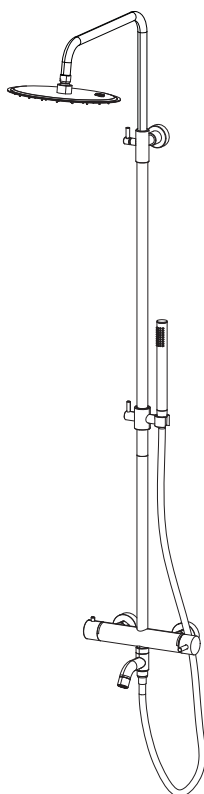
COLONNE DE DOUCHE TÉLESCOPIQUE RONDE AVEC MITIGEUR, INVERSEUR 2 SORTIES, ACCESSOIRES EN ABS ET POMME DE DOUCHE EN ACIER INOX



FIN.	EURO
C	519,00
NO BI	831,00
NS	987,00
OR	1429,00



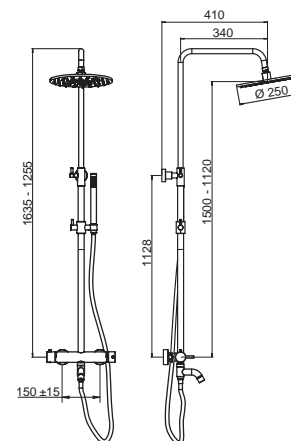
**232812**



**COLONNA DOCCIA TELESCOPICA TONDA CON MISCELATORE, DEVIATORE A 2 VIE, ACCESSORI IN ABS E SOFFIONE IN ACCIAIO INOX, BOCCA DEVIATRICE PER VASCA**

TELESCOPIC ROUND SHOWER COLUMN WITH MIXER, 2 WAYS DIVERTER, ABS ACCESSORIES AND STAINLESS STEEL SHOWER HEAD, DIVERTED BATH SPOUT

COLONNE DE DOUCHE TÉLESCOPIQUE RONDE AVEC MITIGEUR, INVERSEUR 2 SORTIES, ACCESSOIRES EN ABS ET POMME DE DOUCHE EN ACIER INOX, BEC INVERSEUR POUR BAIGNOIRE

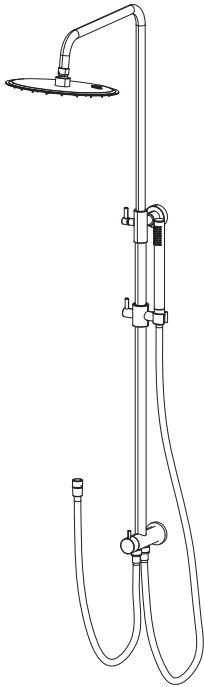


FIN.	EURO
C	705,00
NO BI	1128,00
NS	1340,00
OR	1940,00



## COLONNE DOCCIA | SHOWER COLUMNS | COLONNES DE DOUCHE

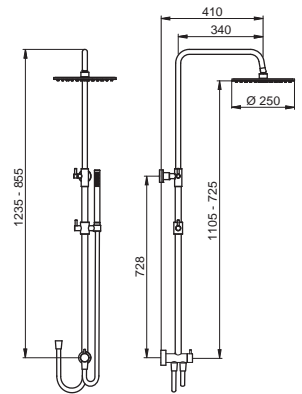
232800



**COLONNA DOCCIA TELESCOPICA TONDA SENZA MISCELATORE, CON DEVIATORE A 2 VIE, ACCESSORI IN ABS E SOFFIONE IN ACCIAIO INOX**

TELESCOPIC ROUND SHOWER COLUMN WITHOUT MIXER, WITH 2 WAYS DIVERTER, ABS ACCESSORIES AND STAINLESS STEEL SHOWER HEAD

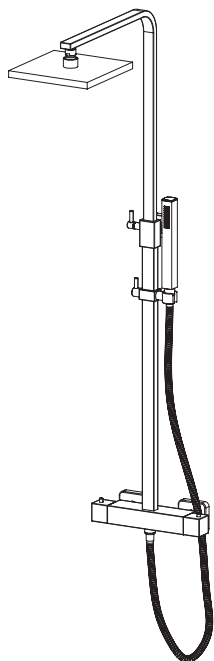
COLONNE DE DOUCHE TÉLESCOPIQUE RONDE SANS MITIGEUR, AVEC INVERSEUR 2 SORTIES, ACCESSOIRES EN ABS ET POMME DE DOUCHE EN ACIER INOX



FIN.	EURO
C	<b>403,00</b>
NO   BI	<b>644,00</b>
NS	<b>765,00</b>
OR	<b>1108,00</b>



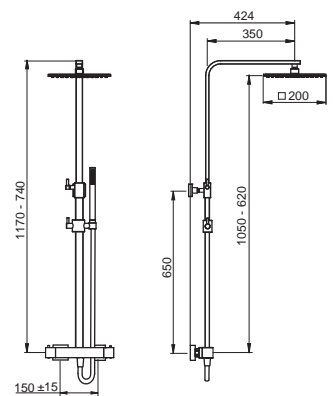
224220



**COLONNA DOCCIA TELESCOPICA QUADRATA CON MISCELATORE TERMOSTATICO, DEVIATORE A 2 VIE, ACCESSORI E SOFFIONE IN ABS**

TELESCOPIC SQUARED SHOWER COLUMN WITH THERMOSTATIC MIXER, 2 WAYS DIVERTER, ABS ACCESSORIES AND SHOWER HEAD

COLONNE DE DOUCHE TÉLESCOPIQUE CARRÉE AVEC MITIGEUR THERMOSTATIQUE, INVERSEUR 2 SORTIES, ACCESSOIRES ET POMME DE DOUCHE EN ABS

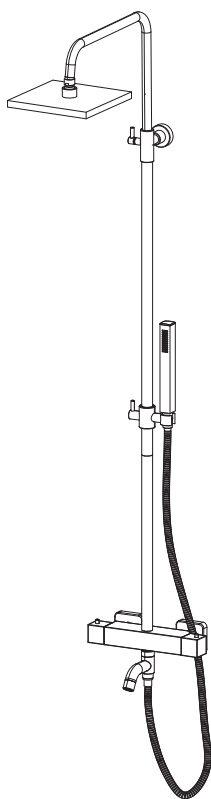


FIN.	EURO
C	<b>660,00</b>
Per  For Pour Thermo Balance	<b>+ € 20,00</b>
Articolo Item Reference +0TB (ES. 00000C-0TB € 000,00 + € 20,00)	



■ **COLONNE DOCCIA** | SHOWER COLUMNS | COLONNES DE DOUCHE

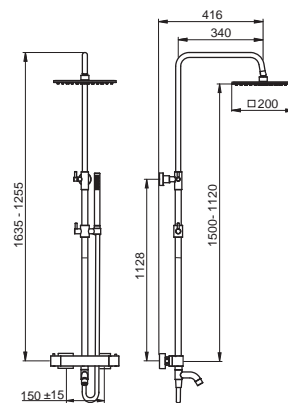
**224222**



**COLONNA DOCCIA TELESCOPICA QUADRATA CON TUBO TONDO, MISCELATORE TERMOSTATICO, DEVIATORE A 2 VIE, ACCESSORI E SOFFIONE IN ABS, BOCCA DEVIATRICE PER VASCA**

TELESCOPIC SQUARED SHOWER COLUMN WITH ROUND TUBE, THERMOSTATIC MIXER, 2 WAYS DIVERTER, ABS ACCESSORIE SHOWER HEAD, DIVERTED BATH SPOUT

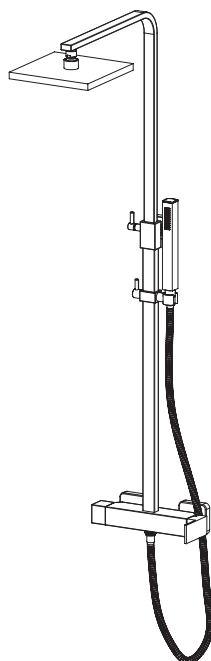
COLONNE DE DOUCHE TÉLESCOPIQUE CARRÉE AVEC TUBE ROND, MITIGEUR THERMOSTATIQUE, INVERSEUR 2 SORTIES, ACCESSOIRES ET POMME DE DOUCHE EN ABS, BEC INVERSEUR POUR BAIGNOIRE



<b>FIN.</b>	<b>EURO</b>
C	<b>732,00</b>
Per  For Pour Thermo Balance	<b>+ € 20,00</b>
Articolo Item Reference +0TB (ES. 00000C-0TB € 000,00 + € 20,00)	



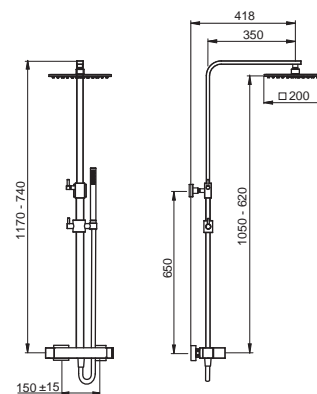
**224210**



**COLONNA DOCCIA TELESCOPICA QUADRATA CON MISCELATORE, DEVIATORE A 2 VIE, ACCESSORI E SOFFIONE IN ABS**

TELESCOPIC SQUAREDD SHOWER COLUMN WITH MIXER, 2 WAYS DIVERTER, ABS ACCESSORIES AND SHOWER HEAD

COLONNE DE DOUCHE TÉLESCOPIQUE CARRÉE AVEC MITIGEUR, INVERSEUR 2 SORTIES, ACCESSOIRES ET POMME DE DOUCHE EN ABS

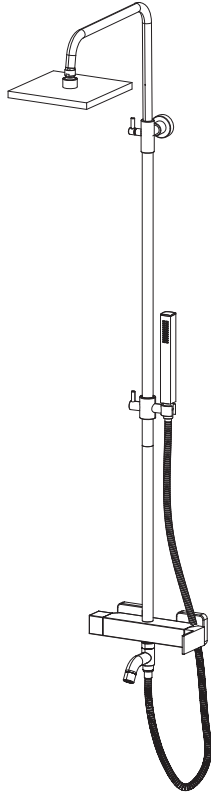


<b>FIN.</b>	<b>EURO</b>
C	<b>614,00</b>



■ **COLONNE DOCCIA** | SHOWER COLUMNS | COLONNES DE DOUCHE

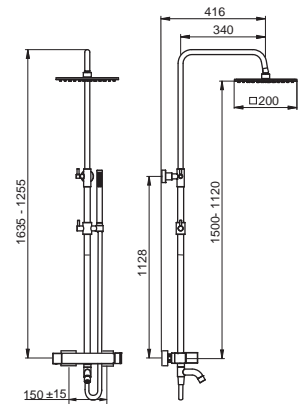
**224212**



**COLONNA DOCCIA TELESCOPICA QUADRATA CON TUBO TONDO, MISCELATORE, DEVIATORE A 2 VIE, ACCESSORI E SOFFIONE IN ABS, BOCCA DEVIATRICE PER VASCA**

TELESCOPIC SQUARED SHOWER COLUMN WITH ROUND TUBE, MIXER, 2 WAYS DIVERTER, ABS ACCESSORIES AND SHOWER HEAD, DIVERTED BATH SPOUT

COLONNE DE DOUCHE TÉLESCOPIQUE CARRÉE AVEC TUBE ROND, MITIGEUR, INVERSEUR 2 SORTIES, ACCESSOIRES ET POMME DE DOUCHE EN ABS, BEC INVERSEUR POUR BAIGNOIRE

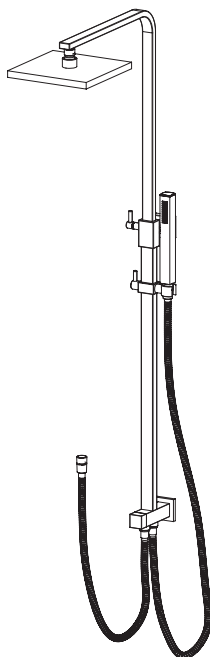


FIN.  
C

EURO  
**674,00**



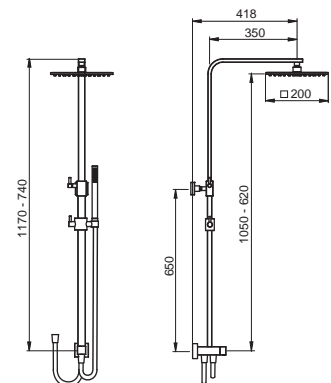
**224200**



**COLONNA DOCCIA TELESCOPICA QUADRATA SENZA MISCELATORE, CON DEVIATORE A 2 VIE, ACCESSORI E SOFFIONE IN ABS**

TELESCOPIC SQUARED SHOWER COLUMN WITHOUT MIXER, WITH 2 WAYS DIVERTER, ABS ACCESSORIES AND SHOWER HEAD

COLONNE DE DOUCHE TÉLESCOPIQUE CARRÉE SANS MITIGEUR, AVEC INVERSEUR 2 SORTIES, ACCESSOIRES ET POMME DE DOUCHE EN ABS



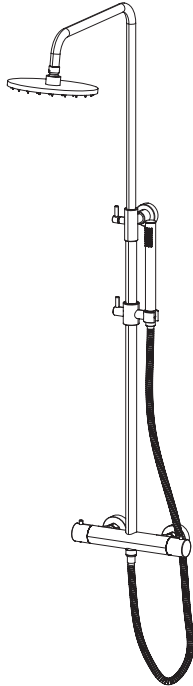
FIN.  
C

EURO  
**406,00**



■ **COLONNE DOCCIA** | SHOWER COLUMNS | COLONNES DE DOUCHE

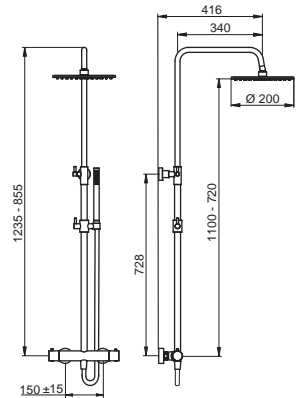
**222820**



**COLONNA DOCCIA TELESCOPICA TONDA CON MISCELATORE TERMOSTATICO, DEVIATORE A 2 VIE, ACCESSORI E SOFFIONE IN ABS**

TELESCOPIC ROUND SHOWER COLUMN WITH THERMOSTATIC MIXER, 2 WAYS DIVERTER, ABS ACCESSORIES AND SHOWER HEAD

COLONNE DE DOUCHE TÉLESCOPIQUE RONDE AVEC MITIGEUR THERMOSTATIQUE, INVERSEUR 2 SORTIES, ACCESSOIRES ET POMME DE DOUCHE EN ABS



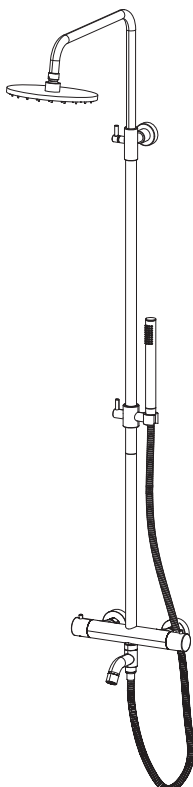
FIN.	EURO
C	<b>495,00</b>
NO	<b>792,00</b>

Per |For|Pour Thermo Balance **+ € 20,00**

Articolo|Item|Reference +OTB (ES. 00000C-OTB € 000,00 + € 20,00)



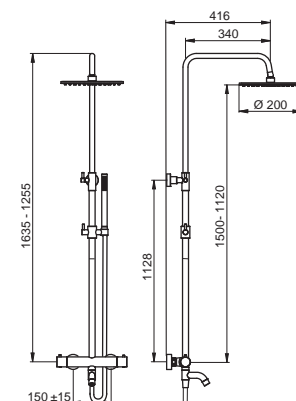
**222822**



**COLONNA DOCCIA TELESCOPICA TONDA CON MISCELATORE TERMOSTATICO, DEVIATORE A 2 VIE, ACCESSORI E SOFFIONE IN ABS, BOCCA DEVIATRICE PER VASCA**

TELESCOPIC ROUND SHOWER COLUMN WITH THERMOSTATIC MIXER, 2 WAYS DIVERTER, ABS ACCESSORIES AND SHOWER HEAD, DIVERTED BATH SPOUT

COLONNE DE DOUCHE TÉLESCOPIQUE RONDE AVEC MITIGEUR THERMOSTATIQUE, INVERSEUR 2 SORTIES, ACCESSOIRES ET POMME DE DOUCHE EN ABS, BEC INVERSEUR POUR BAIGNOIRE



FIN.	EURO
C	<b>676,00</b>
NO	<b>1082,00</b>

Per |For|Pour Thermo Balance **+ € 20,00**

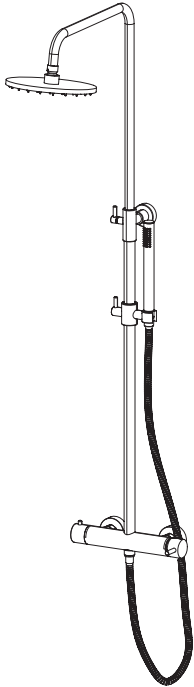
Articolo|Item|Reference +OTB (ES. 00000C-OTB € 000,00 + € 20,00)





■ **COLONNE DOCCIA** | SHOWER COLUMNS | COLONNES DE DOUCHE

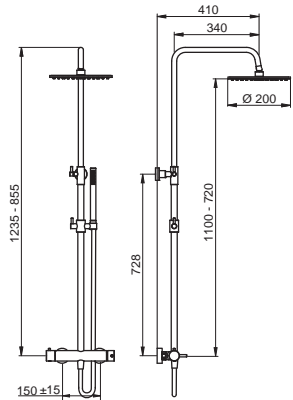
**222810**



**COLONNA DOCCIA TELESCOPICA TONDA CON MISCELATORE, DEVIATORE A 2 VIE, ACCESSORI E SOFFIONE IN ABS**

TELESCOPIC ROUND SHOWER COLUMN WITH MIXER, 2 WAYS DIVERTER, ABS ACCESSORIES AND SHOWER HEAD

COLONNE DE DOUCHE TÉLESCOPIQUE RONDE AVEC MITIGEUR, INVERSEUR 2 SORTIES, ACCESSOIRES ET POMME DE DOUCHE EN ABS



FIN.

C

NO

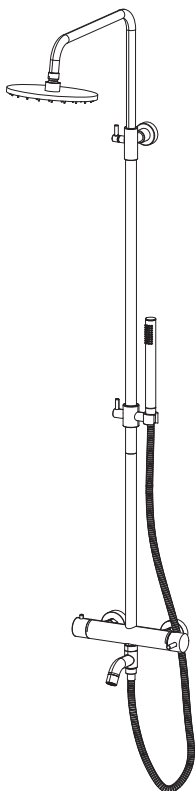
EURO

**418,00**

**669,00**



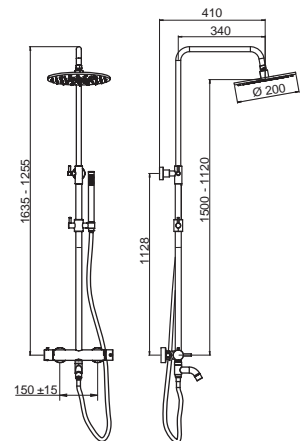
**222812**



**COLONNA DOCCIA TELESCOPICA TONDA CON MISCELATORE, DEVIATORE A 2 VIE, ACCESSORI E SOFFIONE IN ABS, BOCCA DEVIATRICE PER VASCA**

TELESCOPIC ROUND SHOWER COLUMN WITH MIXER, 2 WAYS DIVERTER, ABS ACCESSORIES AND SHOWER HEAD, DIVERTED BATH SPOUT

COLONNE DE DOUCHE TÉLESCOPIQUE RONDE AVEC MITIGEUR, INVERSEUR 2 SORTIES, ACCESSOIRES ET POMME DE DOUCHE EN ABS, BEC INVERSEUR POUR BAIGNOIRE



FIN.

C

NO

EURO

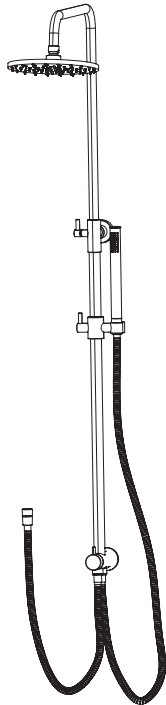
**603,00**

**965,00**



■ **COLONNE DOCCIA** | SHOWER COLUMNS | COLONNES DE DOUCHE

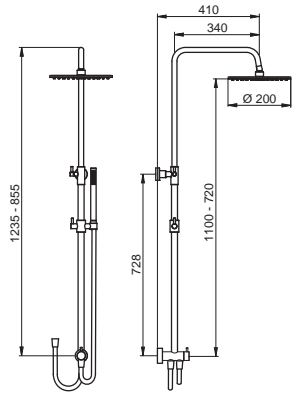
**222800**



**COLONNA DOCCIA TELESCOPICA TONDA SENZA MISCELATORE, CON DEVIATORE A 2 VIE, ACCESSORI E SOFFIONE IN ABS**

TELESCOPIC ROUND SHOWER COLUMN WITHOUT MIXER, WITH 2 WAYS DIVERTER, ABS ACCESSORIES AND SHOWER HEAD

COLONNE DE DOUCHE TÉLESCOPIQUE RONDE SANS MITIGEUR, AVEC INVERSEUR 2 SORTIES, ACCESSOIRES ET POMME DE DOUCHE EN ABS



**FIN.**

C  
NO

**EURO**

**298,00**  
**477,00**





PROGRAMMA ACQUA BENESSERE & VITA

## **CROMOTERAPIA**

CHROMOTERAPY

CHROMOTHÉRAPIE

---

Una architettura è davvero bella se è bella ancora cinquant'anni dopo che sorse.

Architecture is truly beautiful if it is still beautiful fifty years hence.

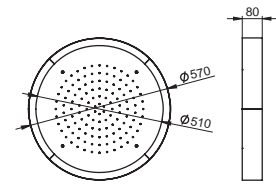
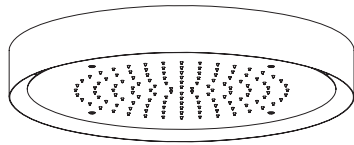
Une architecture n'est vraiment belle que si elle le reste belle cinquante ans après avoir été créé.

*Gio Ponti*



■ **CROMOTERAPIA** | CHROMOTHERAPY | CHROMOTHÉRAPIE

**G26123**



**SOFFIONE TONDO A SOFFITTO CON CROMOTERAPIA, CARTER ESTERNO BIANCO E COMANDO**

ROUND CEILING SHOWER HEAD, WITH CHROMOTHERAPY, WHITE EXTERNAL CASE AND CONTROL

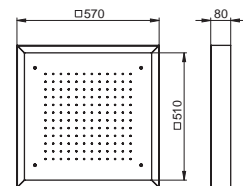
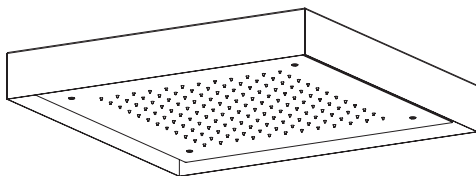
POMME DE DOUCHE PLAFOND RONDE AVEC CHROMOTHÉRAPIE, CADRE EXTERNE BLANC ET COMMANDE

FIN.  
C  
NO | BI  
NS

EURO  
3692,00  
5907,00  
7015,00



**G26124**



**SOFFIONE QUADRATO A SOFFITTO CON CROMOTERAPIA, CARTER ESTERNO BIANCO E COMANDO**

SQUARED CEILING SHOWER HEAD, WITH CHROMOTHERAPY, WHITE EXTERNAL CASE AND CONTROL

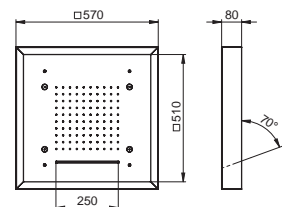
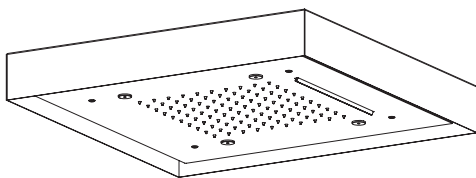
POMME DE DOUCHE PLAFOND CARRÉE AVEC CHROMOTHÉRAPIE, CADRE EXTERNE BLANC ET COMMANDE

FIN.  
C  
NO | BI  
NS

EURO  
3777,00  
6044,00  
7177,00



**G26125**



**SOFFIONE QUADRATO A SOFFITTO CON CROMOTERAPIA, CASCATA, NEBULIZZAZIONE, CARTER ESTERNO BIANCO E COMANDO**

SQUARED CEILING SHOWER HEAD, WITH CHROMOTHERAPY, CASCADE, NEBULIZER, WHITE EXTERNAL CASE AND CONTROL

POMME DE DOUCHE PLAFOND CARRÉE AVEC CHROMOTHÉRAPIE, CASCADÉ, NÉBULISEUR, CADRE EXTERNE BLANC ET COMMANDE

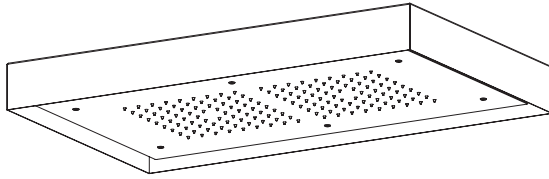
FIN.  
C  
NO | BI  
NS

EURO  
4366,00  
6985,00  
8295,00



## ■ CROMOTERAPIA | CHROMOTHERAPY | CHROMOTHÉRAPIE

### G26126



**SOFFIONE DOPPIO RETTANGOLARE A SOFFITTO  
CON CROMOTERAPIA, CARTER ESTERNO BIANCO E  
COMANDO**

RECTANGULAR CEILING DOUBLE SHOWER HEAD, WITH  
CHROMOTHERAPY, WHITE EXTERNAL CASE AND CONTROL

DOUBLE POMME DE DOUCHE PLAFOND  
RECTANGULAIRE AVEC CHROMOTHÉRAPIE, CADRE  
EXTERNE BLANC ET COMMANDE

FIN.

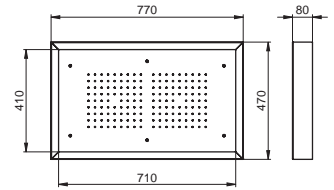
C  
NO | BI  
NS

EURO

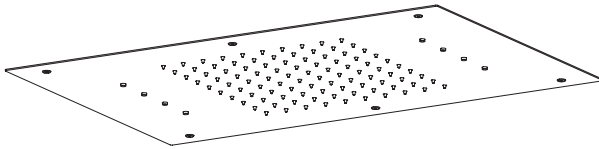
**3996,00**

**6393,00**

**7592,00**



### G26134



**SOFFIONE RETTANGOLARE DA INCASSO A SOFFITTO  
CON CROMOTERAPIA E RADIOCOMANDO**

RECTANGULAR BUILT-IN CEILING SHOWER HEAD, WITH  
CHROMOTHERAPY AND REMOTE CONTROL

POMME DE DOUCHE ENCASTRÉ PLAFOND  
RECTANGULAIRE AVEC CHROMOTHÉRAPIE ET RADIO  
COMMANDE

FIN.

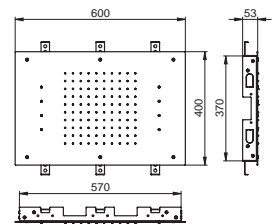
C  
NO | BI  
NS

EURO

**2839,00**

**4542,00**

**5394,00**









PROGRAMMA ACQUA BENESSERE & VITA

## **SOFFIONI DESIGN**

DESIGN SHOWER HEADS

POMMES DE DOUCHE DESIGN

---

L'opera non è soltanto l'oggetto, ma anche quello che lo circonda e i vuoti, gli spazi.

The artwork is not only the object, but also what surrounds it and the voids, the spaces.

l'œuvre n'est pas seulement l'objet, mais aussi ce qui l'entoure et les vides, les espaces.


*Oscar Niemeyer*








G26135C



G28097



G28100



G26191C




G28101C



G26163C




G28096



G26129C




G26181C




G28099C




G28081C



G26121C




G26123C



G26181C



G26178C



G26176C




G26127C



G26141C



G26128C



G26124C




G26130C




G26179C





G26155C




G26156C



G26158C



G26157C




G26136C




G26159C



G26134C




G26153C




G26153C



G26165



G26134C



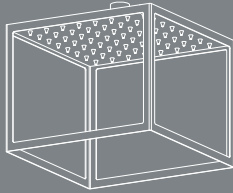
G26133




G26228

■ SOFFIONI DESIGN | DESIGN SHOWER HEADS | POMMES DE DOUCHE DESIGN

G26231NO



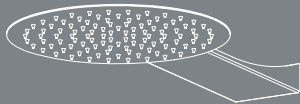
G26232NO




BR212



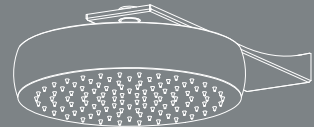
G26142



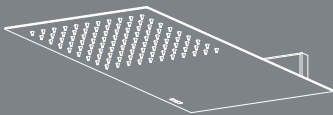
G26143



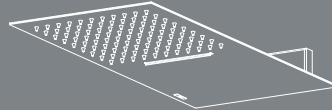
G26168



G26151



G26152



G26155



G26156



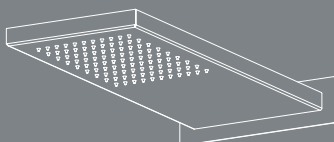
G26165



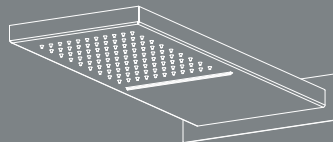
G26166



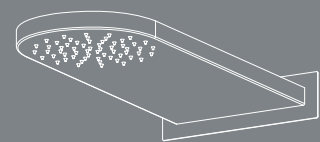
G26157



G26158

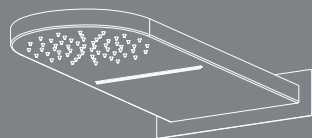


G26159

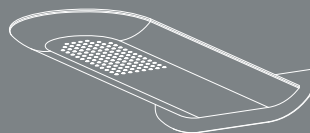


■ **SOFFIONI DESIGN** | DESIGN SHOWER HEADS | POMMES DE DOUCHE DESIGN

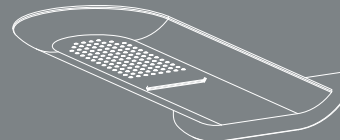
G26160



G26161



G26162



■ **SOFFIONI** | SHOWER HEADS | POMMES DE DOUCHE

G26215



G26216



G26217



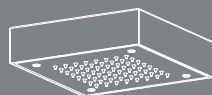
BR211



G26218



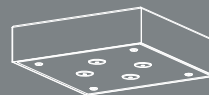
G26219



G26220



G26221



G26222



G26223



G26224



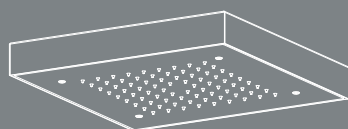
G26225



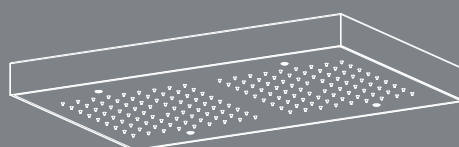
G26226



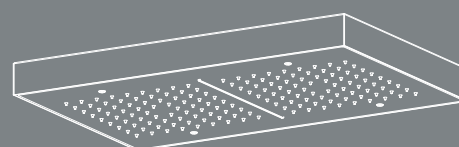
G26227



G26228

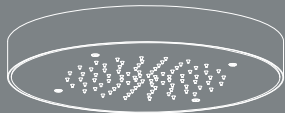


G26229

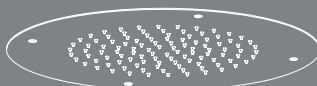


■ SOFFIONI | SHOWER HEADS | POMMES DE DOUCH

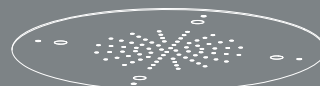
G26230



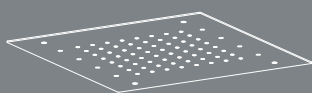
G26127



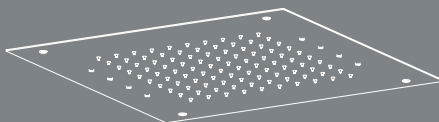
G26128



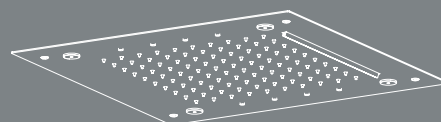
G26129



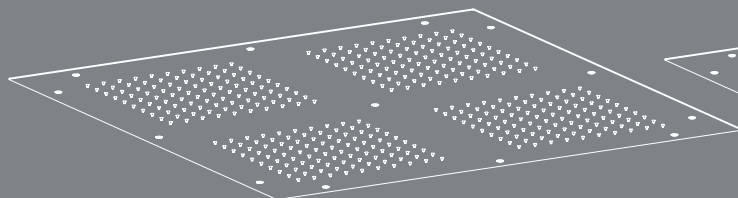
G26130



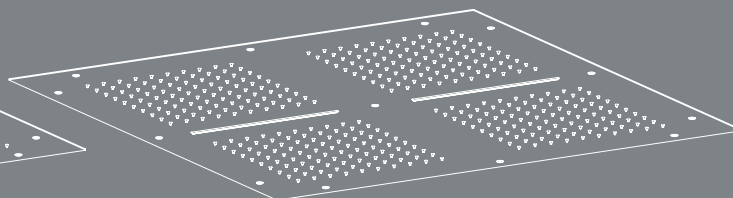
G26131



G26132




G26133




G26121



G26165



G26135



G26189



G26190

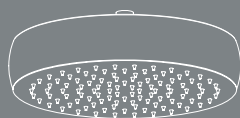


G26191



■ SOFFIONI | SHOWER HEADS | POMMES DE DOUCH

G26167



G26175



G26176



G26177



G26141




G26178




G26179



G26180



G26181



G26016




G26184



G26037



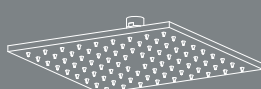
G26186




G26006




G26185



G26039



G26188





## ■ SOFFIONI | SHOWER HEADS | POMMES DE DOUCH

G26056



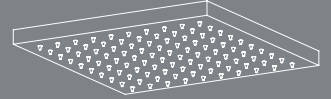
G26078



G26032



G26079



G26044



G26117



G26150

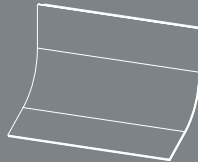


## ■ CASCADE | CASCADES | CASCADES

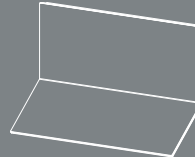
G28146



G28095



G28098



G28081



G28099



G28101



## ■ BODY JETS

G26182



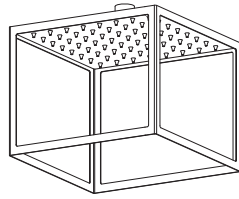
G26173





■ SOFFIONI DESIGN | DESIGN SHOWER HEADS | POMMES DE DOUCHE DESIGN

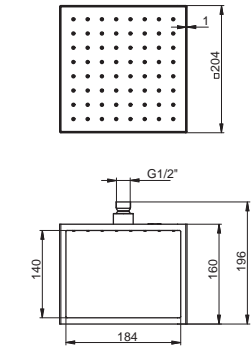
**G26231NO**




**SOFFIONE DESIGN QUADRO CON GETTO A PIOGGIA**  
SQUARED DESIGN SHOWER HEAD WITH RAIN JET  
POMME DE DOUCHE DESIGN CARREE AVEC JET DE  
PLUIE

FIN.  
NO

EURO  
**752,00**



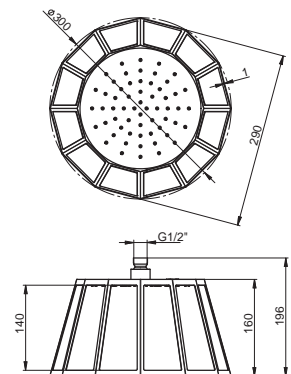
**G26232NO**



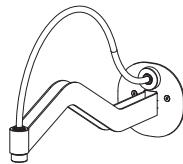
**SOFFIONE DESIGN DODECAGONALE CON GETTO A PIOGGIA**  
DODECAGONAL DESIGN SHOWER HEAD WITH RAIN JET  
POMME DE DOUCHE DESIGN DODECAGONAL AVEC  
JET DE PLUIE

FIN.  
NO

EURO  
**766,00**



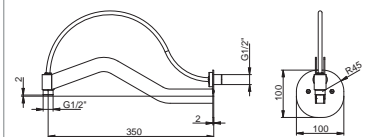
**BR212**



**BRACCIO DOCCIA DESIGN A PARETE IN ACCIAIO INOX**  
WALL MOUNTED DESIGN STAINLESS STEEL SHOWER  
ARM  
BRAS DE DOUCHE DESIGN MURAL EN ACIER  
INOXIDABLE

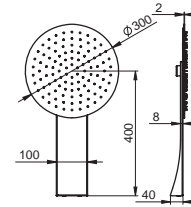
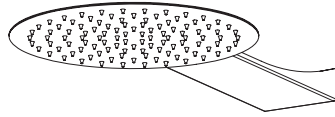
FIN.  
C  
NO | BI  
NS  
OR

EURO  
**514,00**  
**823,00**  
**977,00**  
**1131,00**



■ SOFFIONI DESIGN | DESIGN SHOWER HEADS | POMMES DE DOUCHE DESIGN

**G26142**



**SOFFIONE ULTRAPIATTO TONDO CON BRACCIO INTEGRATO E VALVOLA DI SICUREZZA**

ROUND EXTRA SLIM SHOWER HEAD WITH INTEGRATED ARM AND SAFETY VALVE

POMME DE DOUCHE EXTRA PLAT RONDE AVEC BRAS INTÉGRÉ ET VALVE DE SÉCURITÉ

FIN.

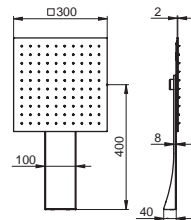
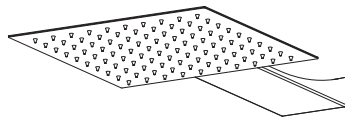
C  
NO | BI  
NS  
OR

EURO

452,00  
723,00  
859,00  
995,00



**G26143**



**SOFFIONE ULTRAPIATTO QUADRATO CON BRACCIO INTEGRATO E VALVOLA DI SICUREZZA**

SQUARED EXTRA SLIM SHOWER HEAD WITH INTEGRATED ARM AND SAFETY VALVE

POMME DE DOUCHE EXTRA PLAT CARRÉE AVEC BRAS INTÉGRÉ ET VALVE DE SÉCURITÉ

FIN.

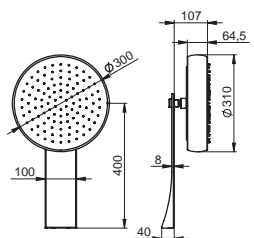
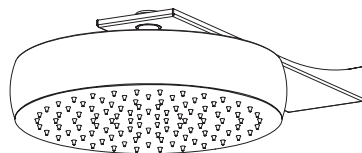
C  
NO | BI  
NS  
OR

EURO

476,00  
762,00  
904,00  
1047,00



**G26168**



**SOFFIONE BOMBATO TONDO CON BRACCIO INTEGRATO**

ROUND CONVEX SHOWER HEAD WITH INTEGRATED ARM

POMME DE DOUCHE CONVEXE RONDE AVEC BRAS INTÉGRÉ

FIN.

C  
NO | BI  
NS  
OR

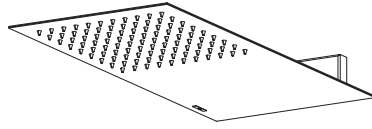
EURO

1152,00  
1843,00  
2188,00  
2533,00



■ SOFFIONI DESIGN | DESIGN SHOWER HEADS | POMMES DE DOUCHE DESIGN

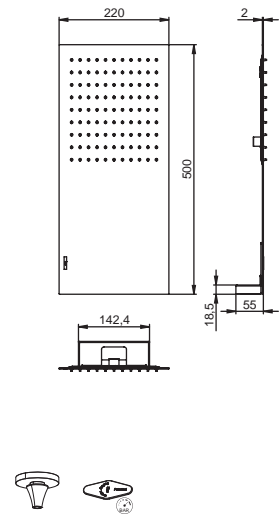
**G26151**



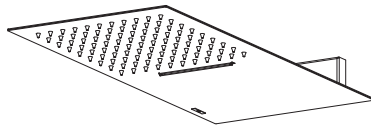
**SOFFIONE A PARETE CON VALVOLA DI SICUREZZA**  
WALL SHOWER HEAD WITH SAFETY VALVE  
POMME DE DOUCHE MURAL AVEC VALVE DE SÉCURITÉ

FIN.  
C  
NS

EURO  
**594,00**  
**1129,00**



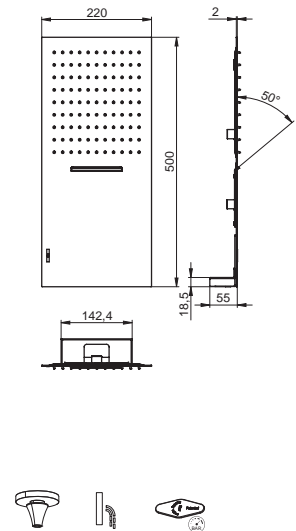
**G26152**



**SOFFIONE A PARETE CON CASCATA E VALVOLA DI SICUREZZA**  
WALL SHOWER HEAD WITH CASCADE AND SAFETY VALVE  
POMME DE DOUCHE MURAL AVEC CASCADA ET VALVE DE SÉCURITÉ

FIN.  
C  
NS

EURO  
**891,00**  
**1693,00**



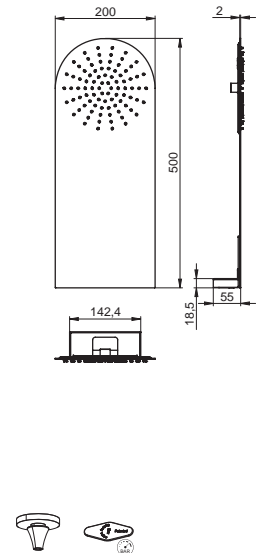
**G26155**



**SOFFIONE A PARETE STONDATA CON VALVOLA DI SICUREZZA**  
ROUNDED WALL SHOWER HEAD WITH SAFETY VALVE  
POMME DE DOUCHE MURAL ARRONDIS ET VALVE DE SÉCURITÉ

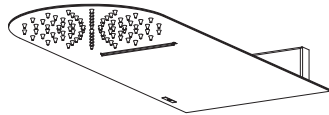
FIN.  
C  
NS

EURO  
**589,00**  
**1120,00**



■ SOFFIONI DESIGN | DESIGN SHOWER HEADS | POMMES DE DOUCHE DESIGN

**G26156**



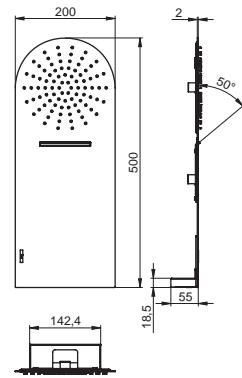
**SOFFIONE A PARETE STONDATO CON CASCATA E VALVOLA DI SICUREZZA**

ROUNDED WALL SHOWER HEAD WITH CASCADE AND SAFETY VALVE

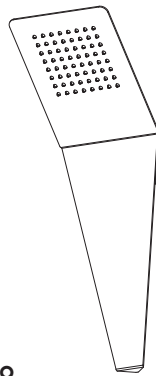
POMME DE DOUCHE MURAL ARRONDIS AVEC CASCATE ET VALVE DE SÉCURITÉ

FIN.  
C  
NS

EURO  
**990,00**  
**1882,00**



**G26165**

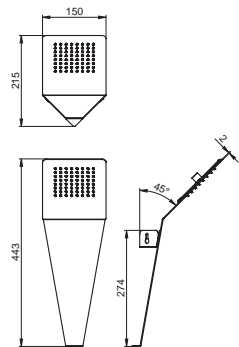


**SOFFIONE A PARETE A "L" QUADRATO**

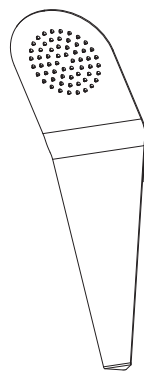
"L" SQUARED WALL SHOWER HEAD  
POMME DE DOUCHE MURAL À "L" CARRÉE

FIN.  
C  
NS

EURO  
**842,00**  
**1600,00**



**G26166**

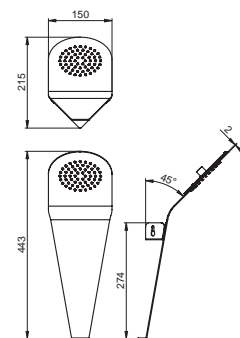


**SOFFIONE A PARETE A "L" STONDATO**

"L" WALL SHOWER HEAD ROUNDED  
POMME DE DOUCHE MURAL À "L" ARRONDIS

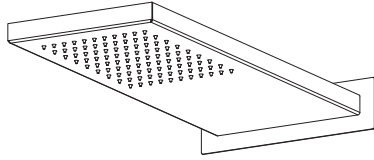
FIN.  
C  
NS

EURO  
**800,00**  
**1520,00**



■ SOFFIONI DESIGN | DESIGN SHOWER HEADS | POMMES DE DOUCHE DESIGN

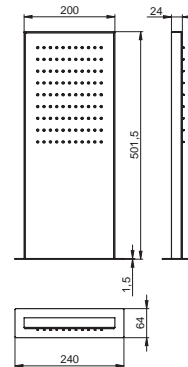
**G26157**



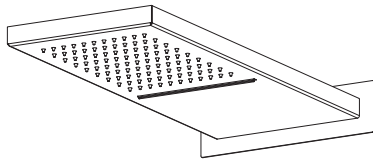
**SOFFIONE RETTANGOLARE A PARETE**  
WALL RECTANGULAR SHOWER HEAD  
POMME DE DUCHE MURAL RECTANGULAIRE

FIN.  
C  
NO | BI  
NS  
OR

EURO  
**808,00**  
**1294,00**  
**1537,00**  
**1779,00**



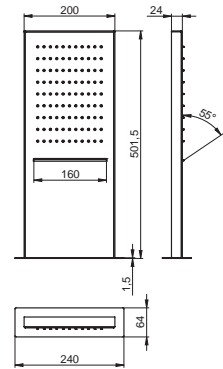
**G26158**



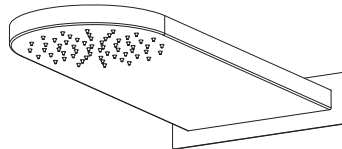
**SOFFIONE RETTANGOLARE A PARETE CON CASCATA**  
WALL RECTANGULAR SHOWER HEAD WITH CASCADE  
POMME DE DUCHE MURAL RECTANGULAIRE AVEC  
CASCADE

FIN.  
C  
NO | BI  
NS  
OR

EURO  
**1048,00**  
**1677,00**  
**1991,00**  
**2306,00**



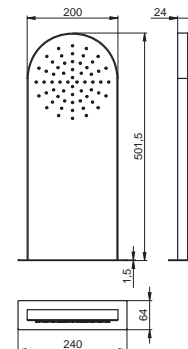
**G26159**



**SOFFIONE STONDATO A PARETE**  
ROUNDED WALL SHOWER HEAD  
POMME DE DOUCHE MURAL ARRONDIS

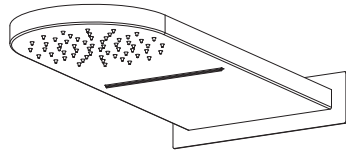
FIN.  
C  
NO | BI  
NS  
OR

EURO  
**847,00**  
**1355,00**  
**1609,00**  
**1863,00**



■ SOFFIONI DESIGN | DESIGN SHOWER HEADS | POMMES DE DOUCHE DESIGN

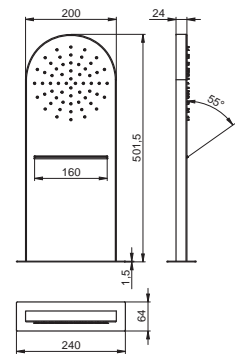
**G26160**



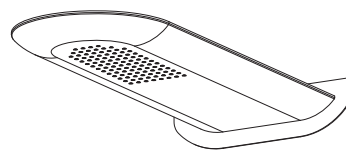
**SOFFIONE STONDATO A PARETE CON CASCATA**  
ROUNDED WALL SHOWER HEAD WITH CASCADE  
POMME DE DOUCHE MURAL ARRONDIS AVEC  
CASCADE

FIN.  
C  
NO | BI  
NS  
OR

EURO  
**1205,00**  
**1928,00**  
**2289,00**  
**2651,00**



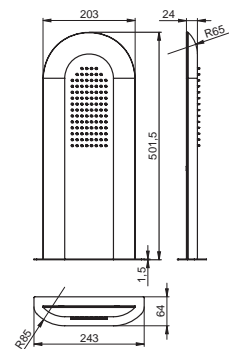
**G26161**



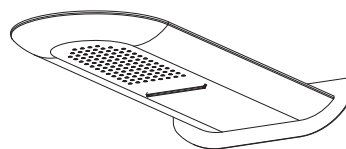
**SOFFIONE BOMBATO STONDATO A PARETE**  
WALL ROUND CONVEX SHOWER HEAD  
POMME DE DOUCHE CONVEXE RONDE MURAL

FIN.  
C  
NO | BI  
NS  
OR

EURO  
**1010,00**  
**1617,00**  
**1920,00**  
**2223,00**



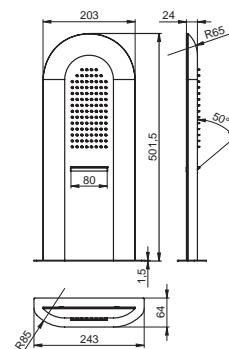
**G26162**



**SOFFIONE BOMBATO STONDATO A PARETE CON CASCATA**  
WALL ROUND CONVEX SHOWER HEAD WITH CASCADE  
POMME DE DOUCHE CONVEXE RONDE MURAL AVEC  
CASCADE

FIN.  
C  
NO | BI  
NS  
OR

EURO  
**1263,00**  
**2021,00**  
**2400,00**  
**2779,00**







ACQUA BENESSERE E VITA

**SOFFIONI**

SHOWER HEADS

POMMES DE DOUCHE


---

Se ritieni che un buon design sia costoso, dovresti considerare il costo di un cattivo design.

If you think good design is expensive, you should consider the cost of bad design.

Si vous pensez qu'un bon design coûte cher, vous devriez considérer le coût d'un mauvais design.

*Ralf Spetch*




G26078C




G26117C



G26044C




G26186C



G26016C



G26078C




G26184C



G26056C




G26037C



G26188C



G26032C



G26039C



G26079C



G26006C



G26185C

■ SOFFIONI | SHOWER HEADS | POMMES DE DOUCHE

**G26215**

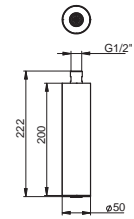


**SOFFIONE TUBOLARE A SOFFITTO CON GETTO A PIOGGIA**

CEILING MOUNTED TUBULAR SHOWER HEAD WITH RAIN JET  
POMME DE DOUCHE TUBULAIRE AU PLAFOND AVEC JET DE PLUIE

FIN.  
C  
NO | BI  
NS

EURO  
**571,00**  
**914,00**  
**1086,00**



**G26216**

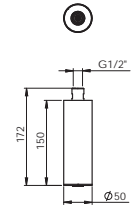


**SOFFIONE TUBOLARE A SOFFITTO CON GETTO A PIOGGIA**

CEILING MOUNTED TUBULAR SHOWER HEAD WITH RAIN JET  
POMME DE DOUCHE TUBULAIRE AU PLAFOND AVEC JET DE PLUIE

FIN.  
C  
NO | BI  
NS

EURO  
**564,00**  
**903,00**  
**1073,00**



**G26217**

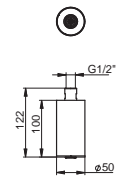


**SOFFIONE TUBOLARE A SOFFITTO CON GETTO A PIOGGIA**

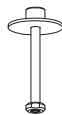
CEILING MOUNTED TUBULAR SHOWER HEAD WITH RAIN JET  
POMME DE DOUCHE TUBULAIRE AU PLAFOND AVEC JET DE PLUIE

FIN.  
C  
NO | BI  
NS

EURO  
**557,00**  
**892,00**  
**1059,00**



**BR211**

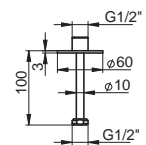


**BRACCIO DOCCIA A SOFFITTO IN ACCIAIO INOX**

CEILING MOUNTED STAINLESS STEEL SHOWER ARM  
BRAS DE DOUCHE AU PLAFOND EN ACIER INOXIDABLE

FIN.  
C  
NO | BI  
NS

EURO  
**205,00**  
**328,00**  
**389,00**



■ SOFFIONI | SHOWER HEADS | POMMES DE DOUCHE

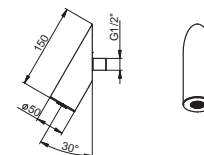
**G26218**



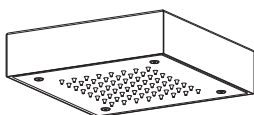
**SOFFIONE TUBOLARE A PARETE CON GETTO A PIOGGIA**  
WALL MOUNTED TUBULAR SHOWER HEAD WITH RAIN JET  
POMME DE DOUCHE TUBULAIRE MURAL AVEC JET DE PLUIE

FIN.  
C  
NO | BI  
NS

EURO  
**606,00**  
**970,00**  
**1152,00**



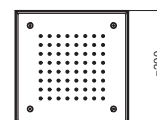
**G26219**



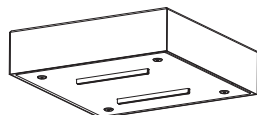
**SOFFIONE A SOFFITTO CON GETTO A PIOGGIA**  
CEILING MOUNTED SHOWER HEAD WITH RAIN JET  
POMME DE DOUCHE AU PLAFOND AVEC JET DE PLUIE

FIN.  
C  
NO | BI  
NS  
OR

EURO  
**1229,00**  
**1967,00**  
**2336,00**  
**2705,00**



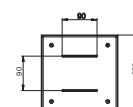
**G26220**



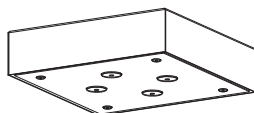
**SOFFIONE A SOFFITTO CON GETTO A CASCATA**  
CEILING MOUNTED SHOWER HEAD WITH CASCADE  
POMME DE DOUCHE AU PLAFOND AVEC CASCADE

FIN.  
C  
NO | BI  
NS  
OR

EURO  
**1229,00**  
**1967,00**  
**2336,00**  
**2705,00**




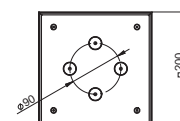
**G26221**



**SOFFIONE A SOFFITTO CON NEBULIZZAZIONE**  
CEILING MOUNTED SHOWER HEAD WITH NEBULIZER  
POMME DE DOUCHE AU PLAFOND AVEC NEBULISEUR

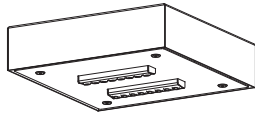
FIN.  
C  
NO | BI  
NS  
OR

EURO  
**1642,00**  
**2628,00**  
**3121,00**  
**3614,00**



■ SOFFIONI | SHOWER HEADS | POMMES DE DOUCHE

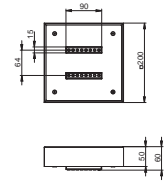
**G26222**



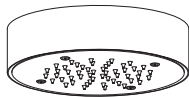
**SOFFIONE A SOFFITTO CON GETTO MEDITERRANEO**  
CEILING MOUNTED SHOWER HEAD WITH MEDITERRANEAN JET  
POMME DE DOUCHE AU PLAFOND AVEC JET MEDITERRANEEN

FIN.  
C  
NO | BI  
NS  
OR

EURO  
**1621,00**  
**2594,00**  
**3081,00**  
**3568,00**



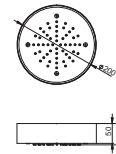
**G26223**



**SOFFIONE A SOFFITTO CON GETTO A PIOGGIA**  
CEILING MOUNTED SHOWER HEAD WITH RAIN JET  
POMME DE DOUCHE AU PLAFOND AVEC JET DE PLUIE

FIN.  
C  
NO | BI  
NS  
OR

EURO  
**1180,00**  
**1889,00**  
**2243,00**  
**2597,00**



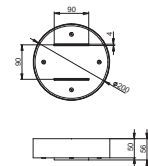
**G26224**



**SOFFIONE A SOFFITTO CON GETTO A CASCATA**  
CEILING MOUNTED SHOWER HEAD WITH CASCADE  
POMME DE DOUCHE AU PLAFOND AVEC CASCADE

FIN.  
C  
NO | BI  
NS  
OR

EURO  
**1285,00**  
**2057,00**  
**2443,00**  
**2828,00**



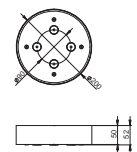
**G26225**



**SOFFIONE A SOFFITTO CON NEBULIZZAZIONE**  
CEILING MOUNTED SHOWER HEAD WITH NEBULIZER  
POMME DE DOUCHE AU PLAFOND AVEC NEBULISEUR

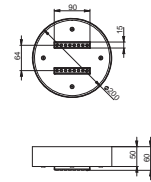
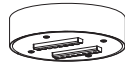
FIN.  
C  
NO | BI  
NS  
OR

EURO  
**1586,00**  
**2538,00**  
**3014,00**  
**3491,00**



■ SOFFIONI | SHOWER HEADS | POMMES DE DOUCHE

**G26226**



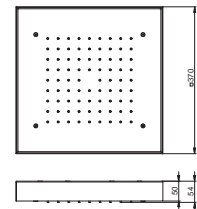
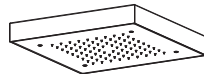
**SOFFIONE A SOFFITTO CON GETTO MEDITERRANEO**  
CEILING MOUNTED SHOWER HEAD WITH MEDITERRANEAN JET  
POMME DE DOUCHE AU PLAFOND AVEC JET MEDITERRANEEN

FIN.  
C  
NO | BI  
NS  
OR

EURO  
**1572,00**  
**2516,00**  
**2988,00**  
**3460,00**



**G26227**



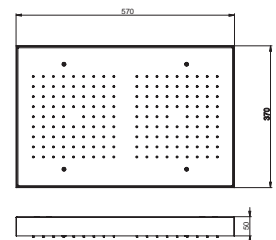
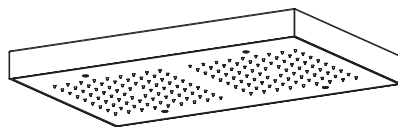
**SOFFIONE A SOFFITTO CON GETTO A PIOGGIA**  
CEILING MOUNTED SHOWER HEAD WITH RAIN JET  
POMME DE DOUCHE AU PLAFOND AVEC JET DE PLUIE

FIN.  
C  
NO | BI  
NS  
OR

EURO  
**1740,00**  
**2785,00**  
**3307,00**  
**3829,00**



**G26228**



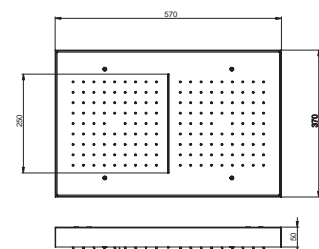
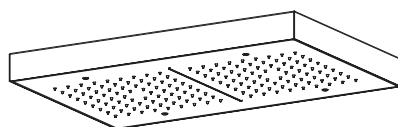
**SOFFIONE A SOFFITTO CON GETTO A PIOGGIA**  
CEILING MOUNTED SHOWER HEAD WITH RAIN JET  
POMME DE DOUCHE AU PLAFOND AVEC JET DE PLUIE

FIN.  
C  
NO | BI  
NS  
OR

EURO  
**2363,00**  
**3782,00**  
**4491,00**  
**5200,00**



**G26229**



**SOFFIONE A SOFFITTO CON GETTO A PIOGGIA E CASCATA**  
CEILING MOUNTED SHOWER HEAD WITH RAIN JET AND CASCADE  
POMME DE DOUCHE AU PLAFOND AVEC JET DE PLUIE ET CASCADE

FIN.  
C  
NO | BI  
NS  
OR

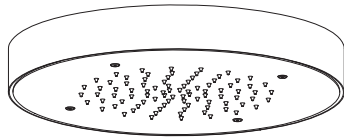
EURO  
**2699,00**  
**4319,00**  
**5129,00**  
**5939,00**





■ SOFFIONI | SHOWER HEADS | POMMES DE DOUCHE

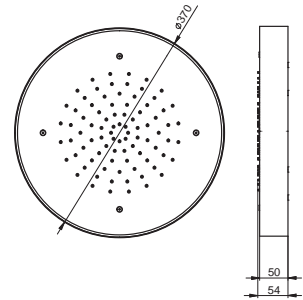
**G26230**



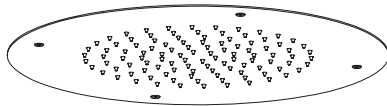
**SOFFIONE A SOFFITTO CON GETTO A PIOGGIA**  
CEILING MOUNTED SHOWER HEAD WITH RAIN JET  
POMME DE DOUCHE AU PLAFOND AVEC JET DE PLUIE

FIN.  
C  
NO | BI  
NS  
OR

EURO  
**1656,00**  
**2650,00**  
**3147,00**  
**3645,00**



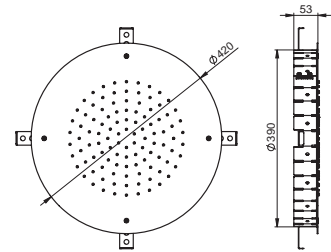
**G26127**



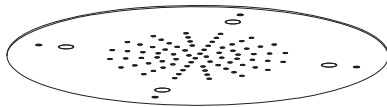
**SOFFIONE TONDO DA INCASSO A SOFFITTO**  
ROUND BUILT-IN CEILING SHOWER HEAD  
POMME DE DOUCHE RONDE ENCASTRÉ PLAFOND

FIN.  
C  
NO | BI  
NS  
OR

EURO  
**1007,00**  
**1611,00**  
**1913,00**  
**2215,00**



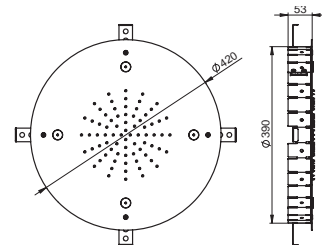
**G26128**



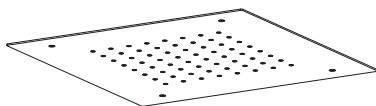
**SOFFIONE TONDO DA INCASSO A SOFFITTO CON NEBULIZZAZIONE**  
ROUND BUILT-IN CEILING SHOWER HEAD WITH NEBULIZER  
POMME DE DOUCHE RONDE ENCASTRÉ PLAFOND AVEC NÉBULISEUR

FIN.  
C  
NO | BI  
NS  
OR

EURO  
**1120,00**  
**1792,00**  
**2128,00**  
**2464,00**



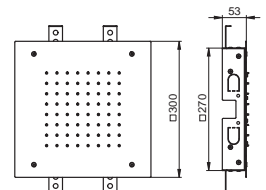
**G26129**



**SOFFIONE QUADRATO DA INCASSO A SOFFITTO**  
SQUARED BUILT-IN CEILING SHOWER HEAD  
POMME DE DOUCHE CARRÉE ENCASTRÉ PLAFOND

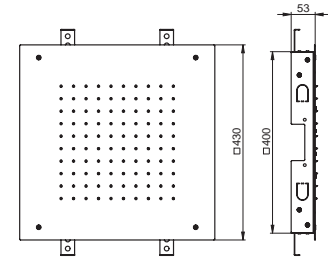
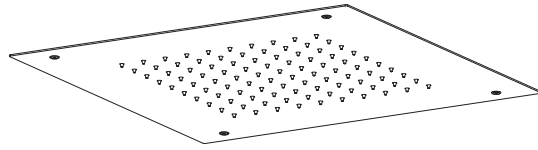
FIN.  
C  
NO | BI  
NS  
OR

EURO  
**833,00**  
**1334,00**  
**1584,00**  
**1834,00**



■ SOFFIONI | SHOWER HEADS | POMMES DE DOUCHE

**G26130**



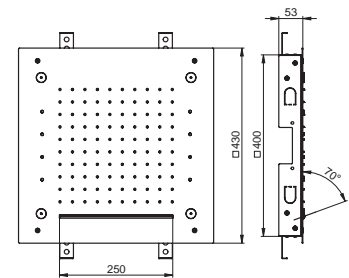
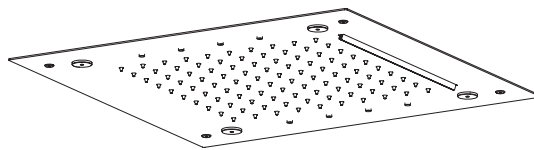
**SOFFIONE QUADRATO DA INCASSO A SOFFITTO**  
SQUARED BUILT-IN CEILING SHOWER HEAD  
POMME DE DOUCHE CARRÉE ENCASTRÉ PLAFOND

FIN.  
C  
NO | BI  
NS  
OR

EURO  
**1205,00**  
**1928,00**  
**2289,00**  
**2651,00**



**G26131**



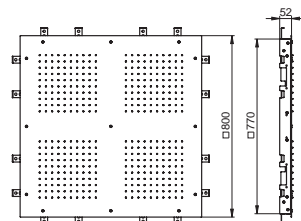
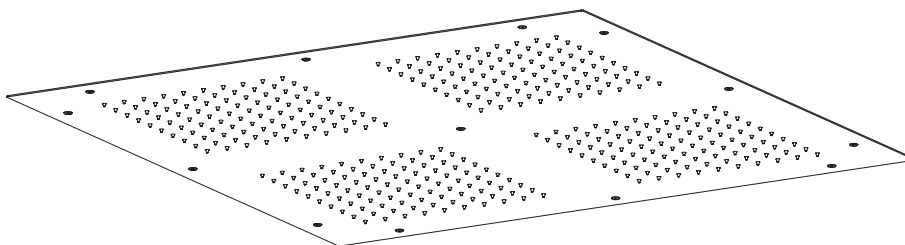
**SOFFIONE QUADRATO DA INCASSO A SOFFITTO CON CASCATA E NEBULIZZAZIONE**  
SQUARED BUILT-IN CEILING SHOWER HEAD WITH CASCADA AND NEBULIZER  
POMME DE DOUCHE CARRÉE ENCASTRÉ PLAFOND AVEC CASCADA ET NÉBULISEUR

FIN.  
C  
NO | BI  
NS  
OR

EURO  
**1964,00**  
**3143,00**  
**3732,00**  
**4322,00**



**G26132**



**MAXI SOFFIONE QUADRATO DA INCASSO A SOFFITTO**  
MAXI SQUARED BUILT-IN CEILING SHOWER HEAD  
MAXI POMME DE DOUCHE PLAFOND CARRÉE

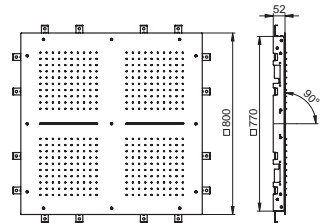
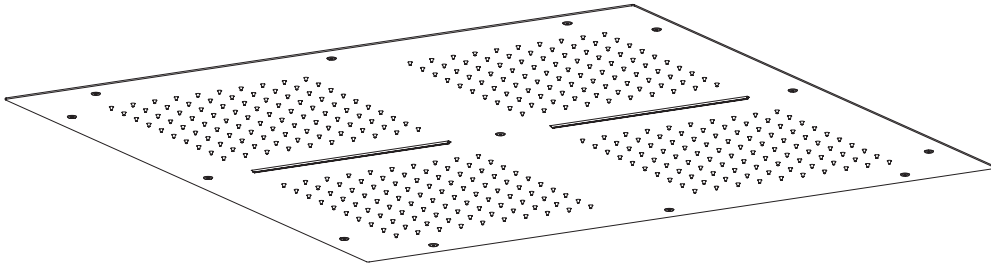
FIN.  
C  
NO | BI  
NS  
OR

EURO  
**3950,00**  
**6320,00**  
**7505,00**  
**8690,00**



■ SOFFIONI | SHOWER HEADS | POMMES DE DOUCHE

**G26133**



**MAXI SOFFIONE QUADRATO DA INCASSO A SOFFITTO CON CASCATA**

MAXI SQUARED BUILT-IN CEILING SHOWER HEAD WITH CASCADA

MAXI POMME DE DOUCHE PLAFOND CARRÉE AVEC CASCADA

FIN.

C  
NO | BI  
NS  
OR

EURO

**4530,00**

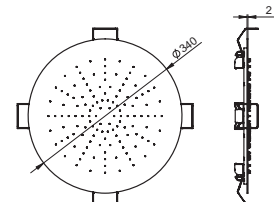
**7248,00**

**8607,00**

**9966,00**



**G26121**



**SOFFIONE TONDO ISPEZIONABILE A SOFFITTO CON FISSAGGIO A MOLLE**

ROUND INSPECTABLE CEILING SHOWER HEAD WITH SPRING MOUNT ASSEMBLY SYSTEM

POMME DE DOUCHE PLAFOND INSPECTIONNABLE RONDE AVEC FIXATION AVEC RESSORTS

FIN.

C  
NO | BI  
NS  
OR

EURO

**685,00**

**1096,00**

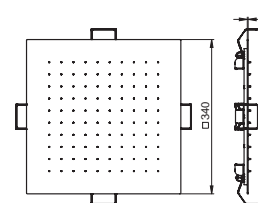
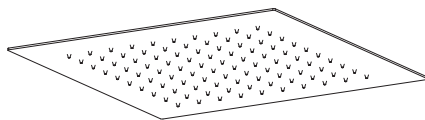
**1301,00**

**1507,00**



■ SOFFIONI | SHOWER HEADS | POMMES DE DOUCHE

**G26136**



**SOFFIONE QUADRATO ISPEZIONABILE A SOFFITTO  
CON FISSAGGIO A MOLLE**

SQUARED INSPECTABLE CEILING SHOWER HEAD WITH  
SPRING MOUNT ASSEMBLY SYSTEM

POMME DE DOUCHE PLAFOND INSPECTIONABLE  
CARRÉE AVEC FIXATION AVEC RESSORTS

FIN.

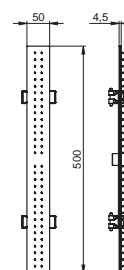
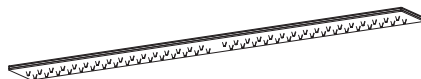
C  
NO | BI  
NS  
OR

EURO

**726,00**  
**1162,00**  
**1380,00**  
**1598,00**



**G26135**



**SOFFIONE A STRISCIA A SOFFITTO CON FISSAGGIO A  
MOLLE**

STRIPE CEILING SHOWER HEAD WITH SPRING MOUNT  
ASSEMBLY SYSTEM

POMME DE DOUCHE PLAFOND A BANDE AVEC  
FIXATION AVEC RESSORTS

FIN.

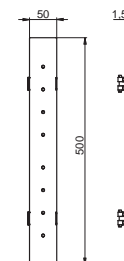
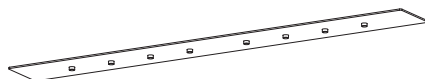
C  
NS

EURO

**503,00**  
**956,00**



**G26189**



**SOFFIONE A STRISCIA A SOFFITTO CON  
CROMOTERAPIA, FISSAGGIO A MOLLE E  
RADIOCOMANDO**

STRIPE CEILING SHOWER HEAD WITH CHROMOTHERAPY,  
SPRING MOUNT ASSEMBLY SYSTEM AND REMOTE  
CONTROL

POMME DE DOUCHE AU PLAFOND A BANDE AVEC  
CHROMOTHERAPIE, FIXATION AVEC RESSORT ET RADIO  
COMMANDE

FIN.

C  
NS

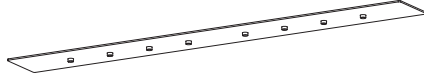
EURO

**1592,00**  
**3025,00**



■ SOFFIONI | SHOWER HEADS | POMMES DE DOUCHE

**G26190**



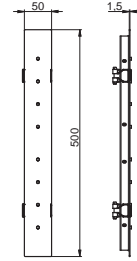
**SOFFIONE A STRISCIA A SOFFITTO CON CROMOTERAPIA, FISSAGGIO A MOLLE E COMANDO CON CAVO**

STRIPE CEILING SHOWER HEAD WITH CHROMOTHERAPY, SPRING MOUNT ASSEMBLY SYSTEM AND CABLE CONTROL

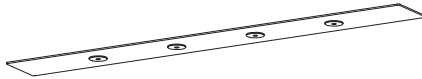
POMME DE DOUCHE AU PLAFOND A BANDE AVEC CHROMOTHERAPIE, FIXATION AVEC RESSORT ET COMMANDE AVEC CABLE

FIN.  
C  
NS

EURO  
1592,00  
3025,00



**G26191**



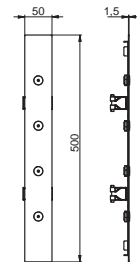
**SOFFIONE A STRISCIA A SOFFITTO ISPEZIONABILE CON NEBULIZZAZIONE E FISSAGGIO A MOLLE**

STRIPE INSPECTABLE CEILING SHOWER HEAD WITH NEBULIZER AND SPRING MOUNT ASSEMBLY SYSTEM

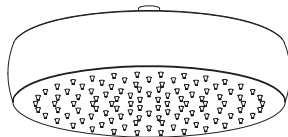
POMME DE DOUCHE AU PLAFOND INSPECTIONNABLE A BANDE AVEC NEBULISEUR ET FIXATION AVEC RESSORT

FIN.  
C  
NS

EURO  
409,00  
777,00



**G26167**



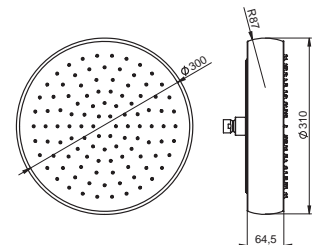
**SOFFIONE BOMBATO TONDO A SOFFITTO**

ROUND CONVEX CEILING SHOWER HEAD

POMME DE DOUCHE CONVEXE PLAFOND RONDE

FIN.  
C  
NO|BI  
NS  
OR

EURO  
990,00  
1584,00  
1882,00  
2179,00



■ SOFFIONI | SHOWER HEADS | POMMES DE DOUCHE

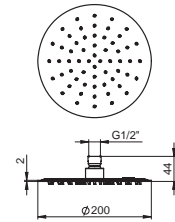
**G26175**



**SOFFIONE TONDO INOX**  
ROUND STAINLESS STEEL SHOWER HEAD  
POMME DE DOUCHE RONDE EN ACIER INOX

FIN.  
C  
NO | BI  
NS  
OR

EURO  
**166,00**  
**266,00**  
**316,00**  
**366,00**



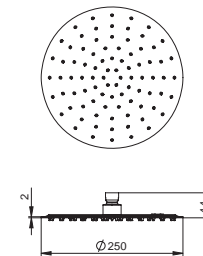
**G26176**



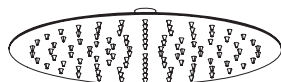
**SOFFIONE TONDO INOX**  
ROUND STAINLESS STEEL SHOWER HEAD  
POMME DE DOUCHE RONDE EN ACIER INOX

FIN.  
C  
NO | BI  
NS  
OR

EURO  
**205,00**  
**328,00**  
**390,00**  
**451,00**



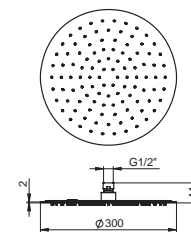
**G26177**



**SOFFIONE TONDO INOX**  
ROUND STAINLESS STEEL SHOWER HEAD  
POMME DE DOUCHE RONDE EN ACIER INOX

FIN.  
C  
NO | BI  
NS  
OR

EURO  
**225,00**  
**360,00**  
**482,00**  
**495,00**



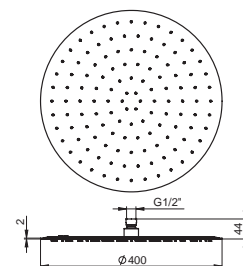
**G26141**



**SOFFIONE TONDO INOX**  
ROUND STAINLESS STEEL SHOWER HEAD  
POMME DE DOUCHE RONDE EN ACIER INOX

FIN.  
C  
NO | BI  
NS  
OR

EURO  
**495,00**  
**792,00**  
**940,00**  
**1089,00**



■ SOFFIONI | SHOWER HEADS | POMMES DE DOUCHE

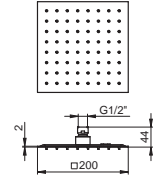
**G26178**



**SOFFIONE QUADRATO INOX**  
SQUARED STAINLESS STEEL SHOWER HEAD  
POMME DE DOUCHE CARRÉE EN ACIER INOX

FIN.  
C  
NO | BI  
NS  
OR

EURO  
**172,00**  
**276,00**  
**328,00**  
**379,00**



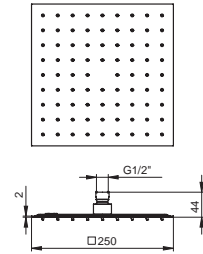
**G26179**



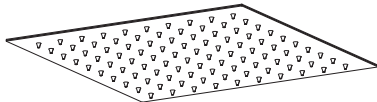
**SOFFIONE QUADRATO INOX**  
SQUARED STAINLESS STEEL SHOWER HEAD  
POMME DE DOUCHE CARRÉE EN ACIER INOX

FIN.  
C  
NO | BI  
NS  
OR

EURO  
**210,00**  
**336,00**  
**399,00**  
**462,00**



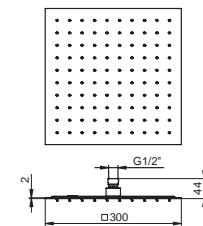
**G26180**



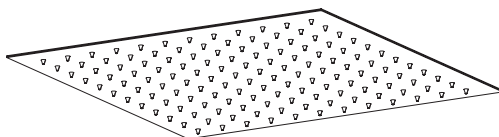
**SOFFIONE QUADRATO INOX**  
SQUARED STAINLESS STEEL SHOWER HEAD  
POMME DE DOUCHE CARRÉE EN ACIER INOX

FIN.  
C  
NO | BI  
NS  
OR

EURO  
**288,00**  
**461,00**  
**547,00**  
**634,00**



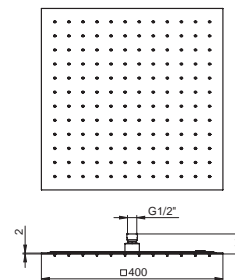
**G26181**



**SOFFIONE QUADRATO INOX**  
SQUARED STAINLESS STEEL SHOWER HEAD  
POMME DE DOUCHE CARRÉE EN ACIER INOX

FIN.  
C  
NO | BI  
NS  
OR

EURO  
**508,00**  
**812,00**  
**965,00**  
**1117,00**



■ SOFFIONI | SHOWER HEADS | POMMES DE DOUCHE

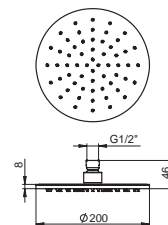
**G26016**



**SOFFIONE TONDO IN OTTONE**  
ROUND BRASS SHOWER HEAD  
POMME DE DOUCHE RONDE EN LAITON

**FIN.**  
C  
NO | BI  
OO | RO | GO | BR | RA | NS | TU  
OR | OS | NE

**EURO**  
**161,00**  
**258,00**  
**306,00**  
**355,00**



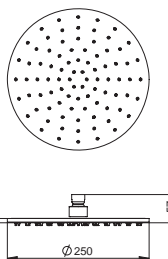
**G26184**



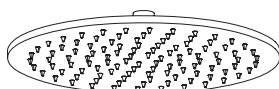
**SOFFIONE TONDO IN OTTONE**  
ROUND BRASS SHOWER HEAD  
POMME DE DOUCHE RONDE EN LAITON

**FIN.**  
C  
NO | BI  
OO | RO | GO | BR | RA | NS | TU  
OR | OS | NE

**EURO**  
**252,00**  
**404,00**  
**479,00**  
**555,00**



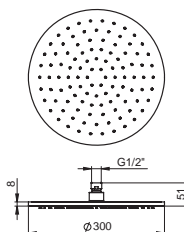
**G26037**



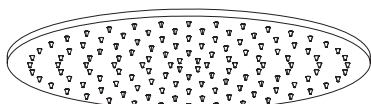
**SOFFIONE TONDO IN OTTONE**  
ROUND BRASS SHOWER HEAD  
POMME DE DOUCHE RONDE EN LAITON

**FIN.**  
C  
NO | BI  
OO | RO | GO | BR | RA | NS | TU  
OR | OS | NE

**EURO**  
**462,00**  
**739,00**  
**878,00**  
**1017,00**



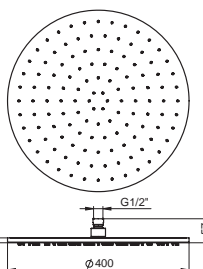
**G26186**



**SOFFIONE TONDO IN OTTONE**  
ROUND BRASS SHOWER HEAD  
POMME DE DOUCHE RONDE EN LAITON

**FIN.**  
C  
NO | BI  
OO | RO | GO | BR | RA | NS | TU  
OR | OS | NE

**EURO**  
**760,00**  
**1216,00**  
**1444,00**  
**1672,00**





■ SOFFIONI | SHOWER HEADS | POMMES DE DOUCHE

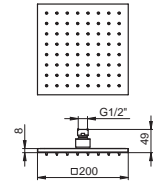
**G26006**



**SOFFIONE QUADRATO IN OTTONE**  
SQUARED BRASS SHOWER HEAD  
POMME DE DOUCHE CARRÉE EN LAITON

**FIN.**  
C  
NO|BI  
RO|GO|NS|TU  
OR|OS|NE

**EURO**  
**259,00**  
**414,00**  
**492,00**  
**569,00**



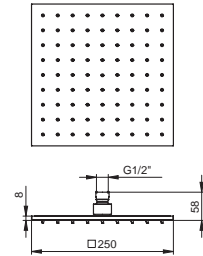
**G26185**



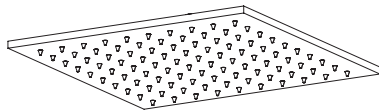
**SOFFIONE QUADRATO IN OTTONE**  
SQUARED BRASS SHOWER HEAD  
POMME DE DOUCHE CARRÉE EN LAITON

**FIN.**  
C  
NO|BI  
RO|GO|NS|TU  
OR|OS|NE

**EURO**  
**284,00**  
**455,00**  
**541,00**  
**626,00**



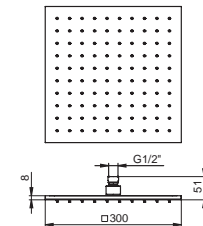
**G26039**



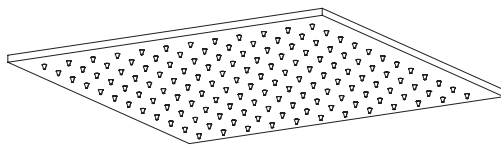
**SOFFIONE QUADRATO IN OTTONE**  
SQUARED BRASS SHOWER HEAD  
POMME DE DOUCHE CARRÉE EN LAITON

**FIN.**  
C  
NO|BI  
RO|GO|NS|TU  
OR|OS|NE

**EURO**  
**478,00**  
**766,00**  
**909,00**  
**1053,00**



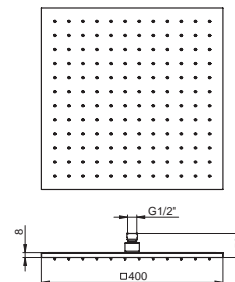
**G26188**



**SOFFIONE QUADRATO IN OTTONE**  
SQUARED BRASS SHOWER HEAD  
POMME DE DOUCHE CARRÉE EN LAITON

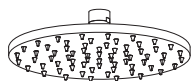
**FIN.**  
C  
NO|BI  
RO|GO|NS|TU  
OR|OS|NE

**EURO**  
**842,00**  
**1347,00**  
**1599,00**  
**1852,00**



■ SOFFIONI | SHOWER HEADS | POMMES DE DOUCHE

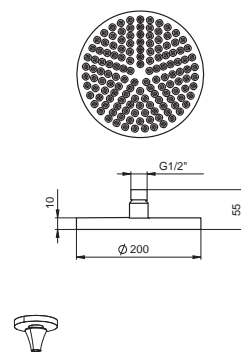
**G26056**



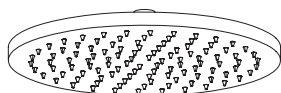
**SOFFIONE TONDO ABS**  
ROUND ABS SHOWER HEAD  
POMME DE DOUCHE RONDE EN ABS

FIN.  
C  
NO

EURO  
**52,00**  
**83,00**



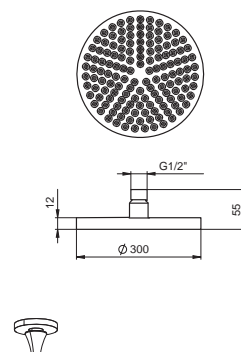
**G26078**



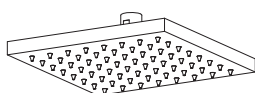
**SOFFIONE TONDO ABS**  
ROUND ABS SHOWER HEAD  
POMME DE DOUCHE RONDE EN ABS

FIN.  
C

EURO  
**175,00**



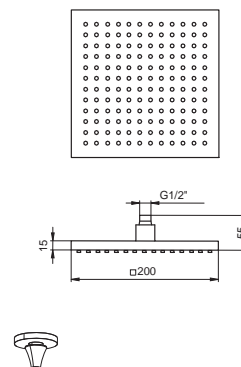
**G26032**



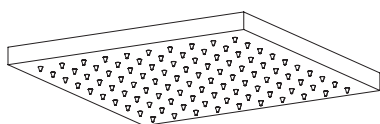
**SOFFIONE QUADRATO ABS**  
SQUARED ABS SHOWER HEAD  
POMME DE DOUCHE CARRÉE EN ABS

FIN.  
C

EURO  
**75,00**



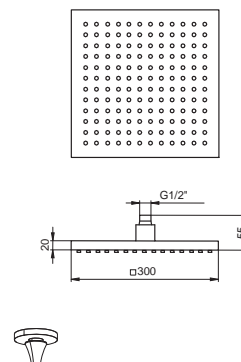
**G26079**



**SOFFIONE QUADRATO ABS**  
SQUARED ABS SHOWER HEAD  
POMME DE DOUCHE CARRÉE EN ABS

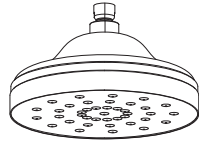
FIN.  
C

EURO  
**266,00**



■ SOFFIONI | SHOWER HEADS | POMMES DE DOUCHE

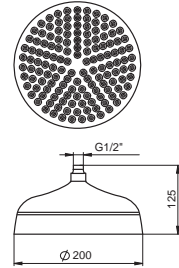
**G26044**



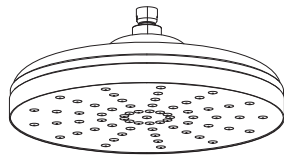
**SOFFIONE ANTICO IN OTTONE**  
ANTICO BRASS SHOWER HEAD  
POMME DE DOUCHE ANTICO EN LAITON

FIN.  
C  
OO | BR | RA |  
OR

EURO  
**390,00**  
**741,00**  
**858,00**



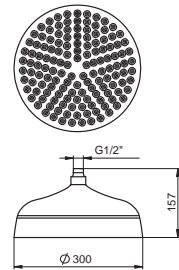
**G26117**



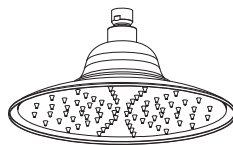
**SOFFIONE ANTICO IN OTTONE**  
ANTICO BRASS SHOWER HEAD  
POMME DE DOUCHE ANTICO EN LAITON

FIN.  
C  
OO | BR | RA |  
OR

EURO  
**790,00**  
**1501,00**  
**1738,00**



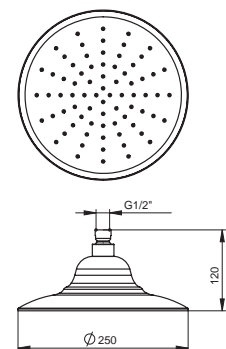
**G26150**



**SOFFIONE ANTICO IN INOX**  
ANTICO STAINLESS STEEL SHOWER HEAD  
POMME DE DOUCHE ANTICO EN ACIER

FIN.  
C  
OR


EURO  
**770,00**  
**1694,00**





■ **CASCATE** | CASCADES | CASCADES

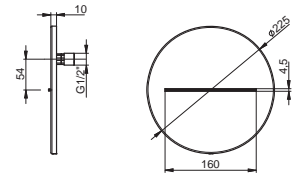
**G28146**




**BOCCA A CASCATA TONDA**  
ROUND WALL WATERFALL  
CASCADE RONDE MURALE

FIN.  
C  
NO|BI  
NS  
OR

EURO  
**837,00**  
**1340,00**  
**1591,00**  
**1843,00**



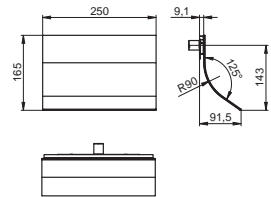
**G28095**




**CASCATA A PARETE CURVA**  
WALL CURVED CASCADE  
CASCADE MURAL INCURVÉE

FIN.  
C  
NS

EURO  
**561,00**  
**1066,00**



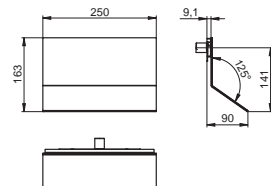
**G28098**



**CASCATA A PARETE AD "L"**  
"L" WALL CASCADE  
CASCADE MURAL À "L"

FIN.  
C  
NS

EURO  
**594,00**  
**1129,00**



■ **CASCATE** | CASCADES | CASCADES

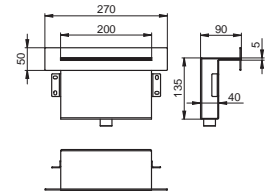
**G28081**



**CASCATA A PARETE CON PLACCA QUADRATA**  
WALL CASCADE WITH SQUARED PLATE  
CASCADE MURAL AVEC PLAQUE CARRÉE

FIN.  
C  
NS

EURO  
**602,00**  
**1144,00**



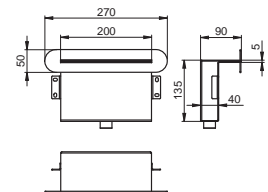
**G28099**



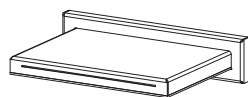
**CASCATA A PARETE CON PLACCA STONDATA**  
WALL CASCADE WITH ROUNDED PLATE  
CASCADE MURAL AVEC PLAQUE ARRONDIE

FIN.  
C  
NS

EURO  
**602,00**  
**1144,00**



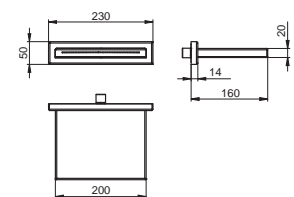
**G28101**



**BOCCA A CASCATA A PARETE QUADRATA**  
WALL SQUARED CASCADE SPOUT  
BEC CASCADE MURAL CARRÉ

FIN.  
C  
NS

EURO  
**842,00**  
**1599,00**



## ■ BODY JETS

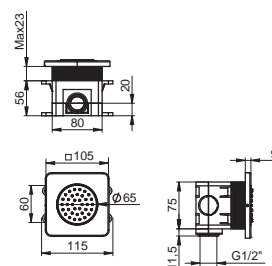
### G26182



**BODY JET QUADRATO ORIENTABILE ANTICALCARE**  
SQUARED ADJUSTABLE ANTI-LIME BODY JET  
BODY JET CARRÉ RÉGLABE ANTICALCAIRE

**FIN.**  
C  
NO|BI  
RO|GO|NS|TU  
OR|OS|NE

**EURO**  
**225,00**  
**360,00**  
**427,00**  
**495,00**



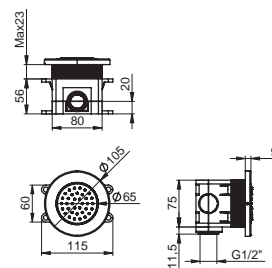
### G26173



**BODY JET TONDO ORIENTABILE ANTICALCARE**  
ROUND ADJUSTABLE ANTI-LIME BODY JET  
BODY JET ROND RÉGLABE ANTICALCAIRE

**FIN.**  
C  
NO|BI  
OO|RO|GO|BR|RA|NS|TU  
OR|OS|NE

**EURO**  
**225,00**  
**360,00**  
**427,00**  
**495,00**

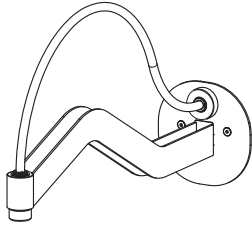






## BRACCI DOCCIA | SHOWER ARMS | BRAS DE DOUCHE

### BR212



#### BRACCIO DOCCIA DESIGN A PARETE IN ACCIAIO INOX

WALL MOUNTED DESIGN STAINLESS STEEL SHOWER ARM

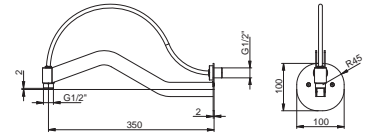
BRAS DE DOUCHE DESIGN MURAL EN ACIER INOXIDABLE

FIN.

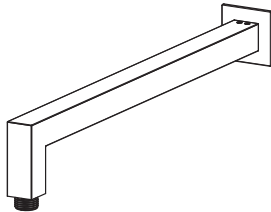
C  
NO | BI  
NS  
OR

EURO

514,00  
823,00  
977,00  
1131,00



### BR202



#### BRACCIO DOCCIA QUADRATO A PARETE

WALL SQUARED SHOWER ARM

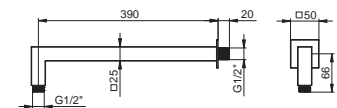
BRAS DE DOUCHE MURAL CARRÉ

FIN.

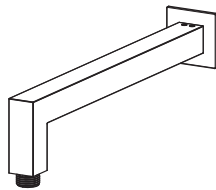
C  
NO | BI  
RO | GO | NS | TU  
OR | OS | NE

EURO

131,00  
209,00  
248,00  
287,00



### BR207



#### BRACCIO DOCCIA QUADRATO A PARETE

WALL SQUARED SHOWER ARM

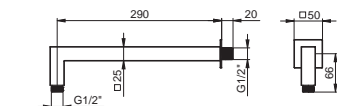
BRAS DE DOUCHE MURAL CARRÉ

FIN.

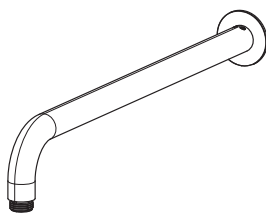
C  
NO | BI  
RO | GO | NS | TU  
OR | OS | NE

EURO

123,00  
197,00  
234,00  
271,00



### BR201



#### BRACCIO DOCCIA TONDO A PARETE

WALL ROUND SHOWER ARM

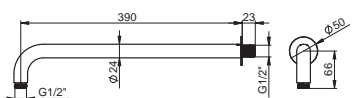
BRAS DE DOUCHE MURAL ROND

FIN.

C  
NO | BI  
OO | RO | GO | BR | RA | NS | TU  
OR | OS | NE

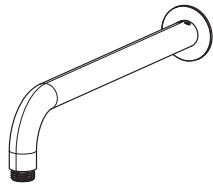
EURO

86,00  
138,00  
163,00  
189,00



■ BRACCI DOCCIA | SHOWER ARMS | BRAS DE DOUCHE

**BR203**



**BRACCIO DOCCIA TONDO A PARETE**

WALL ROUND SHOWER ARM  
BRAS DE DOUCHE MURAL ROND

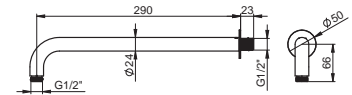
**FIN.**

C  
NO | BI  
OO | RO | GO | BR | RA | NS | TU  
OR | OS | NE

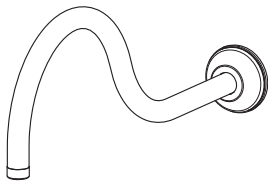


**EURO**

**80,00**  
**128,00**  
**152,00**  
**176,00**



**BR209**



**BRACCIO DOCCIA ANTICO A PARETE**

ANTICO WALL SHOWER ARM  
BRAS DE DOUCHE MURAL ANTICO

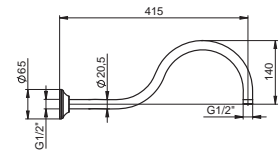
**FIN.**

C  
OO | BR | RA  
OR

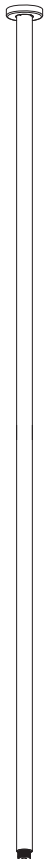


**EURO**

**203,00**  
**386,00**  
**447,00**



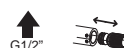
**BR210**



**BRACCIO SOFFITTO TONDO L.1500**

**FIN.**

C  
NO




**EURO**

**1064,00**  
**1702,00**

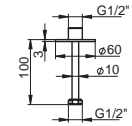
## BRACCI DOCCIA | SHOWER ARMS | BRAS DE DOUCHE

### BR211

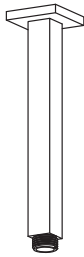


**BRACCIO DOCCIA A SOFFITTO IN ACCIAIO INOX**  
CEILING MOUNTED STAINLESS STEEL SHOWER ARM  
BRAS DE DOUCHE AU PLAFOND EN ACIER  
INOXIDABLE

**FIN.**  
C **EURO 205,00**  
NO | BI **328,00**  
NS **389,00**

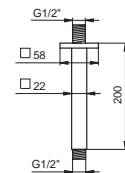


### BR113

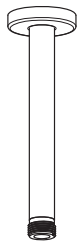


**BRACCIO DOCCIA QUADRATO A SOFFITTO**  
CEILING SQUARED SHOWER ARM  
BRAS DE DOUCHE PLAFOND CARRÉ

**FIN.**  
C **EURO 125,00**  
NO | BI **200,00**  
RO | GO | NS | TU **238,00**  
OR | OS | NE **275,00**

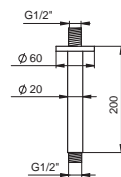


### BR106

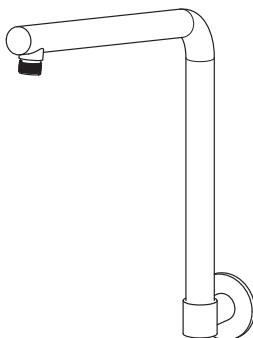


**BRACCIO DOCCIA TONDO A SOFFITTO**  
CEILING ROUND SHOWER ARM  
BRAS DE DOUCHE PLAFOND ROND

**FIN.**  
C **EURO 95,00**  
NO | BI **152,00**  
OO | RO | GO | BR | RA | NS | TU **181,00**  
OR | OS | NE **209,00**

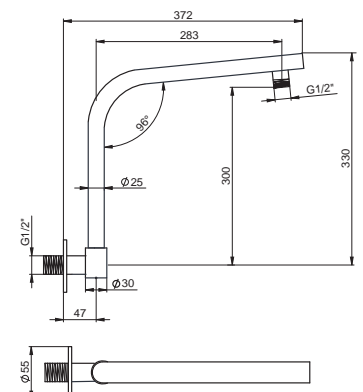


### BR114



**BRACCIO DOCCIA ORIENTABILE**  
ADJUSTABLE SHOWER ARM  
BRAS DE DOUCHE RÉGLABLE

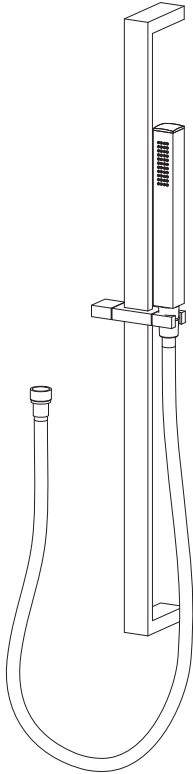
**FIN.**  
C **EURO 290,00**  
NO | BI **464,00**  
OO | RO | GO | BR | RA | NS | TU **551,00**  
OR | OS | NE **638,00**





■ **SALISCENDI** | SHOWER SLIDING BARS | BARRES DE DOUCHE

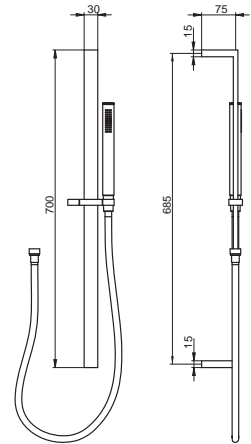
**S203**



**SALISCENDI MINIMALE QUADRATO IN OTTONE CON ACCESSORI**

MINIMAL SQUARED BRASS SHOWER SLIDING BAR WITH ACCESSORIES

BARRE DE DOUCHE MINIMAL CARRÉE EN LAITON AVEC ACCESSORIES



**FIN.**

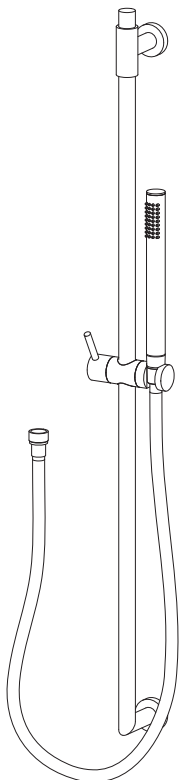
- C
- NO|BI
- RO|GO|NS|TU
- OR|OS|NE

**EURO**

- 355,00**
- 568,00**
- 675,00**
- 782,00**



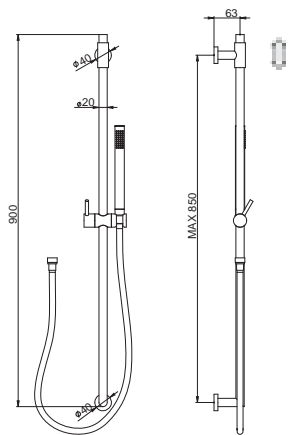
**S200**



**SALISCENDI MINIMALE TONDO IN OTTONE CON ACCESSORI**

MINIMAL ROUND BRASS SHOWER SLIDING BAR WITH ACCESSORIES

BARRE DE DOUCHE MINIMAL RONDE EN LAITON AVEC ACCESSORIES



**FIN.**

- C
- NO|BI
- OO|RO|GO|BR|RA|NS|TU
- OR|OS|NE

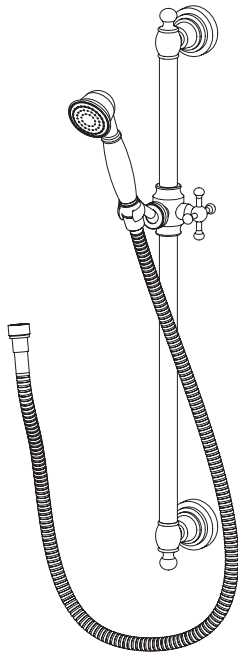
**EURO**

- 318,00**
- 508,00**
- 604,00**
- 699,00**

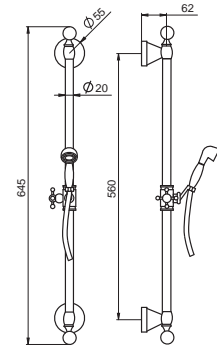


■ **SALISCENDI** | SHOWER SLIDING BARS | BARRES DE DOUCHE

**S116**



**SALISCENDI ANTICO IN OTTONE CON ACCESSORI**  
BRASS ANTICO SLIDING BAR WITH ACCESSORIES  
BARRE DE DOUCHE ANTICO EN LAITON AVEC ACCESSORIES

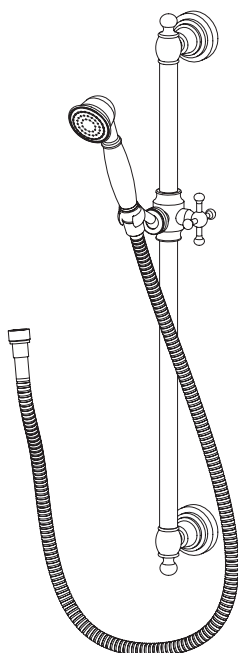


FIN.  
C

EURO  
245,00



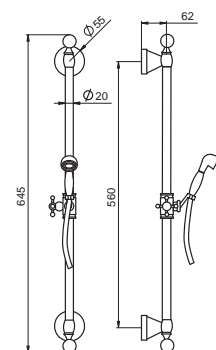
**S216**



**SALISCENDI ANTICO IN OTTONE CON ACCESSORI E DOCCETTA CON IMPUGNATURA BIANCA IN PORCELLANA**

BRASS ANTICO SLIDING BAR WITH ACCESSORIES AND HAND SHOWER WITH WITH E PORCELAIN HANDLE

BARRE DE DOUCHE ANTICO EN LAITON AVEC ACCESSORIES ET DOUCHETTE AVEC POIGNEE EN PORCELAINE BLANCHE



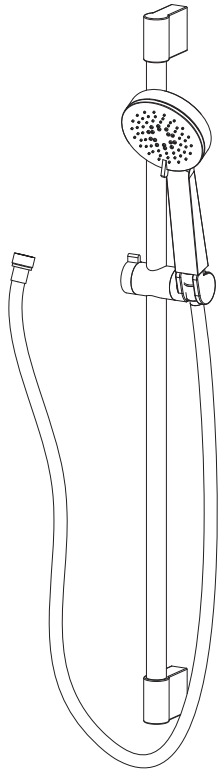
FIN.  
C

EURO  
288,00



■ **SALISCENDI** | SHOWER SLIDING BARS | BARRES DE DOUCHE

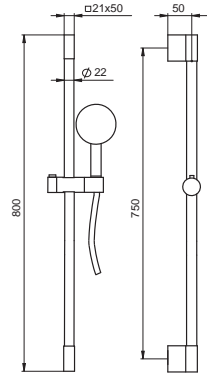
**S217**



**SALISCENDI MINIMALE TONDO CON ACCESSORI**

MINIMAL ROUND SHOWER SLIDING BAR WITH ACCESSORIES

BARRE DE DOUCHE MINIMAL RONDE AVEC ACCESSORIES

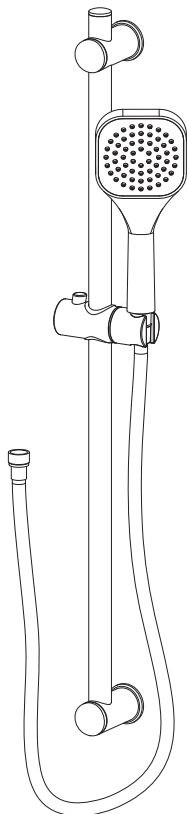


FIN.  
C  
NO

EURO  
107,00  
171,00



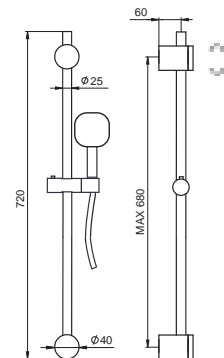
**S218**



**SALISCENDI MINIMALE TONDO CON ACCESSORI**

MINIMAL ROUND SHOWER SLIDING BAR WITH ACCESSORIES

BARRE DE DOUCHE MINIMAL RONDE AVEC ACCESSORIES



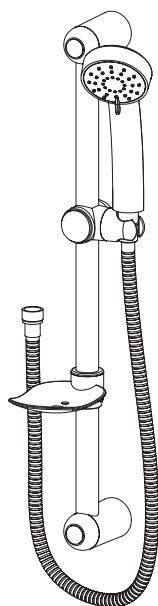
FIN.  
C

EURO  
93,00

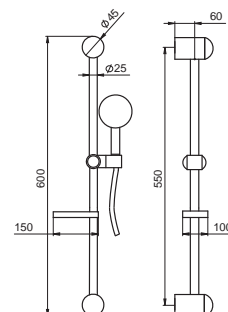


■ **SALISCENDI** | SHOWER SLIDING BARS | BARRES DE DOUCHE

**S211**



**SALISCENDI TONDO CON ACCESSORI**  
ROUND SHOWER SLIDING BAR WITH ACCESSORIES  
BARRE DE DOUCHE RONDE AVEC ACCESSORIES



**FIN.**  
C

**EURO**  
**69,00**







PROGRAMMA ACQUA BENESSERE & VITA

## **DOCCETTE, FLESSIBILI, PRESE ACQUA E SUPPORTI**

HAND SHOWERS, FLEXIBLES, OUTLETS AND SHOWER HOLDERS

DOUCHETTES, FLEXIBLES, PRISES D'EAU ET SUPPORTS

---

Il design grafico salverà il mondo subito dopo il rock and roll.

Graphic design will save the world right after rock and roll.

Le design graphique sauvera le monde juste après le rock and roll.

*David Carson*

■ **DOCCETTE** | HAND SHOWERS | DOUCHETTES

**G26080**

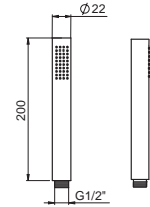


**DOCCETTA MINIMAL TONDA MONOGETTO  
ANTICALCARE IN OTTONE**

MINIMAL BRASS ROUND SINGLE JET ANTI LIME  
HAND SHOWER

DOUCHETTE MINIMAL ROND MONO JET  
ANTICALCAIRE EN LAITON

FIN.	EURO
C	<b>56,00</b>
NO BI	<b>89,00</b>
OO RO GO BR RA NS TU	<b>106,00</b>
OR OS NE	<b>123,00</b>



**G26081**

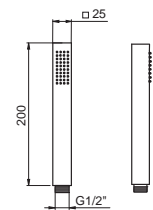


**DOCCETTA MINIMAL QUADRATA MONOGETTO  
ANTICALCARE IN OTTONE**

MINIMAL BRASS SQUARED SINGLE JET ANTI LIME  
HAND SHOWER

DOUCHETTE MINIMAL CARRÉ MONO JET  
ANTICALCAIRE EN LAITON

FIN.	EURO
C	<b>68,00</b>
NO BI	<b>108,00</b>
RO GO NS TU	<b>129,00</b>
OR OS NE	<b>149,00</b>



**G26204**

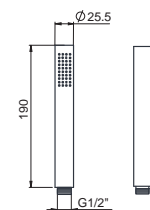


**DOCCETTA MINIMAL TONDA MONOGETTO  
ANTICALCARE IN ABS**

MINIMAL ABS ROUND SINGLE JET ANTI LIME HAND  
SHOWER

DOUCHETTE MINIMAL ROND MONO JET  
ANTICALCAIRE EN ABS

FIN.	EURO
C	<b>29,00</b>
NO BI	<b>46,00</b>



■ **DOCCETTE** | HAND SHOWERS | DOUCHETTES

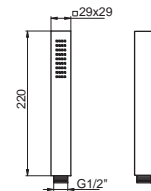
**G26013**



**DOCCETTA MINIMAL QUADRATA MONOGETTO ANTICALCARE IN ABS**

MINIMAL ABS SQUARED SINGLE JET ANTI LIME HAND SHOWER

DOUCHETTE MINIMAL CARRÉ MONO JET ANTICALCAIRE EN ABS

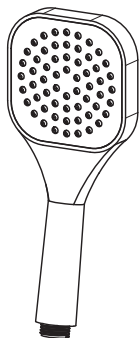


FIN.  
C

EURO  
52,00



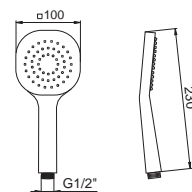
**G26122**



**DOCCETTA MINIMAL MONOGETTO ANTICALCARE IN ABS**

MINIMAL ABS SINGLE JET ANTI LIME HAND SHOWER

DOUCHETTE MINIMAL MONO JET ANTICALCAIRE EN ABS



FIN.  
C

EURO  
26,00



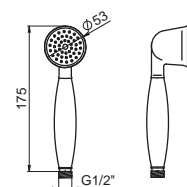
**G26109**



**DOCCETTA ANTICA IN OTTONE CON IMPUGNATURA IN PORCELLANA**

ANTICA BRASS HAND SHOWER WITH PORCELAIN HANDLE

DOUCHETTE ANTICA EN LAITON AVEC POIGNEE EN PORCELAINE



FIN.  
C  
OR

EURO  
68,00  
150,00



■ **DOCCETTE** | HAND SHOWERS | DOUCHETTES

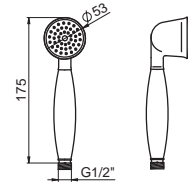
**G26089**




**DOCCETTA ANTICA IN OTTONE**  
ANTICA BRASS HAND SHOWER  
DOUCHETTE ANTICA EN LAITON

FIN.  
C  
BR|RA

EURO  
**62,00**  
**117,00**



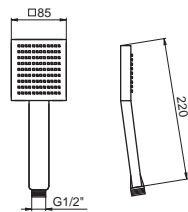
**G26096**



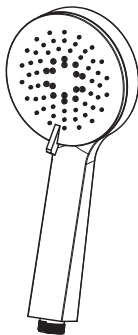
**DOCCETTA QUADRATA MONOGETTO ANTICALCARE IN ABS**  
ABS SQUARED SINGLE JET ANTI LIME HAND SHOWER  
DOUCHETTE CARRÉ MONO JET ANTICALCAIRE EN ABS

FIN.  
C  
NO

EURO  
**24,00**  
**39,00**



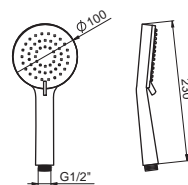
**G26059**



**DOCCETTA TONDA 3 GETTI ANTICALCARE IN ABS**  
ROUND ABS 3 JETS ANTI LIME HAND SHOWER  
DOUCHETTE ROND 3 JETS ANTICALCAIRE EN ABS

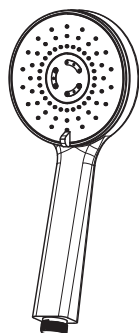
FIN.  
C  
NO

EURO  
**27,00**  
**43,00**



■ **DOCCETTE** | HAND SHOWERS | DOUCHETTES

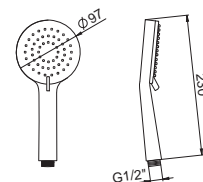
**G26063**



**DOCCETTA 3 GETTI ANTICALCARE IN ABS**  
ABS 3 JETS ANTI LIME HAND SHOWER  
DOUCHETTE 3 JETS ANTICALCAIRE EN ABS


FIN.  
C

EURO  
**24,00**



■ **FLESSIBILI** | FLEXIBLES | FLEXIBLES

**G50026**



**FLESSIBILE CROMATO A DOPPIA GRAFFATURA 1/2" F DA CM. 60**

DOUBLE INTERLOCK CHROMED 60 CM. FLEXIBLE 1/2" F

FLEXIBLE CHROME' DOUBLE AGRAFAGE DE 60 CM. 1/2" F

FIN.

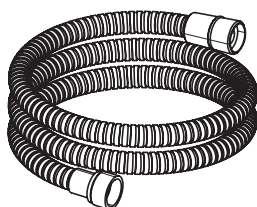
C

EURO

**28,00**



**G50006**



**FLESSIBILE CROMATO A DOPPIA GRAFFATURA 1/2" F - 1/2" CONICO DA CM. 150**

DOUBLE INTERLOCK CHROMED 150 CM. FLEXIBLE 1/2" F - 1/2" CONIC

FLEXIBLE CHROMÉ DOUBLE AGRAFAGE DE 150 CM. 1/2" F - 1/2" CONIQUE

FIN.

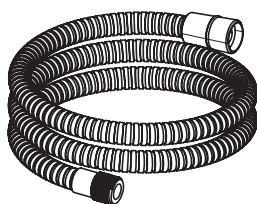
C

EURO

**29,00**



**G50005**



**FLESSIBILE CROMATO A DOPPIA GRAFFATURA 15X1 - 1/2" CONICO DA CM. 150**

DOUBLE INTERLOCK CHROMED 150 CM FLEXIBLE 15X1 - 1/2" CONIC

FLEXIBLE CHROMÉ DOUBLE AGRAFAGE DE 150 CM. 15X1 - 1/2" CONIQUE

FIN.

C

EURO

**37,00**



**G50001**



**FLESSIBILE CROMATO A DOPPIA GRAFFATURA 15X1 - 1/2" CONICO DA CM. 200**

DOUBLE INTERLOCK CHROMED 200 CM. FLEXIBLE 15X1 - 1/2" CONIC

FLEXIBLE CHROMÉ DOUBLE AGRAFAGE DE 200 CM. 15X1 - 1/2" CONIQUE

FIN.

C

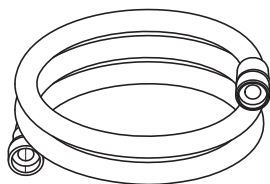
EURO

**43,00**



■ **FLESSIBILI** | FLEXIBLES | FLEXIBLES

**G50009**



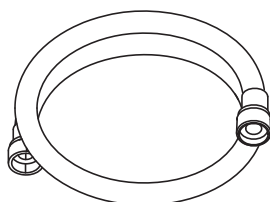
**FLESSIBILE CROMATO IN PVC 1/2" F - 1/2" CONICO DA CM. 150**

PVC CHROMED 150 CM. FLEXIBLE 1/2" F - 1/2" CONIC  
FLEXIBLE CHROMÉ EN PVC DE 150 CM. 1/2" F - 1/2"  
CONIQUE

FIN.	EURO
C	<b>48,00</b>
NO   BI	<b>77,00</b>
OO   RO   GO   BR   RA   NS   TU	<b>91,00</b>
OR   OS   NE	<b>105,00</b>



**G50019**



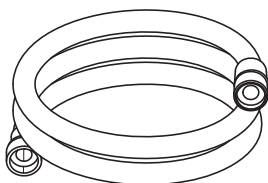
**FLESSIBILE CROMATO IN PVC 1/2" F DA CM. 60**

PVC CHROMED 60 CM. FLEXIBLE 1/2" F  
FLEXIBLE CHROME' EN PVC DE 60 CM. 1/2" F

FIN.	EURO
C	<b>33,00</b>
NO   BI	<b>53,00</b>
OO   RO   GO   BR   RA   NS   TU	<b>62,00</b>
OR   OS   NE	<b>72,00</b>



**G50002**




**FLESSIBILE CROMATO IN PVC 1/2" F - 1/2" CONICO DA CM. 150**

PVC CHROMED 150 CM. FLEXIBLE 1/2" F - 1/2" CONIC  
FLEXIBLE CHROMÉ EN PVC DE 150 CM. 1/2" F - 1/2"  
CONIQUE

FIN.	EURO
C	<b>34,00</b>



**G50034**



**FLESSIBILE NYLON 15X1 - 1/2" CONICO DA CM. 200**

NYLON 200 CM. FLEXIBLE 1/2" F - 1/2" CONIC  
FLEXIBLE EN NYLON DE 150 CM. 1/2" F - 1/2" CONIQUE

FIN.	EURO
C	<b>38,00</b>
NO   BI	<b>62,00</b>
OO   RO   GO   BR   RA   NS   TU	<b>74,00</b>
OR   OS   NE	<b>85,00</b>







PROGRAMMA ACQUA BENESSERE & VITA

## **PRESE ACQUA E SUPPORTI**

OUTLETS AND SHOWER HOLDERS

PRISES D'EAU ET SUPPORTS

---

Il cliente merita di ricevere esattamente ciò che gli abbiamo promesso.

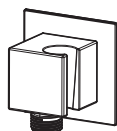
The customer deserves to receive exactly what we promised him.

Le client mérite de recevoir exactement ce que nous lui avons promis.

*Philip B. Crosby*

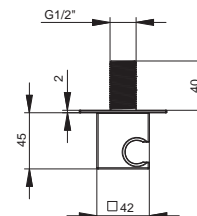
■ PRESE ACQUA E SUPPORTI | OUTLETS AND SHOWER HOLDERS | PRISES D'EAU ET SUPPORTS

**G24089**



**QUADRO PRESA ACQUA CON SUPPORTO**

FIN.	EURO
C	101,00
NO BI	162,00
RO GO NS TU	192,00
OR OS NE	222,00

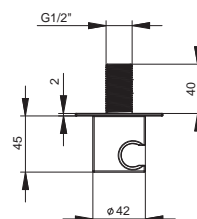


**G24090**



**TONDO PRESA ACQUA CON SUPPORTO**

FIN.	EURO
C	88,00
NO BI	142,00
OO RO GO BR RA NS TU	168,00
OR OS NE	195,00



**G24045**

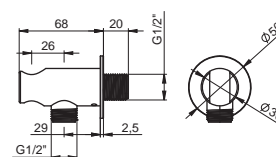


**PRESA ACQUA MINIMALE TONDA A PARETE IN OTTONE CON SUPPORTO DOCCIA**

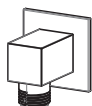
WALL BRASS MINIMAL ROUND WATER OUTLET WITH HAND SHOWER HOLDER

SUPPORT MURAL MINIMAL ROND EN LAITON POUR DOUCHETTE AVEC PRISE D'EAU

FIN.	EURO
C	64,00
NO BI	103,00
OO RO GO BR RA NS TU	123,00
OR OS NE	142,00



**G24047**

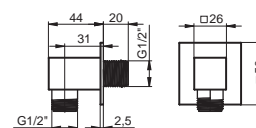


**PRESA ACQUA MINIMALE QUADRATA A PARETE IN OTTONE**

WALL BRASS MINIMAL SQUARED WATER OUTLET

PRISE D'EAU MURALE MINIMALE CARRÉ EN LAITON

FIN.	EURO
C	65,00
NO BI	104,00
RO GO NS TU	124,00
OR OS NE	143,00

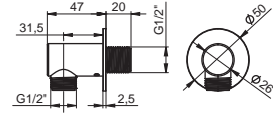


## PRESE ACQUA E SUPPORTI | OUTLETS AND SHOWER HOLDERS | PRISES D'EAU ET SUPPORTS

### G24046




**PRESA ACQUA MINIMALE TONDA A PARETE IN OTTONE**  
WALL BRASS MINIMAL ROUND WATER OUTLET  
PRISE D'EAU MURALE MINIMALE ROND EN LAITON



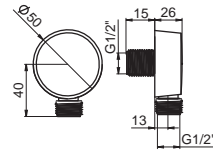
FIN.	EURO
C	57,00
NO BI	91,00
OO RO GO BR RA NS TU	108,00
OR OS NE	125,00



### G24003



**PRESA ACQUA A PARETE IN OTTONE**  
WALL BRASS WATER OUTLET  
PRISE D'EAU MURALE EN LAITON



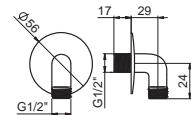
FIN.	EURO
C	38,00



### G24005



**PRESA ACQUA TONDA A PARETE AD ANGOLO IN OTTONE**  
WALL ROUND BRASS ANGLE WATER OUTLET  
PRISE D'EAU RONDE À ANGLE EN LAITON



FIN.	EURO
C	26,00

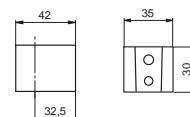


■ PRESE ACQUA E SUPPORTI | OUTLETS AND SHOWER HOLDERS | PRISES D'EAU ET SUPPORTS

**G24050**



**SUPPORTO DOCCIA QUADRATO A PARETE IN ABS**  
WALL ABS SQUARED HAND SHOWER HOLDER  
SUPPORT DOUCHETTE MURAL CARRÉ EN ABS

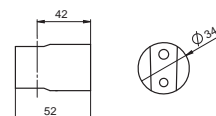


FIN.	EURO
C	<b>20,00</b>
NO BI	<b>32,00</b>
RO GO NS TU	<b>38,00</b>
OR OS NE	<b>44,00</b>

**G24023**



**SUPPORTO DOCCIA TONDO A PARETE IN ABS**  
WALL ABS ROUND HAND SHOWER HOLDER  
SUPPORT DOUCHETTE MURAL ROND EN ABS

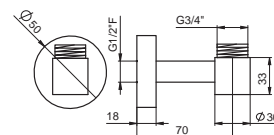


FIN.	EURO
C	<b>18,00</b>
NO BI	<b>29,00</b>
OO RO GO BR RA NS TU	<b>34,00</b>
OR OS NE	<b>40,00</b>

**G24042**




**PRESA ACQUA PER COLONNA DOCCIA**  
WATER OUTLET FOR SHOWER COLUMN  
PRISE D'EAU POUR COLONNE DE DOUCHE



FIN.	EURO
C	<b>107,00</b>
NO BI	<b>172,00</b>
OO RO GO BR RA NS TU	<b>205,00</b>
OR OS NE	<b>237,00</b>





PROGRAMMA ACQUA BENESSERE & VITA

## **SHUT-OFF, IDRO WC, PLACCA WC & PASSO RAPIDI**

SHUT-OFF, HYDRO WC, TOILET PLATE, WC-FLUSH-VALVE

SHUT-OFF, HYDRO WC, PLAQUE TOILETTE, ROBINETS DE CHASSE

---


Il contenuto precede il design. Il design in assenza di contenuti non è design, è decorazione.

Content precedes design. Design in the absence of contents is not design, it is decoration.

Le contenu précède le design. Le design en l'absence de contenu n'est pas du design, c'est de la décoration

*Jeffrey Zeldman*



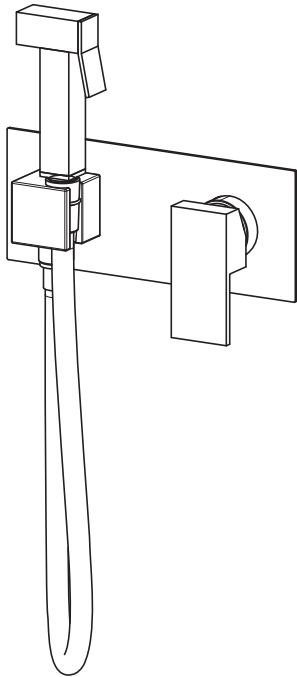




## ■ SHUT-OFF, IDRO WC, PLACCA WC & PASSO RAPIDI

SHUT-OFF, HYDRO WC, TOILET PLATE, WC-FLUSH-VALVE | SHUT-OFF, HYDRO WC, PLAQUE TOILETTE, ROBINETS DE CHASSE

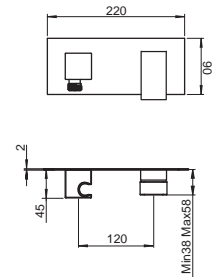
### EST-264235



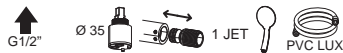
#### SET ESTERNO PER COLONNA DOCCIA TELESCOPICA QUADRATA CON MISCELATORE TERMOSTATICO, DEVIATORE A 2 VIE, ACCESSORI E SOFFIONE IN OTTONE

EXTERNAL SET FOR TELESCOPIC SQUARED SHOWER COLUMN WITH THERMOSTATIC MIXER, 2 WAYS DIVERTER, BRASS ACCESSORIE AND SHOWER HEAD

SET EXTERNE POUR COLONNE DE DOUCHE TÉLESCOPIQUE CARRÉE AVEC MITIGEUR THERMOSTATIQUE, INVERSEUR 2 SORTIES, ACCESSOIRES ET POMME DE DOUCHE EN LAITON

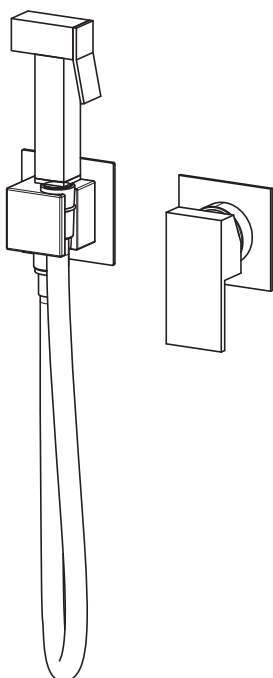


FIN.	EURO
C	300,00
NO BI	480,00
RO GO NS TU	570,00
OR OS NE	661,00



PER/FOR/POUR  
INC-350/360/BOX

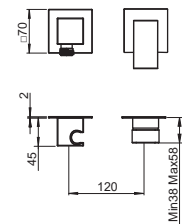
### EST-264230



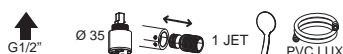
#### SET ESTERNO PER COLONNA DOCCIA TELESCOPICA QUADRATA CON MISCELATORE TERMOSTATICO, DEVIATORE A 2 VIE, ACCESSORI E SOFFIONE IN OTTONE

EXTERNAL SET FOR TELESCOPIC SQUARED SHOWER COLUMN WITH THERMOSTATIC MIXER, 2 WAYS DIVERTER, BRASS ACCESSORIE AND SHOWER HEAD

SET EXTERNE POUR COLONNE DE DOUCHE TÉLESCOPIQUE CARRÉE AVEC MITIGEUR THERMOSTATIQUE, INVERSEUR 2 SORTIES, ACCESSOIRES ET POMME DE DOUCHE EN LAITON



FIN.	EURO
C	242,00
NO BI	387,00
RO GO NS TU	460,00
OR OS NE	533,00

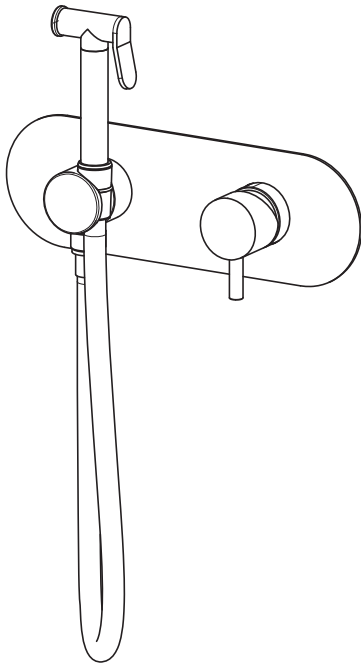


PER/FOR/POUR  
INC-350/360/BOX

## ■ SHUT-OFF, IDRO WC, PLACCA WC & PASSO RAPIDI

SHUT-OFF, HYDRO WC, TOILET PLATE, WC-FLUSH-VALVE | SHUT-OFF, HYDRO WC, PLAQUE TOILETTE, ROBINETS DE CHASSE

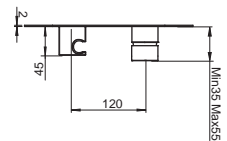
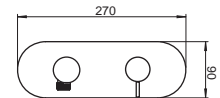
### EST-262835



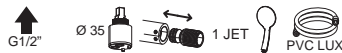
**SET ESTERNO PER COLONNA DOCCIA TELESCOPICA  
TONDA CON MISCELATORE TERMOSTATICO,  
DEVIATORE A 2 VIE, ACCESSORI E SOFFIONÈ IN  
OTTONE**

EXTERNAL SET FOR TELESCOPIC ROUND SHOWER  
COLUMN WITH THERMOSTATIC MIXER, 2 WAYS  
DIVERTER, BRASS ACCESSORIE AND SHOWER HEAD

SET EXTERNE POUR COLONNE DE DOUCHE  
TÉLESCOPIQUE RONDE AVEC MITIGEUR  
THERMOSTATIQUE, INVERSEUR 2 SORTIES,  
ACCESSOIRES ET POMME DE DOUCHE EN LAITON

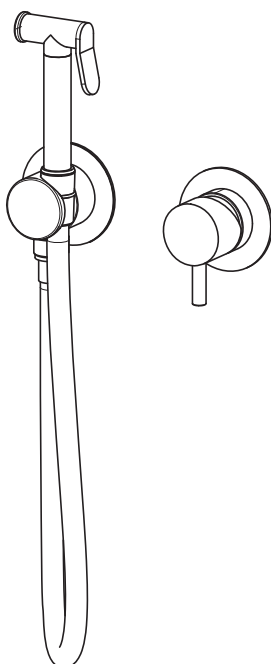


FIN.	EURO
C	269,00
NO BI	431,00
OO RO GO BR RA NS TU	512,00
OR OS NE	593,00



PER/FOR/POUR  
INC-350/360/BOX

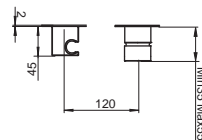
### EST-262830



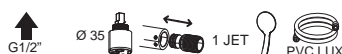
**SET ESTERNO PER COLONNA DOCCIA TELESCOPICA  
TONDA CON MISCELATORE TERMOSTATICO,  
DEVIATORE A 2 VIE, ACCESSORI E SOFFIONÈ IN  
OTTONE**

EXTERNAL SET FOR TELESCOPIC ROUND SHOWER  
COLUMN WITH THERMOSTATIC MIXER, 2 WAYS  
DIVERTER, BRASS ACCESSORIE AND SHOWER HEAD

SET EXTERNE POUR COLONNE DE DOUCHE  
TÉLESCOPIQUE RONDE AVEC MITIGEUR  
THERMOSTATIQUE, INVERSEUR 2 SORTIES,  
ACCESSOIRES ET POMME DE DOUCHE EN LAITON



FIN.	EURO
C	203,00
NO BI	325,00
OO RO GO BR RA NS TU	387,00
OR OS NE	448,00

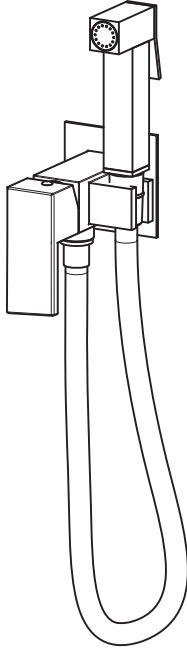


PER/FOR/POUR  
INC-350/360/BOX

## ■ SHUT-OFF, IDRO WC, PLACCA WC & PASSO RAPIDI

SHUT-OFF, HYDRO WC, TOILET PLATE, WC-FLUSH-VALVE | SHUT-OFF, HYDRO WC, PLAQUE TOILETTE, ROBINETS DE CHASSE

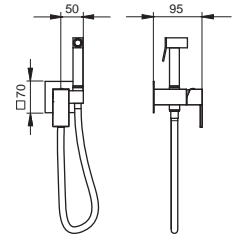
### EST-264240



#### SET ESTERNO PER KIT SHUT-OFF QUADRATO CON PRESA ACQUA E SUPPORTO DOCCIA

EXTERNAL SET FOR SQUARED SHUT-OFF KIT WITH WATER OUTLET AND HAND SHOWER HOLDER

SET EXTERNE POUR KIT SHUT-OFF CARRÉ AVEC PRISE D'EAU ET SUPPORT DOUCHETTE

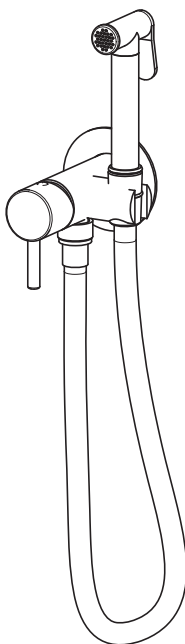


FIN.	EURO
C	315,00
NO BI	504,00
OO RO GO BR RA NS TU	599,00
OR OS NE	693,00



PER/FOR/POUR  
INC-264-BOX

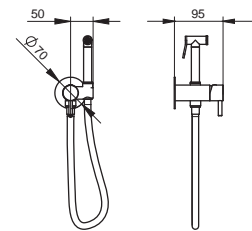
### EST-262840



#### SET ESTERNO PER KIT SHUT-OFF TONDO CON PRESA ACQUA E SUPPORTO DOCCIA

EXTERNAL SET FOR ROUND SHUT-OFF KIT WITH WATER OUTLET AND HAND SHOWER HOLDER

SET EXTERNE POUR KIT SHUT-OFF ROND AVEC PRISE D'EAU ET SUPPORT DOUCHETTE



FIN.	EURO
C	255,00
NO BI	408,00
RO GO NS TU	485,00
OR OS NE	561,00

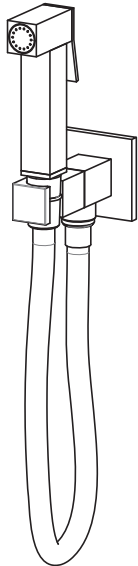


PER/FOR/POUR  
INC-264-BOX

## ■ SHUT-OFF, IDRO WC, PLACCA WC & PASSO RAPIDI

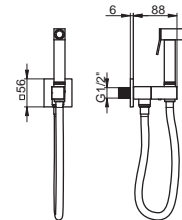
SHUT-OFF, HYDRO WC, TOILET PLATE, WC-FLUSH-VALVE | SHUT-OFF, HYDRO WC, PLAQUE TOILETTE, ROBINETS DE CHASSE

**264210**



### KIT IDRO WC QUADRATO

SQUARED HYDRO WC KIT  
KIT HYDRO WC CARRÉ



#### FIN.

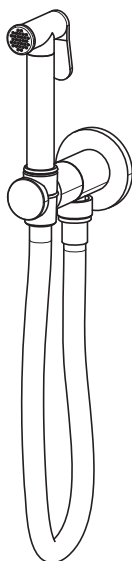
C  
NO|BI  
RO|GO|NS|TU  
OR|OS|NE

#### EURO

**247,00**  
**395,00**  
**470,00**  
**544,00**

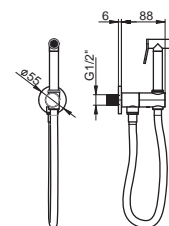


**262810**



### KIT IDRO WC TONDO

ROUND HYDRO WC KIT  
KIT HYDRO WC ROND



#### FIN.

C  
NO|BI  
OO|RO|GO|BR|RA|NS|TU  
OR|OS|NE

#### EURO

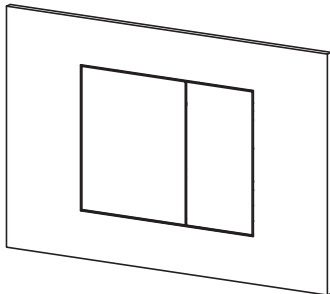
**181,00**  
**290,00**  
**344,00**  
**398,00**



## ■ SHUT-OFF, IDRO WC, PLACCA WC & PASSO RAPIDI

SHUT-OFF, HYDRO WC, TOILET PLATE, WC-FLUSH-VALVE | SHUT-OFF, HYDRO WC, PLAQUE TOILETTE, ROBINETS DE CHASSE

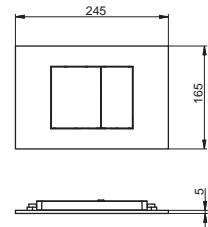
### G98001



**PLACCA PER CASSETTA DI SCARICO WC DA INCASSO  
(COMPATIBILE CON GEBERIT SIGMA8/UP720 -  
SIGMA12/UP320 & TECE BOX-8)**

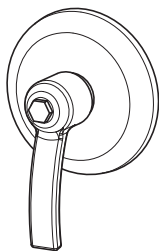
PLATE FOR BUILT-IN TOILET CISTERN (COMPATIBLE  
WITH GEBERIT SIGMA8/UP720 - SIGMA12/UP320 &  
TECE BOX-8)

PLAQUE POUR RESERVOIR TOILETTE ENCASTRE'  
(COMPATIBLE AVEC GEBERIT SIGMA8/UP720 -  
SIGMA12/UP320 & TECE BOX-8)



FIN.	EURO
C	<b>598,00</b>
NO BI	<b>956,00</b>
OO RO GO BR RA NS TU	<b>1136,00</b>
OR OS NE	<b>1315,00</b>

### G65011

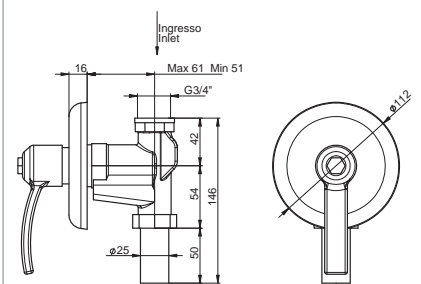


**PASSO RAPIDO AUTOMATICO PER W.C. DA INCASSO  
DA 3/4"**

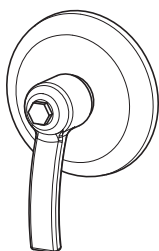
AUTOMATIC 3/4" W.C. BUILT-IN FLUSHVALVE

ROBINET DE CHASSE W.C. AUTOMATIQUE ENCASTRE'  
3/4"

FIN.	EURO
C	<b>175,00</b>



### G65012

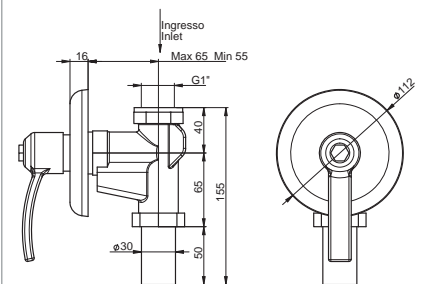


**PASSO RAPIDO AUTOMATICO PER W.C DA INCASSO  
DA 1"**

AUTOMATIC 1" W.C. BUILT-IN FLUSHVALVE

ROBINET DE CHASSE W.C. AUTOMATIQUE  
ENCASTRE' 1"

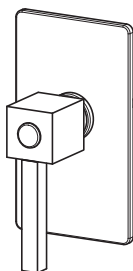
FIN.	EURO
C	<b>182,00</b>



## ■ SHUT-OFF, IDRO WC, PLACCA WC & PASSO RAPIDI

SHUT-OFF, HYDRO WC, TOILET PLATE, WC-FLUSH-VALVE | SHUT-OFF, HYDRO WC, PLAQUE TOILETTE, ROBINETS DE CHASSE

### G65017



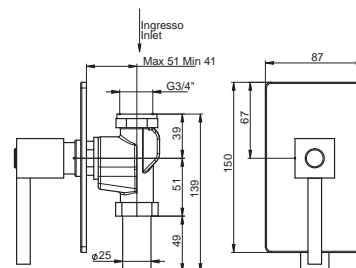
#### PASSO RAPIDO PER W.C. DA INCASSO DA 3/4"

3/4" W.C. BUILT-IN FLUSHVALVE

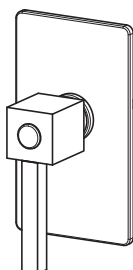
ROBINET DE CHASSE W.C. ENCASTRÉ 3/4"

FIN.  
C

EURO  
134,00



### G65018



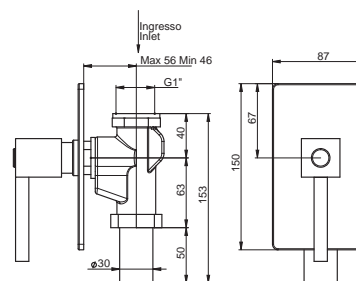
#### PASSO RAPIDO PER W.C. DA INCASSO DA 1"

1" W.C. BUILT-IN FLUSHVALVE

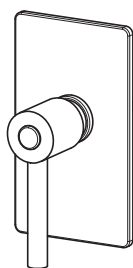
ROBINET DE CHASSE W.C. ENCASTRÉ 1"

FIN.  
C

EURO  
143,00



### G65019



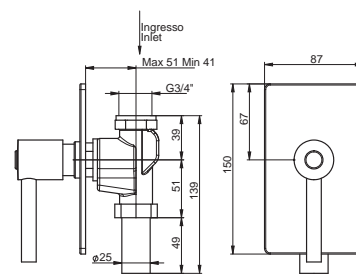
#### PASSO RAPIDO PER W.C. DA INCASSO DA 3/4"

3/4" W.C. BUILT-IN FLUSHVALVE

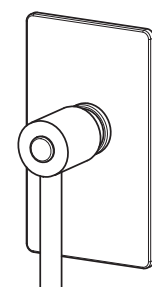
ROBINET DE CHASSE W.C. ENCASTRÉ 3/4"

FIN.  
C

EURO  
127,00



### G65020



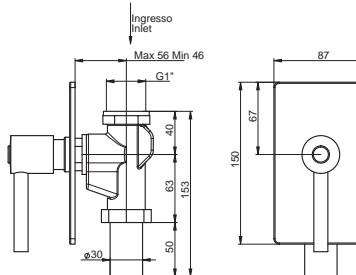
#### PASSO RAPIDO PER W.C. DA INCASSO DA 1"

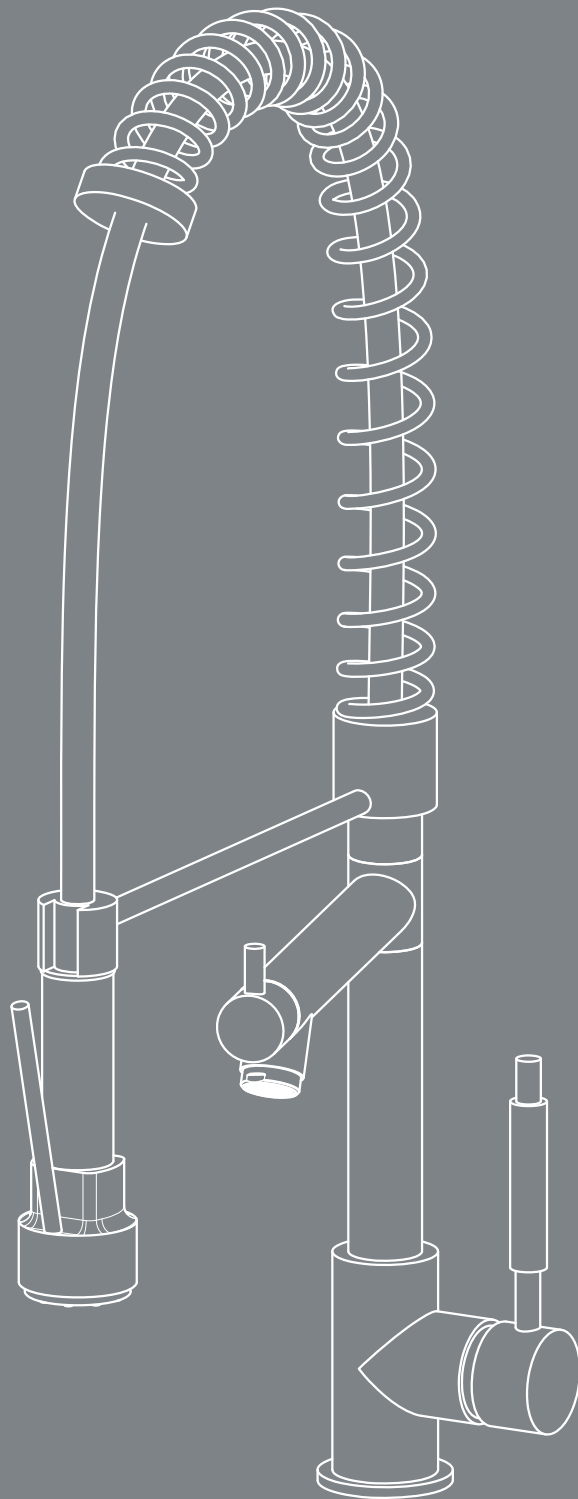
1" W.C. BUILT-IN FLUSHVALVE

ROBINET DE CHASSE W.C. ENCASTRÉ 1"

FIN.  
C

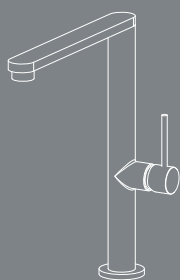
EURO  
135,00



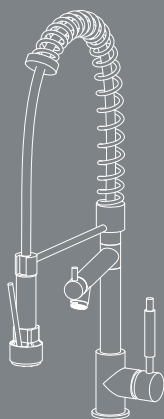


PROGRAMMA  
**ACQUA FARINA & DESIGN**

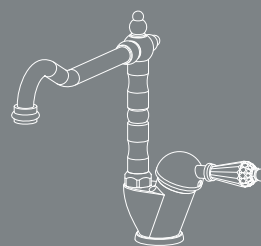
---



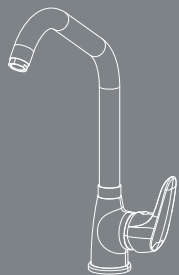
INOX



MODERNI



LE ANTICHE



COLLEZIONE ECO







































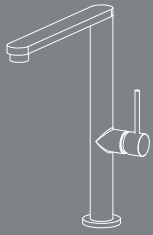




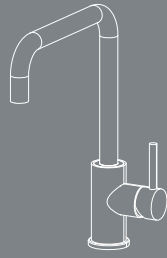
■ INOX

■ MODERNI

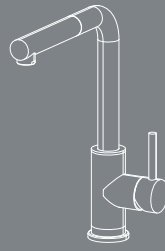
72900AI



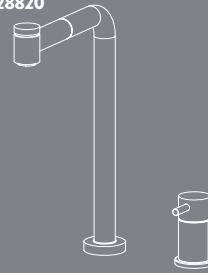
72950AI



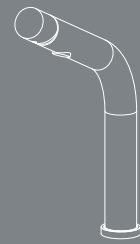
72800AI



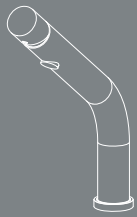
28820



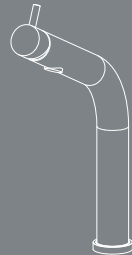
49750



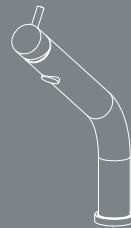
49760



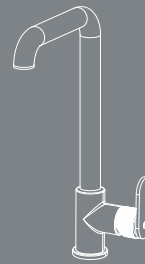
28750



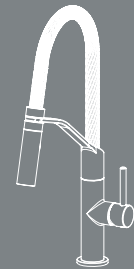
28760



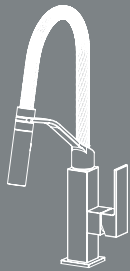
07950



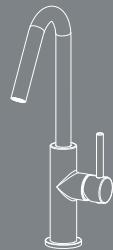
28810



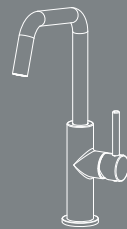
42810



28700



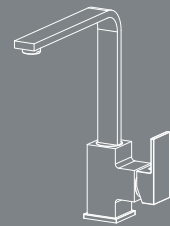
28710



84750



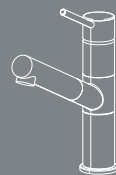
42950



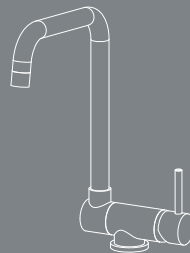
28600



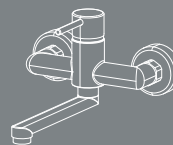
28800



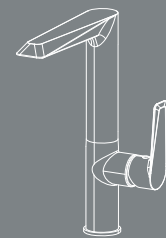
62750



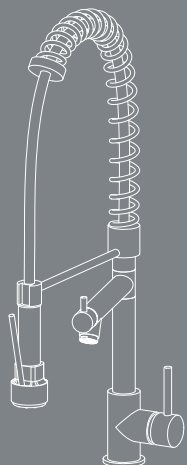
28850



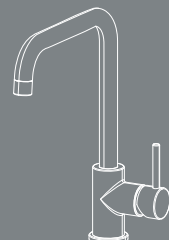
39600



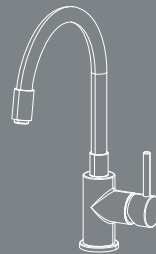
69950



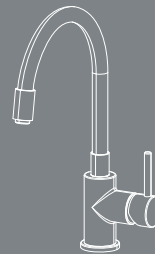
70950



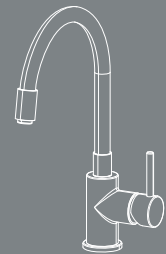
70950BI-TB



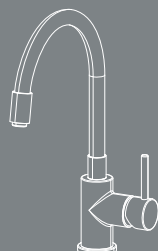
70950GO-TG



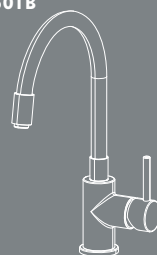
70950NO-TN



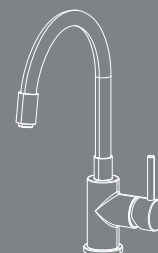
70950TN



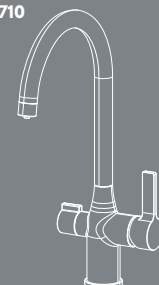
70950TB



70950TG

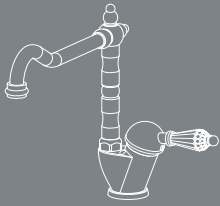


64710

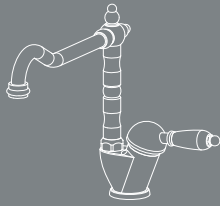


## ■ ANTICHI

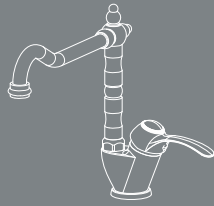
46760



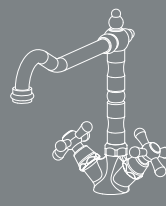
63760



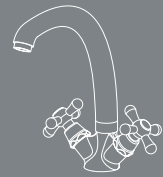
02760



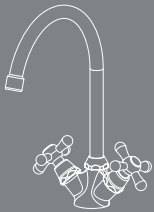
61750



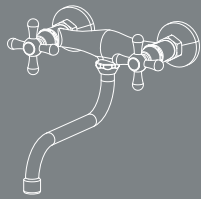
56950




61730



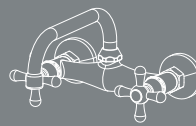
57850



87910

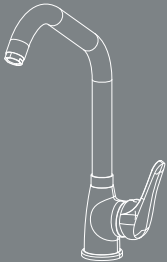


87900

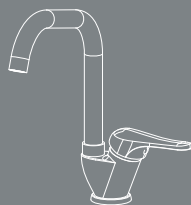


## ■ COLLEZIONE ECO

52750



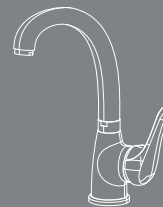
52760



53700



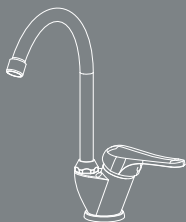
86750



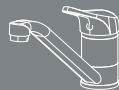
53710



51900



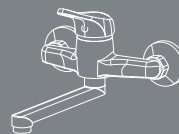
54750



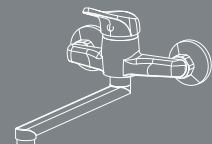
58900



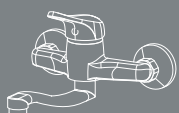
55850




55840



55870



55880





ACQUA FARINA & DESIGN  
**INOX**

---

Si potrebbe considerare l'architettura come la storia impressa nelle pietre.

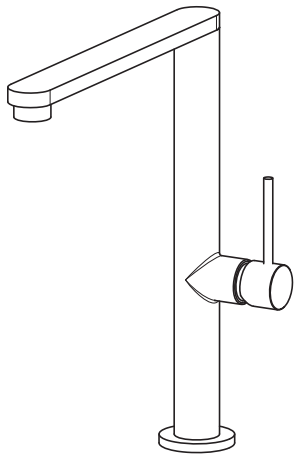
Architecture could be considered as history imprinted in stones.

L'architecture pourrait être considérée comme une histoire imprimé dans les pierres.

*A. L. Rowse*

■ INOX

**72900AI**

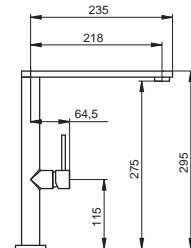



**MISCELATORE MONOCOMANDO PER CUCINA IN ACCIAIO INOX**

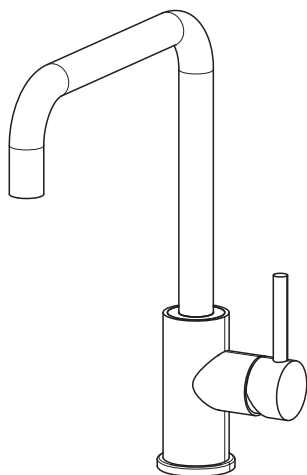
STAINLESS STEEL KITCHEN MIXER  
MITIGEUR CUISINE EN ACIER INOX

FIN.  
AI

EURO  
317,00



**72950AI**

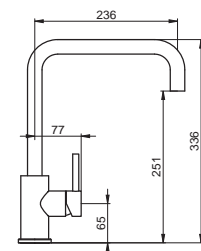


**MISCELATORE MONOCOMANDO PER CUCINA IN ACCIAIO INOX**

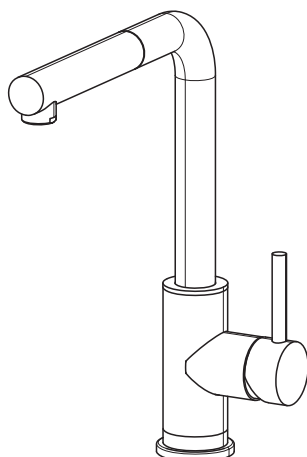
STAINLESS STEEL KITCHEN MIXER  
MITIGEUR CUISINE EN ACIER INOX

FIN.  
AI

EURO  
265,00



**72800AI**



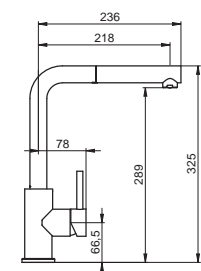
**MISCELATORE MONOCOMANDO PER CUCINA CON DOCCETTA ESTRAIBILE IN ACCIAIO INOX**

STAINLESS STEEL KITCHEN MIXER WITH PULL-OUT SPRAY

MITIGEUR CUISINE EN ACIER INOX AVEC DOUCHETTE AMOVIBLE

FIN.  
AI

EURO  
311,00





ACQUA FARINA & DESIGN  
**MODERNI**

---

Un buon oggetto di design è per sempre.

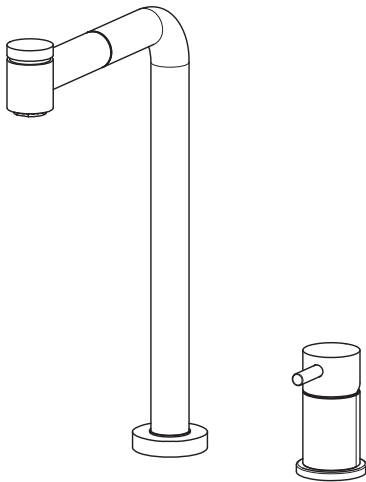
A good design object is forever.

Un bon objet de design est pour toujours.

*Van Day Truex*

■ MODERNI

28820



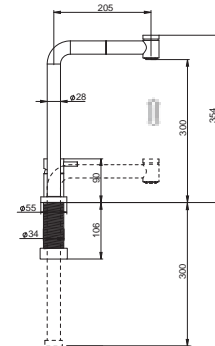
**MISCELATORE MONOCOMANDO PER CUCINA CON BOCCA RETRAIBILE E DOCCETTA ESTRAIBILE A 2 FUNZIONI**

KITCHEN MIXER WITH RETRACTABLE SPOUT AND 2 FUNCTIONS PULL-OUT SPRAY

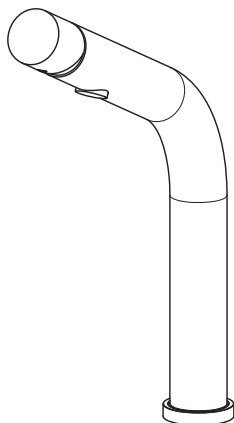
MITIGEUR CUISINE AVEC BEC RETRACTABLE ET DOUCHETTE AMOVIBLE A 2 FONCTIONS

FIN.  
C  
OR | OS | NE

EURO  
759,00  
1671,00



49750



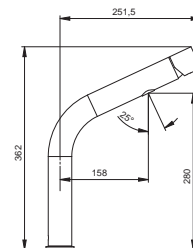
**ELETTRONICO PER LAVELLO CUCINA BIG**

ELECTRONIC KITCHEN MIXER BIG

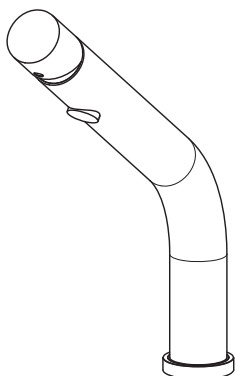
MITIGEUR ÉLECTRONIQUE POUR CUISINE BIG

FIN.  
C  
NO | BI  
OO | RO | GO | BR | RA | NS | TU  
OR | OS | NE

EURO  
340,00  
544,00  
646,00  
748,00



49760



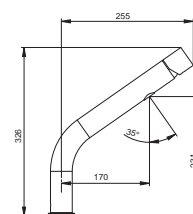
**ELETTRONICO PER LAVELLO CUCINA MEDIUM**

ELECTRONIC KITCHEN MIXER MEDIUM

MITIGEUR ÉLECTRONIQUE POUR CUISINE MEDIUM

FIN.  
C  
NO | BI  
OO | RO | GO | BR | RA | NS | TU  
OR | OS | NE

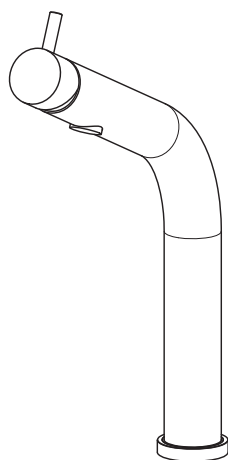
EURO  
330,00  
528,00  
627,00  
726,00





## MODERNI

28750

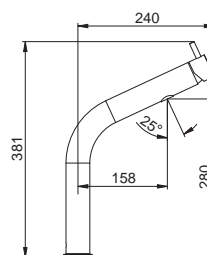


**MISCELATORE MONOCOMANDO PER LAVELLO  
CUCINA BIG**

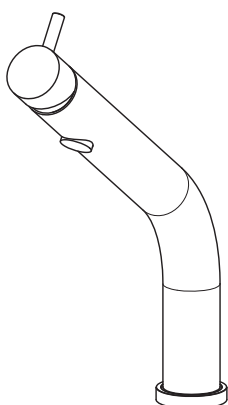
SINGLE LEVER KITCHEN MIXER BIG

MITIGEUR POUR CUISINE AVEC MANETTE  
FRONTALE BIG

FIN.	EURO
C	<b>340,00</b>
NO BI	<b>544,00</b>
OO RO GO BR RA NS TU	<b>646,00</b>
OR OS NE	<b>748,00</b>



28760

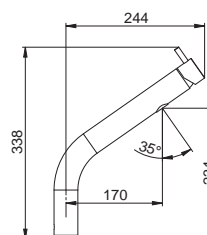


**MISCELATORE MONOCOMANDO PER LAVELLO  
CUCINA MEDIUM**

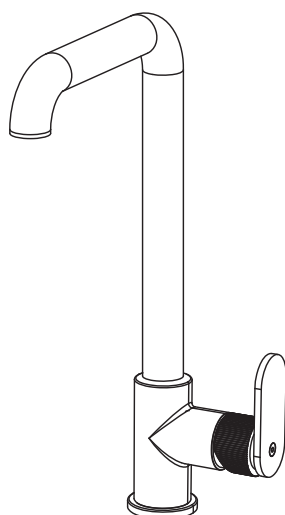
SINGLE LEVER KITCHEN MIXER MEDIUM

MITIGEUR POUR CUISINE AVEC MANETTE FRONTALE  
MEDIUM

FIN.	EURO
C	<b>330,00</b>
NO BI	<b>528,00</b>
OO RO GO BR RA NS TU	<b>627,00</b>
OR OS NE	<b>726,00</b>



07950

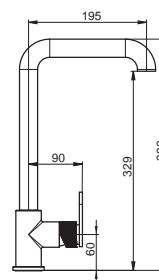


**MISCELATORE MONOCOMANDO PER LAVELLO  
CUCINA CON BOCCA GIREVOLE**

KITCHEN MIXER WITH SWIVEL SPOUT

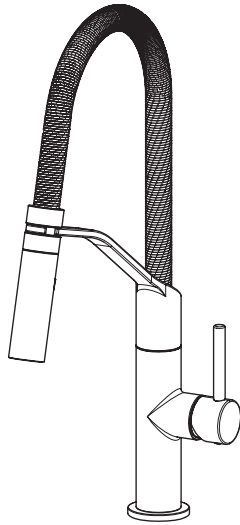
MITIGEUR CUISINE AVEC BEC PIVOTANT

FIN.	EURO
C	<b>345,00</b>
OO GO NS TU	<b>656,00</b>
OS	<b>760,00</b>



■ MODERNI

28810



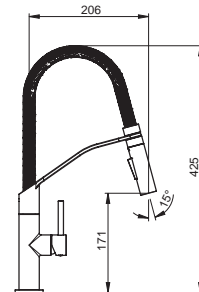
**MISCELATORE MONOCOMANDO PER CUCINA CON DOCCETTA ESTRAIBILE A 2 FUNZIONI**

KITCHEN MIXER WITH 2 FUNCTIONS PULL-OUT SPRAY

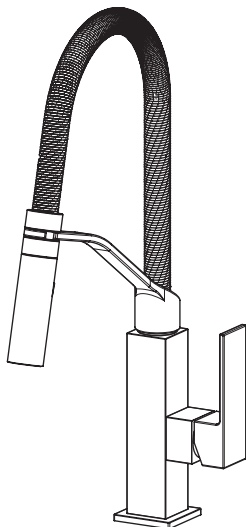
MITIGEUR CUISINE AVEC DOUCHETTE AMOVIBLE A 2 FONCTIONS

FIN.  
C

EURO  
355,00



42810



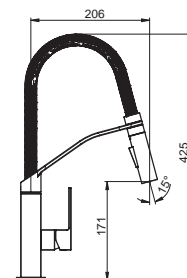
**MISCELATORE MONOCOMANDO PER CUCINA CON DOCCETTA ESTRAIBILE A 2 FUNZIONI**

KITCHEN MIXER WITH 2 FUNCTIONS PULL-OUT SPRAY

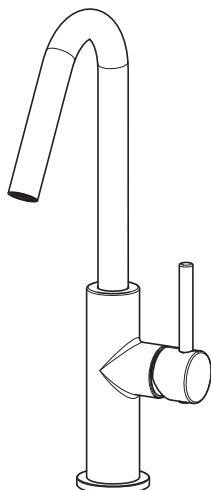
MITIGEUR CUISINE AVEC DOUCHETTE AMOVIBLE A 2 FONCTIONS

FIN.  
C

EURO  
374,00



28700



**MISCELATORE MONOCOMANDO PER CUCINA/BAGNO**

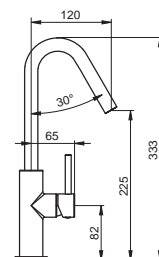

KITCHEN/WASHBASIN MIXER

MITIGEUR CUISINE/LAVABO

FIN.

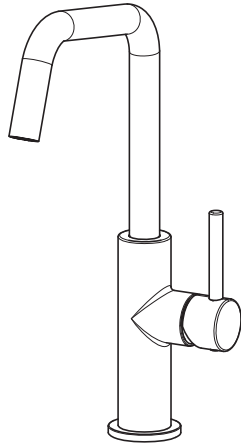
C  
NO|BI NS|BR|RA  
OO|RO|GO|NS|TU  
OS

EURO  
182,00  
292,00  
347,00  
402,00



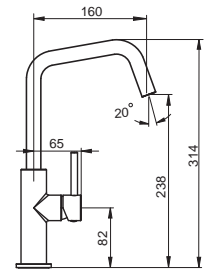

## MODERNI

**28710**

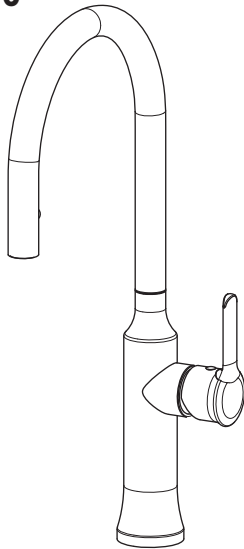


**MISCELATORE MONOCOMANDO PER CUCINA/BAGNO**  
KITCHEN/WASHBASIN MIXER  
MITIGEUR CUISINE/LAVABO

<b>FIN.</b>	<b>EURO</b>
C	<b>177,00</b>
NO BI NS BR RA	<b>284,00</b>
OO RO GO RA NS TU	<b>337,00</b>
OS	<b>391,00</b>

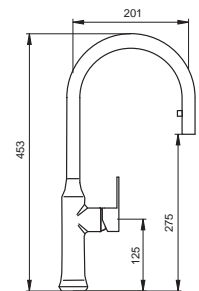


**84750**

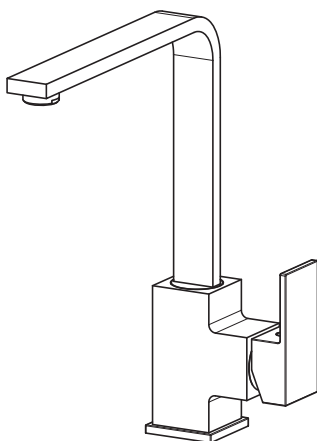


**MISCELATORE MONOCOMANDO PER CUCINA CON DOCCETTA ESTRAIBILE**  
KITCHEN MIXER WITH PULL-OUT SPRAY  
MITIGEUR CUISINE AVEC DOUCHETTE AMOVIBLE

<b>FIN.</b>	<b>EURO</b>
C	<b>295,00</b>
NO	<b>473,00</b>

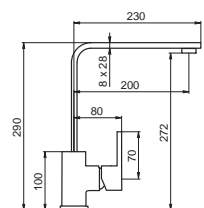


**42950**



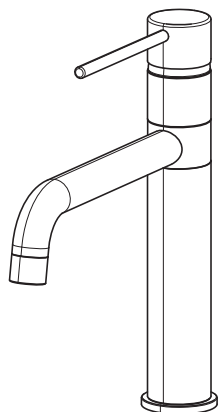
**MISCELATORE MONOCOMANDO PER CUCINA**  
KITCHEN MIXER  
MITIGEUR CUISINE

<b>FIN.</b>	<b>EURO</b>
C	<b>243,00</b>
NO BI	<b>389,00</b>
NS	<b>463,00</b>
OS	<b>536,00</b>



■ MODERNI

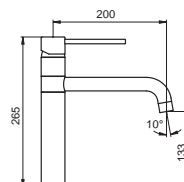
28600



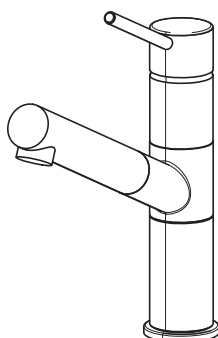
**MISCELATORE MONOCOMANDO PER CUCINA**  
KITCHEN MIXER  
MITIGEUR CUISINE

FIN.  
C

EURO  
269,00



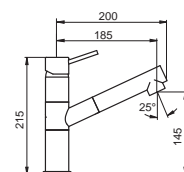
28800



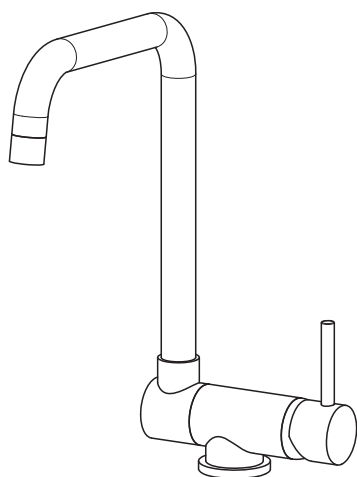
**MISCELATORE MONOCOMANDO PER CUCINA CON  
DOCCHETTA ESTRAIBILE**  
KITCHEN MIXER WITH PULL-OUT SPRAY  
MITIGEUR CUISINE AVEC DOUCHETTE AMOVIBLE

FIN.  
C

EURO  
267,00



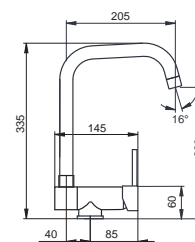
62750



**MISCELATORE MONOCOMANDO PER CUCINA  
SOTTOFINESTRA**  
UNDER WINDOW KITCHEN MIXER  
MITIGEUR CUISINE SOUS-FENETRE

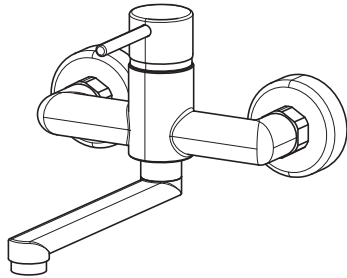
FIN.  
C

EURO  
342,00



■ MODERNI

28850

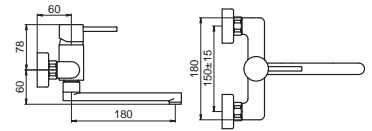


**MISCELATORE MONOCOMANDO PER CUCINA A PARETE**

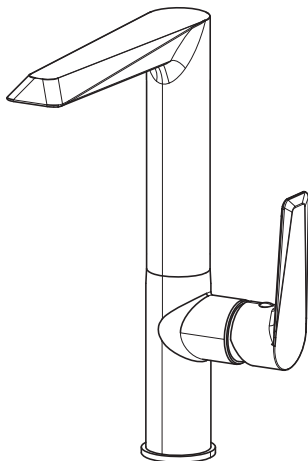
WALL MOUNTED KITCHEN MIXER  
MITIGEUR CUISINE MURAL

FIN.  
C

EURO  
181,00



39600



**MISCELATORE MONOCOMANDO PER CUCINA**

KITCHEN MIXER  
MITIGEUR CUISINE

FIN.

C  
NO|BI  
NS  
OS

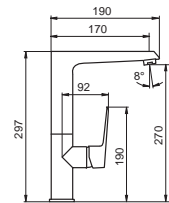
EURO

243,00

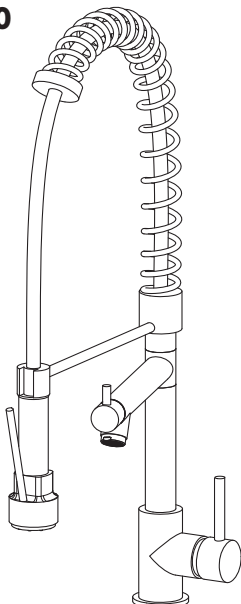
390,00

463,00

536,00



69950



**MISCELATORE MONOCOMANDO PER CUCINA PROFESSIONALE CON DOCCETTA ESTRAIBILE**

PROFESSIONAL KITCHEN MIXER WITH PULL-OUT SPRAY

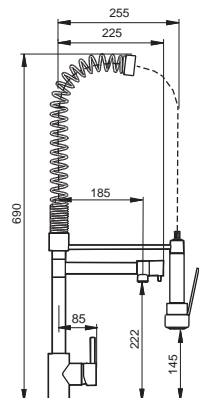
MITIGEUR CUISINE PROFESSIONNEL AVEC DOUCHETTE AMOVIBLE

FIN.

C

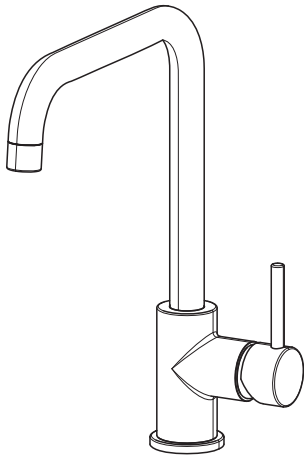
EURO

742,00



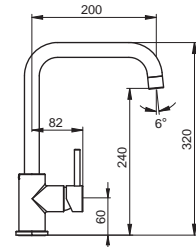
■ MODERNI

70950

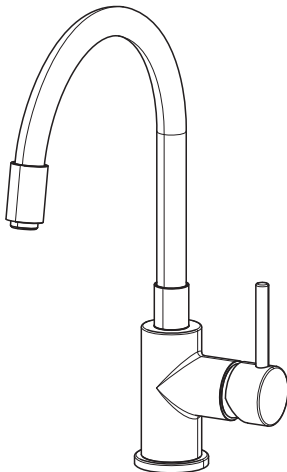


**MISCELATORE MONOCOMANDO PER CUCINA**  
KITCHEN MIXER  
MITIGEUR CUISINE

<b>FIN.</b>	<b>EURO</b>
C	<b>157,00</b>
NO BI	<b>251,00</b>
OO RO GO BR RA NS TU	<b>299,00</b>
OR OS NE	<b>346,00</b>



70950BI-TB

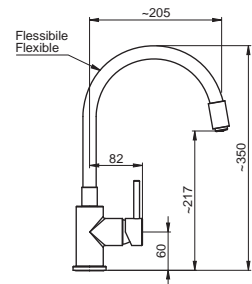


**MISCELATORE MONOCOMANDO PER CUCINA CON COLLO IN TUBO FLESSIBILE (CORPO E COLLO IN FINITURA)**

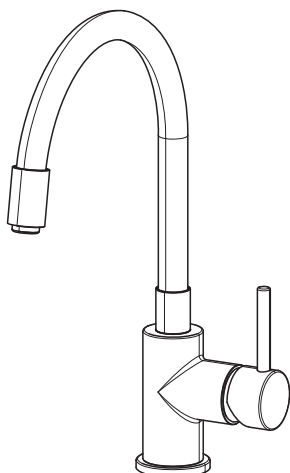
KITCHEN MIXER WITH FLEXIBLE NECK (BODY AND NECK IN FINISHING)

MITIGEUR CUISINE AVEC BEC FLEXIBLE (CORPS ET BEC EN FINITION)

<b>FIN.</b>	<b>EURO</b>
BI	<b>298,00</b>



70950GO-TG

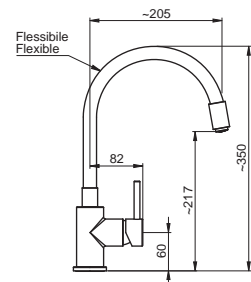


**MISCELATORE MONOCOMANDO PER CUCINA CON COLLO IN TUBO FLESSIBILE (CORPO E COLLO IN FINITURA)**

KITCHEN MIXER WITH FLEXIBLE NECK (BODY AND NECK IN FINISHING)

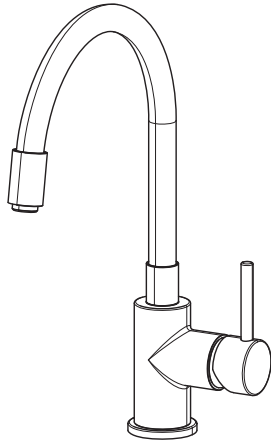
MITIGEUR CUISINE AVEC BEC FLEXIBLE (CORPS ET BEC EN FINITION)

<b>FIN.</b>	<b>EURO</b>
GO	<b>298,00</b>



■ MODERNI

**70950NO-TN**



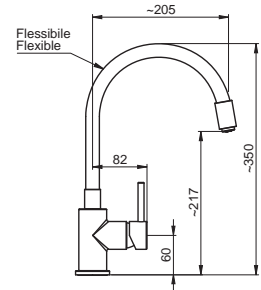
**MISCELATORE MONOCOMANDO PER CUCINA CON COLLO IN TUBO FLESSIBILE (CORPO E COLLO IN FINITURA)**

KITCHEN MIXER WITH FLEXIBLE NECK (BODY AND NECK IN FINISHING)

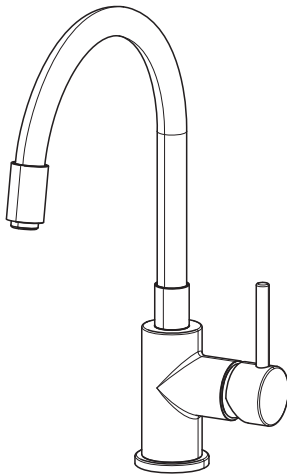
MITIGEUR CUISINE AVEC BEC FLEXIBLE (CORPS ET BEC EN FINITION)

FIN.  
NO

EURO  
298,00



**70950TN**



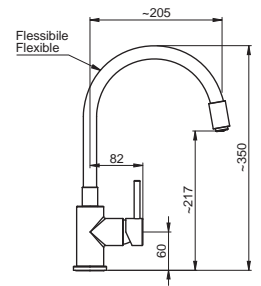
**MISCELATORE MONOCOMANDO PER CUCINA CON COLLO IN TUBO FLESSIBILE**

KITCHEN MIXER WITH FLEXIBLE NECK

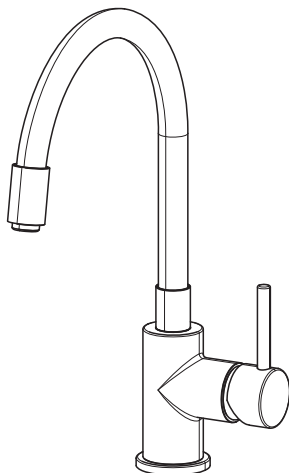
MITIGEUR CUISINE AVEC BEC FLEXIBLE

FIN.  
C

EURO  
180,00



**70950TB**



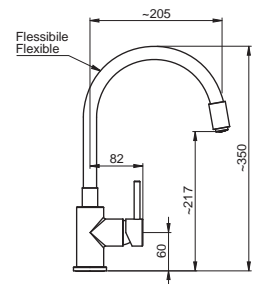
**MISCELATORE MONOCOMANDO PER CUCINA CON COLLO IN TUBO FLESSIBILE**

KITCHEN MIXER WITH FLEXIBLE NECK

MITIGEUR CUISINE AVEC BEC FLEXIBLE

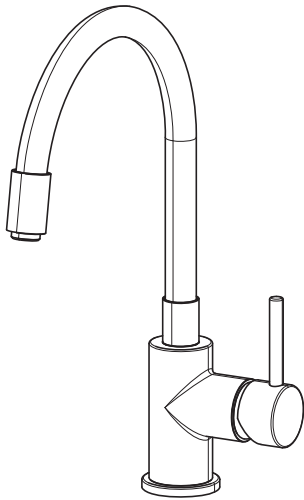
FIN.  
C

EURO  
180,00



■ MODERNI

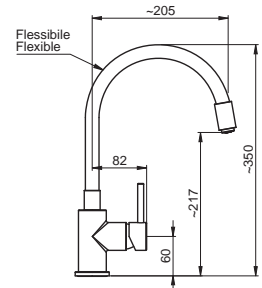
70950TG



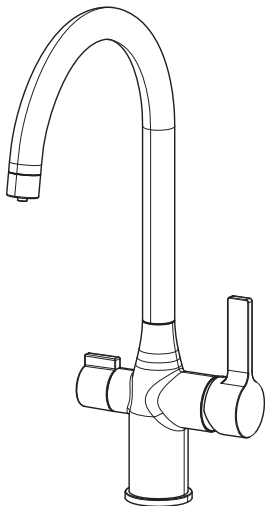
**MISCELATORE MONOCOMANDO PER CUCINA CON COLLO IN TUBO FLESSIBILE**  
KITCHEN MIXER WITH FLEXIBLE NECK  
MITIGEUR CUISINE AVEC BEC FLEXIBLE

FIN.  
C

EURO  
180,00



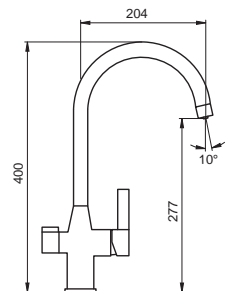
64710



**MISCELATORE MONOCOMANDO PER CUCINA CON ATTACCO PER ACQUE SEPARATE**  
KITCHEN MIXER WITH SEPARATE DRINKING WATER OUTLET  
MITIGEUR CUISINE AVEC SORTIE SEPARÈ EAU FILTRÉE

FIN.  
C

EURO  
306,00









ACQUA FARINA & DESIGN

## ANTICHI

---

Un designer è una sintesi di artista, inventore, meccanico, economista e stratega.

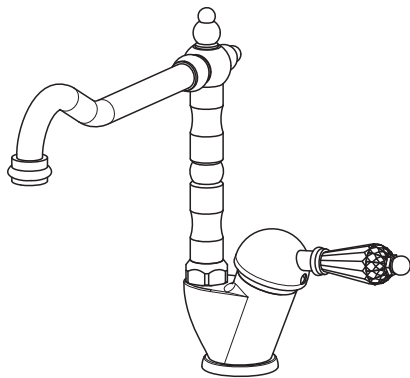
A designer is a synthesis of artist, inventor, mechanic, economist and strategist.

Un designer est une synthèse d'artiste, d'inventeur, de mécanicien, d'économiste et de stratège.

*Buckminster Fuller*

## ■ ANTICHI

46760

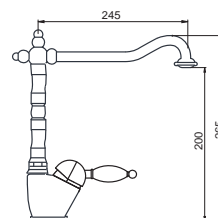


### MISCELATORE MONOCOMANDO PER CUCINA RETRÒ

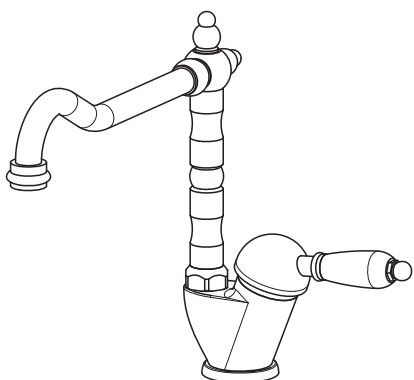
RETRÒ KITCHEN MIXER  
MITIGEUR CUISINE RETRÒ

FIN.  
C  
BR|RA

EURO  
339,00  
644,00



63760

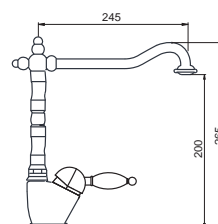


### MISCELATORE MONOCOMANDO PER CUCINA RETRÒ

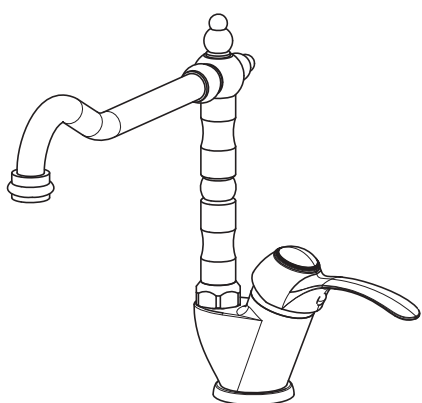
RETRÒ KITCHEN MIXER  
MITIGEUR CUISINE RETRÒ

FIN.  
C  
BR|RA

EURO  
238,00  
453,00



02760

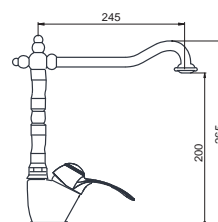


### MISCELATORE MONOCOMANDO PER CUCINA RETRÒ

RETRÒ KITCHEN MIXER  
MITIGEUR CUISINE RETRÒ

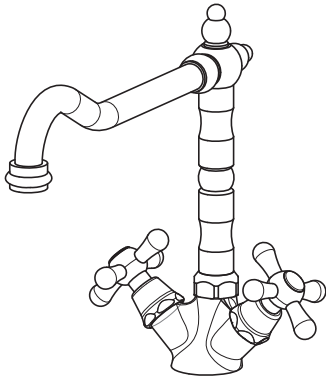
FIN.  
C  
BR|RA

EURO  
195,00  
371,00



■ ANTICHI

61750

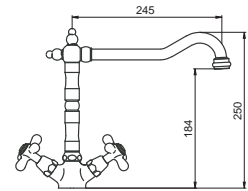


**MISCELATORE A DOPPIO COMANDO PER CUCINA  
RETRÒ**

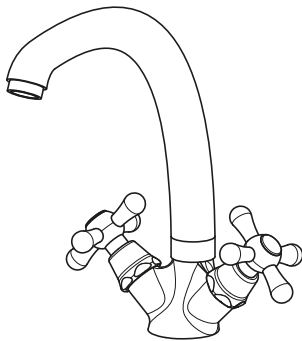
RETRÒ 2 HANDLES KITCHEN MIXER  
MELANGEUR RETRÒ POUR CUISINE

FIN.  
C  
BR|RA

EURO  
243,00  
463,00



56950

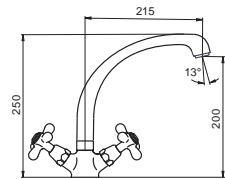


**MISCELATORE A DOPPIO COMANDO PER CUCINA  
RETRÒ**

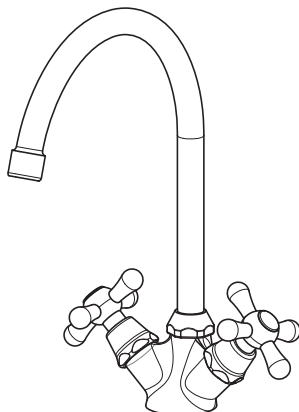
RETRÒ 2 HANDLES KITCHEN MIXER  
MELANGEUR RETRÒ POUR CUISINE

FIN.  
C  
BR|RA

EURO  
183,00  
348,00



61730

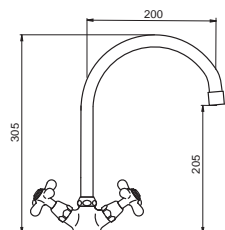


**MISCELATORE A DOPPIO COMANDO PER CUCINA  
RETRÒ**

RETRÒ 2 HANDLES KITCHEN MIXER  
MELANGEUR RETRÒ POUR CUISINE

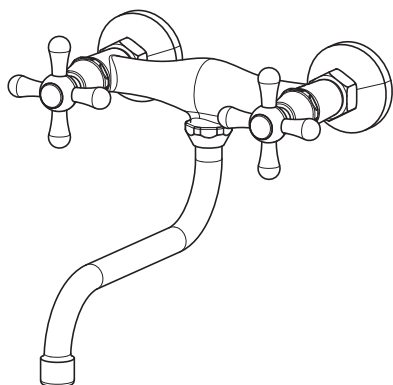
FIN.  
C  
BR|RA

EURO  
212,00  
402,00



## ■ ANTICHI

**57850**

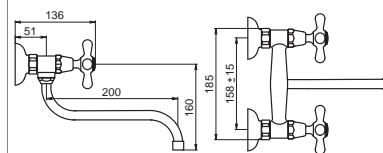


**MISCELATORE A DOPPIO COMANDO PER CUCINA  
RETRÒ A PARETE**

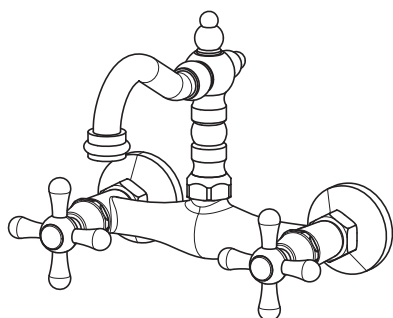
RETRÒ WALL 2 HANDLES KITCHEN MIXER  
MELANGEUR MURAL RETRÒ POUR CUISINE

FIN.  
C  
BR|RA

EURO  
**201,00**  
**381,00**



**87910**

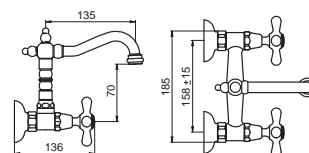


**MISCELATORE A DOPPIO COMANDO PER CUCINA  
RETRÒ A PARETE**

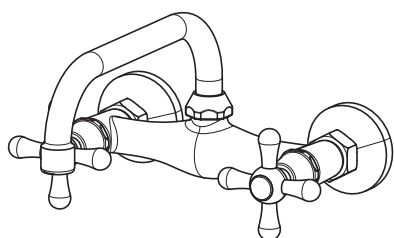
RETRÒ WALL 2 HANDLES KITCHEN MIXER  
MELANGEUR MURAL RETRÒ POUR CUISINE

FIN.  
C  
BR|RA

EURO  
**284,00**  
**540,00**



**87900**

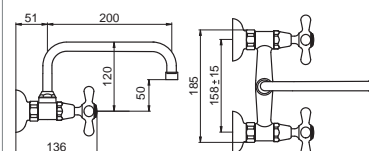


**MISCELATORE A DOPPIO COMANDO PER CUCINA  
RETRÒ A PARETE**

RETRÒ WALL 2 HANDLES KITCHEN MIXER  
MELANGEUR MURAL RETRÒ POUR CUISINE

FIN.  
C  
BR

EURO  
**204,00**  
**388,00**







ACQUA FARINA & DESIGN  
**COLLEZIONE ECO**

---

Il design deve funzionare, l'arte no.

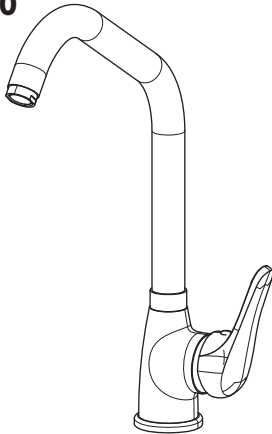
Design has to work, art doesn't.

Le design doit fonctionner, pas l'art.

*Donald Judd*

■ COLLEZIONE ECO

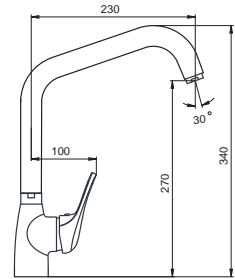
52750



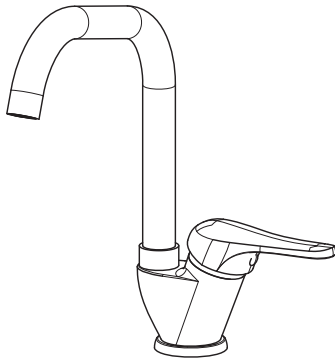
**MISCELATORE MONOCOMANDO PER CUCINA**  
KITCHEN MIXER  
MITIGEUR CUISINE

FIN.  
C

EURO  
172,00



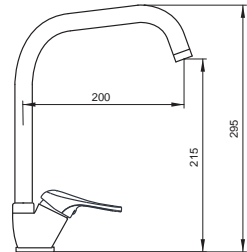
52760



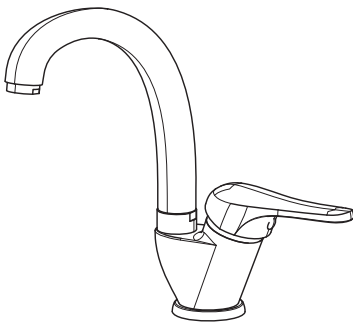
**MISCELATORE MONOCOMANDO PER CUCINA**  
KITCHEN MIXER  
MITIGEUR CUISINE

FIN.  
C

EURO  
126,00



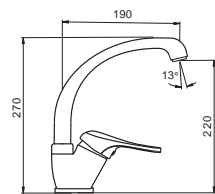
53700



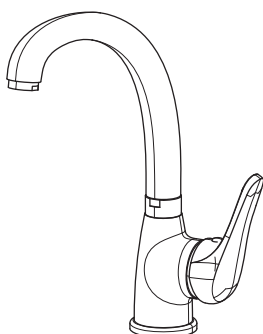
**MISCELATORE MONOCOMANDO PER CUCINA**  
KITCHEN MIXER  
MITIGEUR CUISINE

FIN.  
C

EURO  
104,00



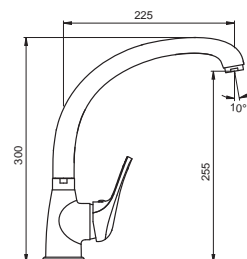
86750



**MISCELATORE MONOCOMANDO PER CUCINA**  
KITCHEN MIXER  
MITIGEUR CUISINE

FIN.  
C  
BI | TF | GC | GB | GN  
BR | RA  
OR

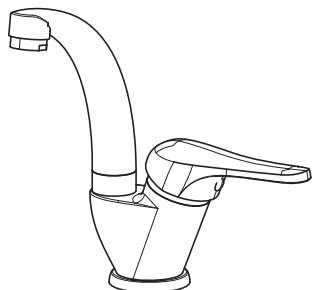
EURO  
109,00  
175,00  
208,00  
241,00





## COLLEZIONE ECO

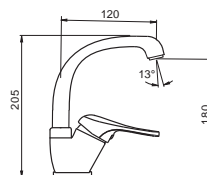
53710



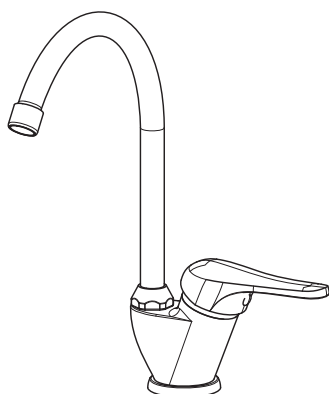
**MISCELATORE MONOCOMANDO PER CUCINA**  
KITCHEN MIXER  
MITIGEUR CUISINE

FIN.  
C

EURO  
124,00



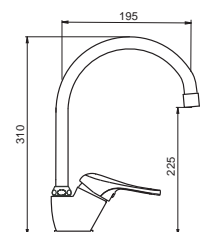
51900



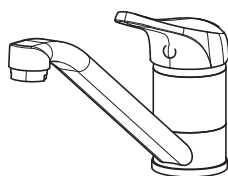
**MISCELATORE MONOCOMANDO PER CUCINA**  
KITCHEN MIXER  
MITIGEUR CUISINE

FIN.  
C

EURO  
119,00



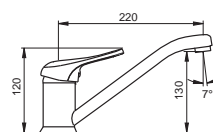
54750



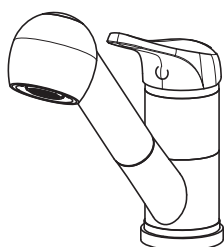
**MISCELATORE MONOCOMANDO PER CUCINA**  
KITCHEN MIXER  
MITIGEUR CUISINE

FIN.  
C

EURO  
98,00



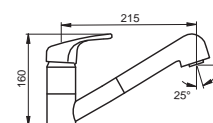
58900



**MISCELATORE MONOCOMANDO PER CUCINA CON DOCCETTA ESTRAIBILE**  
KITCHEN MIXER WITH PULL-OUT SPRAY  
MITIGEUR CUISINE AVEC DOUCHETTE AMOVIBLE

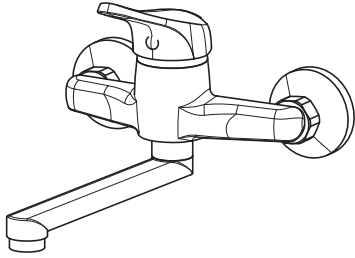
FIN.  
C

EURO  
215,00



■ COLLEZIONE ECO

**55850**

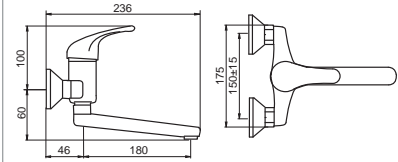


**MISCELATORE MONOCOMANDO PER CUCINA A PARETE**

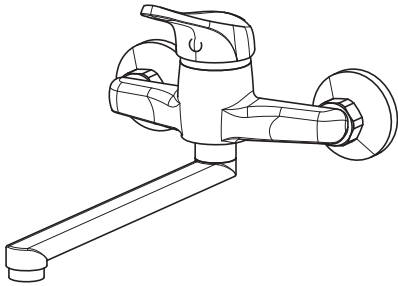
WALL MOUNTED KITCHEN MIXER  
MITIGEUR CUISINE MURAL

FIN.  
C

EURO  
110,00



**55840**

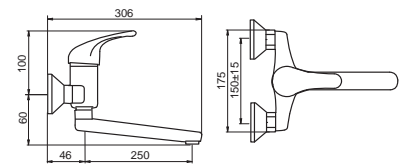


**MISCELATORE MONOCOMANDO PER CUCINA A PARETE**

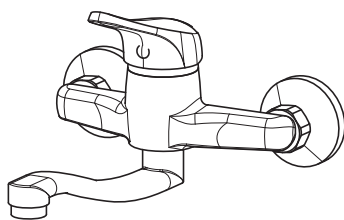
WALL MOUNTED KITCHEN MIXER  
MITIGEUR CUISINE MURAL

FIN.  
C

EURO  
127,00



**55870**

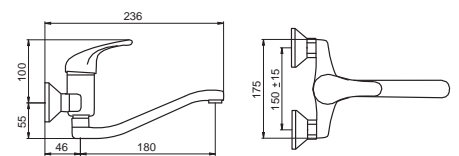


**MISCELATORE MONOCOMANDO PER CUCINA A PARETE**

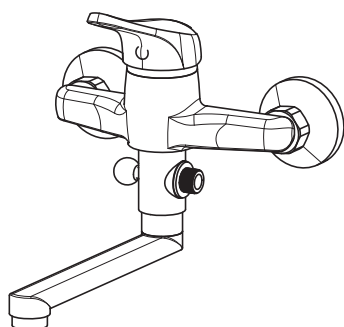
WALL MOUNTED KITCHEN MIXER  
MITIGEUR CUISINE MURAL

FIN.  
C

EURO  
146,00



**55880**

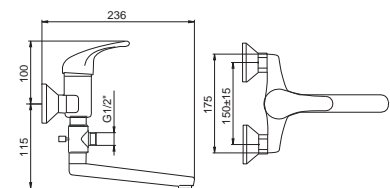


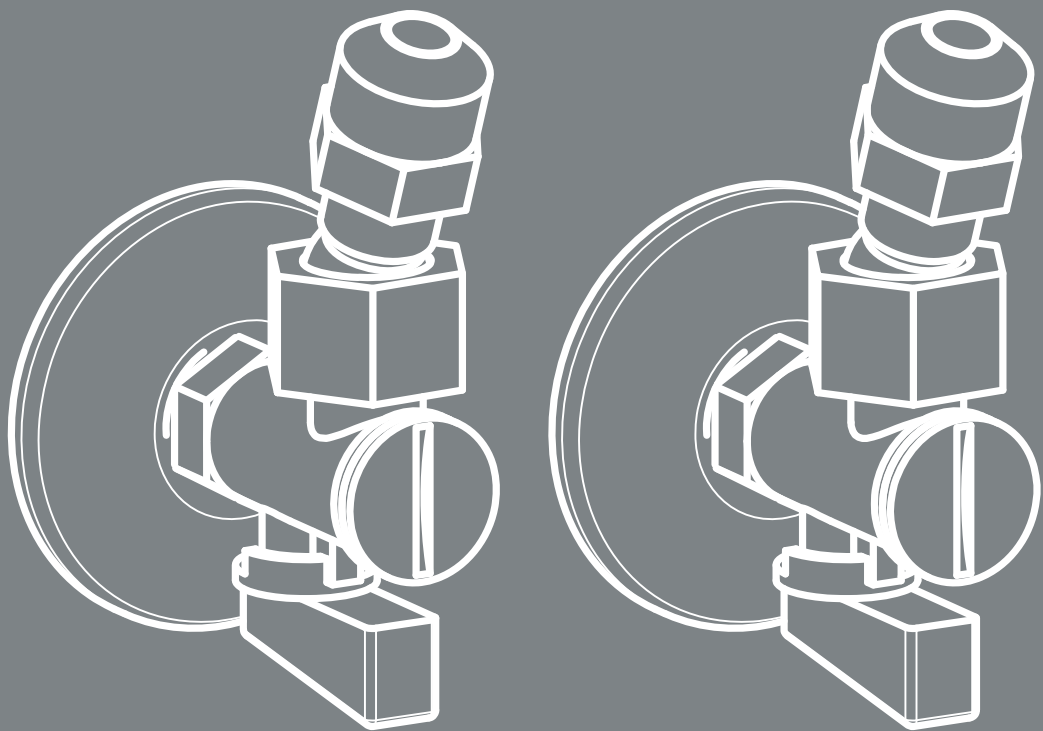
**MISCELATORE MONOCOMANDO PER CUCINA A PARETE CON DEVIATORE SULLA BOCCA**

WALL MOUNTED KITCHEN MIXER WITH DIVERTER ON THE NECK  
MITIGEUR CUISINE MURAL AVEC INVERSEUR SUR LE BEC

FIN.  
C

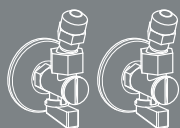
EURO  
165,00



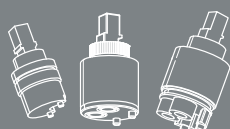


PROGRAMMA  
**ARTIS TOOL**

---



**ACCESSORI E  
COMPLEMENTI**  
Fittings  
Accessoires



**RICAMBI**  
Spare Parts  
Pièces de rechange



PROGRAMMA ARTIS TOOL

## **RUBINETTI SOTTOLAVABO**

UNDER BASIN STOPCOCKS

ROBINETS SOUS-LAVABO

---

Il design è l'intelligenza resa visibile.

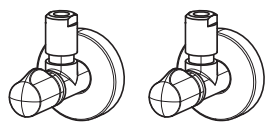
Design is intelligence made visible.

Le design est l'intelligence rendue visible.

*Alina Wheeler*

## RUBINETTI SOTTOLAVABO | UNDER BASIN STOPCOCKS | ROBINETS SOUS-LAVABO

### RS400

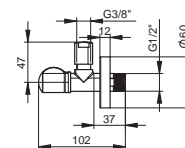


**COPIA DI RUBINETTI SOTTOLAVABO TONDI CON VITONE CERAMICO USCITA DA 3/8" TUBO RAME DA 10 MM**

ROUND UNDER BASIN STOPCOCKS WITH CERAMIC VALVE (PAIR) 3/8" FOR 10 MM COPPER TUBE

PAIRE DE ROBINETS SOUS-LAVABO RONDS AVEC TETE CERAMIQUE 3/8" POUR TUBE EN CUIVRE DE 10 MM

FIN.	EURO
C	<b>180,00</b>
NO BI	<b>288,00</b>
OO RO GO BR RA NS TU	<b>342,00</b>
OR OS NE	<b>396,00</b>



### RS401

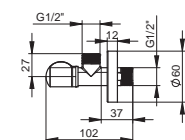


**COPIA DI RUBINETTI SOTTOLAVABO TONDI CON VITONE CERAMICO USCITA DA 1/2"**

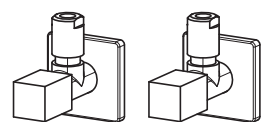
ROUND UNDER BASIN 1/2" STOPCOCKS WITH CERAMIC VALVE (PAIR)

PAIRE DE ROBINETS SOUS-LAVABO 1/2" RONDS AVEC TETE CERAMIQUE 1/2"

FIN.	EURO
C	<b>170,00</b>
NO BI	<b>272,00</b>
OO RO GO BR RA NS TU	<b>323,00</b>
OR OS NE	<b>374,00</b>



### RS300

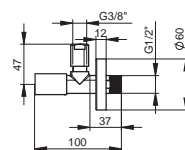


**COPIA DI RUBINETTI SOTTOLAVABO QUADRATI CON VITONE CERAMICO USCITA DA 3/8" TUBO RAME DA 10 MM**

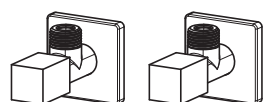
SQUARED UNDER BASIN STOPCOCKS WITH CERAMIC VALVE (PAIR) 3/8" FOR 10 MM COPPER TUBE

PAIRE DE ROBINET SOUS-LAVABO CARRÉS AVEC TETE CERAMIQUE 3/8" POUR TUBE EN CUIVRE DE 10 MM

FIN.	EURO
C	<b>190,00</b>
NO BI	<b>304,00</b>
RO GO NS TU	<b>361,00</b>
OR OS NE	<b>418,00</b>



### RS301

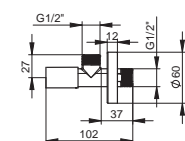


**COPIA DI RUBINETTI SOTTOLAVABO QUADRATI CON VITONE CERAMICO USCITA DA 1/2"**

SQUARED UNDER BASIN 1/2" STOPCOCKS WITH CERAMIC VALVE (PAIR)

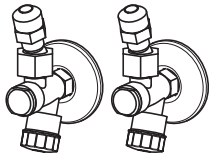
PAIRE DE ROBINET SOUS-LAVABO 1/2" CARRÉS AVEC TETE CERAMIQUE

FIN.	EURO
C	<b>190,00</b>
NO BI	<b>304,00</b>
RO GO NS TU	<b>361,00</b>
OR OS NE	<b>418,00</b>



## RUBINETTI SOTTOLAVABO | UNDER BASIN STOPCOCKS | ROBINETS SOUS-LAVABO

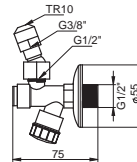
### RS201



**COPPIA DI RUBINETTI SOTTOLAVABO, FILTRO E CON SNODO, USCITE DA G1/2", G3/8" E TUBO IN RAME DA 10 MM**

UNDER BASIN EXITS G1/2", G3/8" STOPCOCKS WITH FILTER AND SWIVEL, FOR 10 MM COPPER TUBE (PAIR)

PAIRE DE ROBINETS SOUS-LAVABO FILTRE ET COUDE, SORTIES G1/2", G3/8" TUBE EN CUIVRE DE 10 MM



FIN.

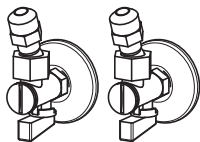
EURO

C

64,00



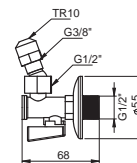
### RS202



**COPPIA DI RUBINETTI SOTTOLAVABO, FILTRO E CON SNODO, USCITE DA G1/2", G3/8" E TUBO IN RAME DA 10 MM**

UNDER BASIN EXITS G1/2", G3/8" STOPCOCKS WITH FILTER AND SWIVEL, FOR 10 MM COPPER TUBE (PAIR)

PAIRE DE ROBINETS SOUS-LAVABO FILTRE ET COUDE, SORTIES G1/2", G3/8" TUBE EN CUIVRE DE 10 MM



FIN.

EURO

C

57,00



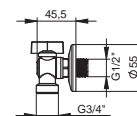
### RS115



**RUBINETTO A SFERA PER LAVATRICE 1/2" X 3/4"**

1/2" X 3/4" WASHING MACHINE BALL VALVE

ROBINET À BILLE 1/2" X 3/4" POUR MACHINE À LAVER



FIN.

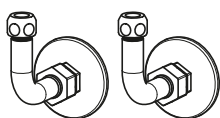
EURO

C

32,00



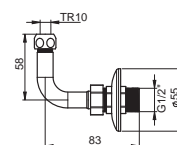
### RS207



**COPPIA DI CURVETTE A 90° IN RAME DA 1/2" PER TUBO IN RAME DA 10 MM**

90° UNDER BASIN COPPER CONNECTION FOR 10 MM COPPER TUBE (PAIR)

PAIRE DE CONNECTIONS SOUS-LAVABO À 90° EN CUIVRE POUR TUBE EN CUIVRE DE 10 MM



FIN.

EURO

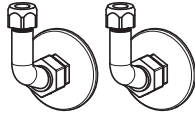
C

34,00



■ RUBINETTI SOTTOLAVABO | UNDER BASIN STOPCOCKS | ROBINETS SOUS-LAVABO

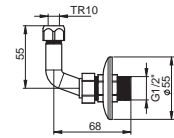
**RS208**



**COPPIA DI CURVETTE A 90° IN OTTONE DA 1/2" PER TUBO IN RAME DA 10 MM**

90° UNDER BASIN BRASS CONNECTION FOR 10 MM COPPER TUBE (PAIR)

PAIRE DE CONNECTIONS SOUS-LAVABO À 90° EN LAITON POUR TUBE EN CUIVRE DE 10 MM



FIN.  
C

EURO  
42,00



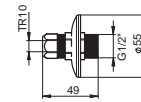
**RS209**



**COPPIA DI RACCORDI 1/2" PER TUBO IN RAME DA 10 MM**

1/2" JUNCTION FOR 10 MM COPPER TUBE (PAIR)

PAIRE DE JONCTIONS 1/2" POUR TUBE EN CUIVRE DE 10 MM

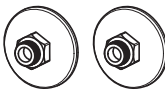


FIN.  
C

EURO  
28,00



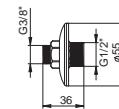
**RS210**



**COPPIA DI RACCORDI 1/2" PER 3/8"**

1/2" FOR 3/8" JUNCTION (PAIR)

PAIRE DE JONCTIONS 1/2" POUR 3/8"




FIN.  
C

EURO  
27,00







PROGRAMMA ARTIS TOOL

## **SIFONI E PILETTE**

SIPHONS AND WASTES

SIPHONS ET VIDAGES

---

Credo che questo sia il miglior consiglio: pensa sempre a come si potrebbero fare le cose meglio e metti in discussione te stesso.


I think this is the best advice: always think about how things could be done better and question yourself.

Je pense que c'est le meilleur conseil: pensez toujours à la façon dont les choses pourraient être mieux faites et remettez-vous en question.

*Elon Musk*

■ SIFONI | SIPHONS | SIPHONS

**SI102**

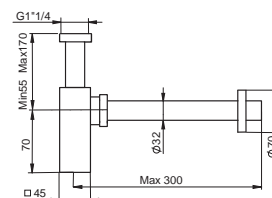


**SIFONE MINIMALE QUADRATO IN OTTONE**

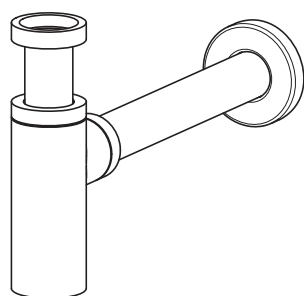
BRASS MINIMAL SQUARED SIPHON  
SIPHON MINIMAL CARRÉ EN LAITON

FIN.  
C  
NO|BI  
RO|GO|NS|TU  
OR|OS|NE

EURO  
**177,00**  
**284,00**  
**337,00**  
**391,00**



**SI101**

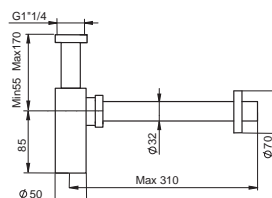


**SIFONE MINIMALE TONDO IN OTTONE**


BRASS MINIMAL ROUND SIPHON  
SIPHON MINIMAL ROND EN LAITON

FIN.  
C  
NO|BI  
OO|RO|GO|BR|RA|NS|TU  
OR|OS|NE

EURO  
**146,00**  
**233,00**  
**277,00**  
**321,00**



**SI103**

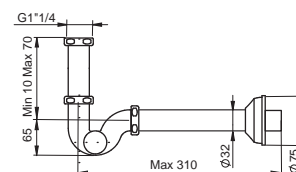


**SIFONE A "S" IN OTTONE**

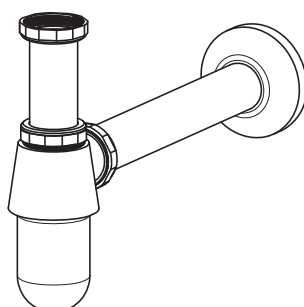
BRASS "S" SIPHON  
SIPHON À "S" EN LAITON

FIN.  
C

EURO  
**65,00**



**SI104**

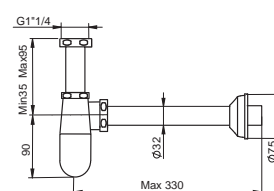


**SIFONE A BOTTIGLIA IN OTTONE**

BRASS BOTTLE SIPHON  
SIPHON BOUTEILLE EN LAITON

FIN.  
C  
OO|RO|BR|RA  
OR|

EURO  
**62,00**  
**118,00**  
**137,00**



■ **PILETTE** | WASTES | VIDAGES

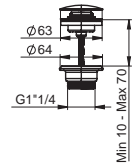
**PI101-007**



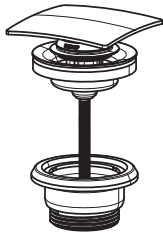
**PILETTA UNIVERSALE CLICK CLACK TONDA**

ROUND CLICK CLACK UNIVERSAL WASTE  
VIDAGE UNIVERSEL CLICK CLACK ROND

FIN.	EURO
C	<b>64,00</b>
NO BI	<b>102,00</b>
OO RO GO BR RA NS TU	<b>121,00</b>
OR OS NE	<b>140,00</b>



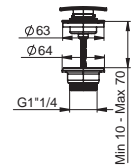
**PI102-007**



**PILETTA UNIVERSALE CLICK CLACK QUADRATA**

SQUARED CLICK CLACK UNIVERSAL WASTE  
VIDAGE UNIVERSEL CLICK CLACK CARRÉ

FIN.	EURO
C	<b>79,00</b>
NO BI	<b>126,00</b>
RO GO NS TU	<b>150,00</b>
OR OS NE	<b>173,00</b>



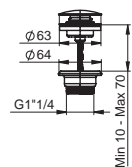
**PI101-017**



**PILETTA UNIVERSALE CLICK CLACK TONDA CON  
TAPPO IN CERAMICA BIANCO LUCIDO**

ROUND CLICK CLACK UNIVERSAL WASTE WITH  
BRIGHT WHITE CERAMIC CAP  
VIDAGE UNIVERSEL CLICK CLACK ROND AVEC  
BOUCHON CERAMIQUE BLANC BRILLANT

FIN.	EURO
C	<b>85,00</b>



■ **PILETTE** | WASTES | VIDAGES

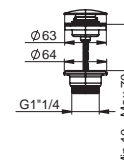
**PI101-027**



**PILETTA UNIVERSALE CLICK CLACK TONDA CON TAPPO IN CERAMICA BIANCO OPACO**

ROUND CLICK CLACK UNIVERSAL WASTE WITH MATT WHITE CERAMIC CAP

VIDAGE UNIVERSEL CLICK CLACK ROND AVEC BOUCHON CERAMIQUE BLANC MAT



FIN. EURO  
C 89,00

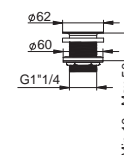
**PI108-000**



**PILETTA DI SCARICO A GRIGLIA PER LAVABO DA 1 1/4**

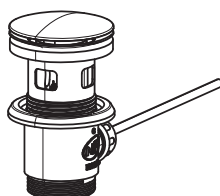
1 1/4 WASH-BASIN GRID WASTE

VIDAGE A GRILLE POUR LAVABO 1 1/4



FIN. EURO  
C 46,00

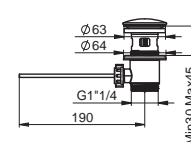
**G32021**



**SCARICO AUTOMATICO TONDO DA 1 1/4 CON TAPPO GRANDE**

ROUND 1 1/4 POP-UP WASTE WITH BIG CAP

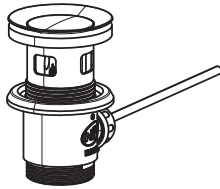
VIDAGE 1 1/4 ROND À TIRETTE AVEC GRAND BOUCHON



FIN. EURO  
C 30,00  
NO|BI 48,00  
OO|RO|GO|BR|RA|NS|TU 57,00  
OR|OS|NE 66,00

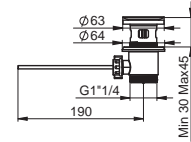
■ **PILETTE** | WASTES | VIDAGES

**G32009**



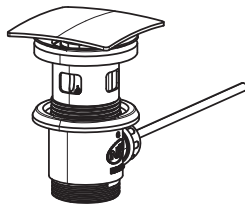
**SCARICO AUTOMATICO TONDO DA 1"1/4 CON TAPPO PICCOLO**

ROUND 1"1/4 POP-UP WASTE WITH SMALL CAP  
VIDAGE 1"1/4 ROND À TIRETTE AVEC PETIT BOUCHON



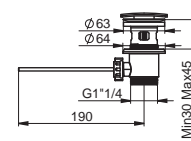
FIN.	EURO
C	<b>27,00</b>
NO	<b>43,00</b>

**G32024**



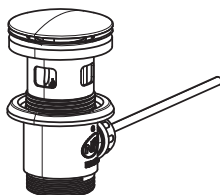
**SCARICO AUTOMATICO QUADRATO DA 1"1/4 CON TAPPO GRANDE**

SQUARRED 1"1/4 POP-UP WASTE WITH BIG CAP  
VIDAGE 1"1/4 CARRÉ À TIRETTE AVEC GRAND BOUCHON



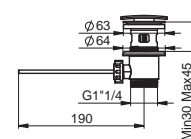
FIN.	EURO
C	<b>44,00</b>
NO BI	<b>71,00</b>
RO GO NS TU	<b>84,00</b>
OR OS NE	<b>97,00</b>

**G32021-017**



**SCARICO AUTOMATICO TONDO DA 1"1/4 CON TAPPO GRANDE IN CERAMICA BIANCOLUCIDO**

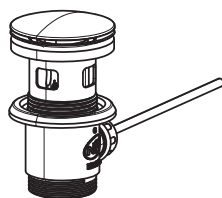
ROUND 1"1/4 POP-UP WASTE WITH BIG BRIGHT WHITE CERAMIC CAP  
VIDAGE 1"1/4 ROND À TIRETTE AVEC GRAND BOUCHON CERAMIQUE BLANC BRILLANT



FIN.	EURO
C	<b>65,00</b>

■ **PILETTE** | WASTES | VIDAGES

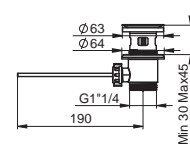
**G32021-027**



**SCARICO AUTOMATICO TONDO DA 1"1/4 CON TAPPO GRANDE IN CERAMICA BIANCOOPACO**

ROUND 1"1/4 POP-UP WASTE WITH BIG MATT WHITE CERAMIC CAP

VIDAGE 1"1/4 ROND À TIRETTE AVEC GRAND BOUCHON CERAMIQUE BLANC MAT



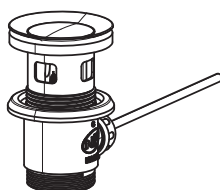
FIN.

EURO

C

68,00

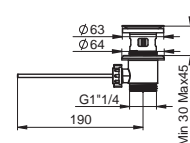
**G32022**



**SCARICO AUTOMATICO TONDO DA 1"1/4 IN ABS**

ROUND ABS 1"1/4 POP-UP WASTE

VIDAGE 1"1/4 CARRÉ À TIRETTE EN ABS

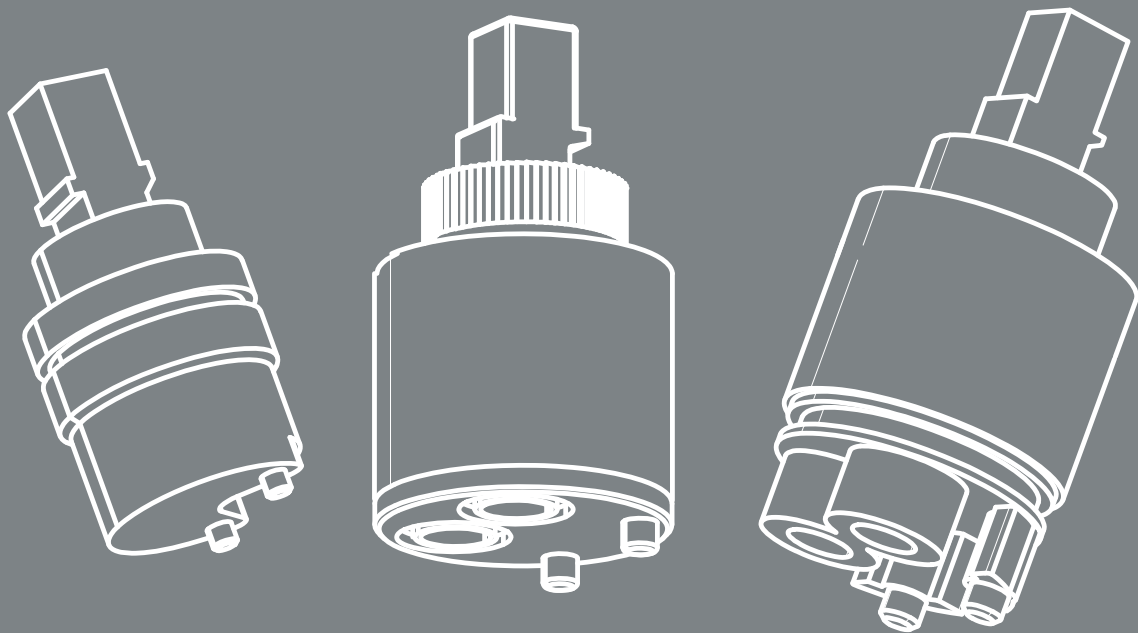


FIN.

EURO

C

20,00



PROGRAMMA ARTIS TOOL

## LISTINO RICAMBI

SPARE PARTS

PIÈCES DE RECHANGE

---

## TUBI FLESSIBILI | FLEXIBLES | FLEXIBLES



<b>VG48002N</b>	<b>FLESSIBILE INOX 15X1 M - 1/2" F 600MM</b> STAINLESS STEEL FLEXIBLE HOSE 15X1 M - 1/2" F 600MM FLEXIBLE INOX 15X1 M - 1/2" F 600MM	EURO <b>28,00</b>
<b>VG48003N</b>	<b>FLESSIBILE INOX 1/2" M - 1/2" F 600MM</b> STAINLESS STEEL FLEXIBLE HOSE 1/2" M - 1/2" F 600MM FLEXIBLE INOX 1/2" M - 1/2" F 600MM	EURO <b>27,00</b>
<b>VG48008N</b>	<b>FLESSIBILE INOX 1/2" F - 1/2" F 600MM</b> STAINLESS STEEL FLEXIBLE HOSE 1/2" F - 1/2" F 600MM FLEXIBLE INOX 1/2" F - 1/2" F 600MM	EURO <b>28,00</b>
	<b>FIN.</b> G48008N	EURO <b>28,00</b>
<b>VG48006N</b>	<b>FLESSIBILE INOX M12X1 M - 1/2" F 400MM</b> STAINLESS STEEL FLEXIBLE HOSE M12X1 M - 1/2" F 400MM FLEXIBLE INOX M12X1 M - 1/2" F 400MM	EURO <b>27,00</b>
<b>VG48059N</b>	<b>FLESSIBILE NYLON M10X1 M - 3/8" F 400MM</b> STAINLESS NYLON FLEXIBLE HOSE M10X1 M - 3/8" F 400MM FLEXIBLE NYLON M10X1 M - 3/8" F 400MM	EURO <b>24,00</b>
<b>VG48060N</b>	<b>FLESSIBILE NYLON M10X1 M - 1/2" F 400MM</b> STAINLESS NYLON FLEXIBLE HOSE M10X1 M - 1/2" F 400MM FLEXIBLE NYLON M10X1 M - 1/2" F 400MM	EURO <b>25,00</b>
<b>VG48061N</b>	<b>FLESSIBILE NYLON M10X1 M - 3/8" F 650MM</b> STAINLESS NYLON FLEXIBLE HOSE M10X1 M - 3/8" F 650MM FLEXIBLE NYLON M10X1 M - 3/8" F 650MM	EURO <b>25,00</b>
<b>VG48063N</b>	<b>FLESSIBILE NYLON M10X1 M - 1/2" F 650MM</b> STAINLESS NYLON FLEXIBLE HOSE M10X1 M - 1/2" F 650MM FLEXIBLE NYLON M10X1 M - 1/2" F 650MM	EURO <b>26,00</b>
<b>VG48038N</b>	<b>FLESSIBILE INOX M10X1 M - 1/2" F 800MM</b> STAINLESS STEEL FLEXIBLE HOSE M10X1 M - 1/2" F 800MM FLEXIBLE INOX M10X1 M - 1/2" F 800MM	EURO <b>29,00</b>



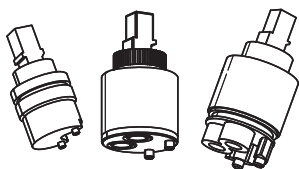
## ■ TUBI FLESSIBILI | FLEXIBLES | FLEXIBLES



**VG48037N** **FLESSIBILE INOX M10X1 M - 3/8" F 800MM**  
STAINLESS STEEL FLEXIBLE HOSE M10X1 M - 3/8" F 800MM  
FLEXIBLE INOX M10X1 M - 3/8" F 800MM

EURO  
**26,00**

## ■ CARTUCCE MISCELATRICI | MIXINGS CARTRIDGES | CARTOUCHES MITIGEURS



**VG21023N** **CARTUCCIA MISCELATRICE D.25 MM.**  
MIXING CARTRIDGE D.25 MM.  
CARTOUCHE MITIGEUR D.25 MM.

EURO  
**31,00**

**VG21029N** **CARTUCCIA MISCELATRICE D.25 MM ENERGY SAVING**  
MIXING CARTRIDGE D.25 MM. ENERGY SAVING  
CARTOUCHE MITIGEUR D.25 MM. ENERGY SAVING

EURO  
**31,00**

**VG21024N** **CARTUCCIA MISCELATRICE D.25 MM. CON DISTRIBUTORE**  
MIXING CARTRIDGE D.25 MM. WITH DISTRIBUTOR  
CARTOUCHE MITIGEUR D.25 MM. AVEC DISTRIBUTEUR

EURO  
**31,00**

**VG21028N** **CARTUCCIA MISCELATRICE D.25 MM. CON DISTRIBUTORE ENERGY SAVING**  
MIXING CARTRIDGE D.25 MM. WITH DISTRIBUTOR ENERGY SAVING  
CARTOUCHE MITIGEUR D.25 MM. AVEC DISTRIBUTEUR ENERGY SAVING

EURO  
**31,00**

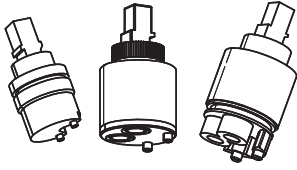
**VG21036N** **CARTUCCIA MISCELATRICE D.28 MM. O.RING CORPO**  
MIXING CARTRIDGE D.28 MM. O.RING BODY  
CARTOUCHE MITIGEUR D.28 MM. O.RING CORPS

EURO  
**28,00**

**VG21037N** **CARTUCCIA MISCELATRICE D.28 MM. O.RING CORPO ENERGY SAVING**  
MIXING CARTRIDGE D.28 MM. O.RING BODY ENERGY SAVING  
CARTOUCHE MITIGEUR D.28 MM. O.RING CORPS ENERGY SAVING

EURO  
**30,00**

## ■ CARTUCCE MISCELATRICI | MIXINGS CARTRIDGES | CARTOUCHES MITIGEURS



**VG21016N** **CARTUCCIA MISCELATRICE D.35 MM. CON DISTRIBUTORE O.RING CORPO**  
 MIXING CARTRIDGE D.35 MM. WITH DISTRIBUTOR O.RING BODY  
 CARTOUCHE MITIGEUR D.35 MM. AVEC DISTRIBUTEUR O.RING CORPS

EURO  
**28,00**

**VG21032N** **CARTUCCIA MISCELATRICE D.35 MM. CON DISTRIBUTORE O.RING CORPO ENERGY SAVING**  
 MIXING CARTRIDGE D.35 MM. WITH DISTRIBUTOR O.RING BODY ENERGY SAVING  
 CARTOUCHE MITIGEUR D.35 MM. AVEC DISTRIBUTEUR O.RING CORPS ENERGY SAVING

EURO  
**30,00**

**VG21018N** **CARTUCCIA MISCELATRICE D.35 MM. O.RING CORPO**  
 MIXING CARTRIDGE D.35 MM. O.RING BODY  
 CARTOUCHE MITIGEUR D.35 MM. O.RING CORPS

EURO  
**30,00**

**VG21038N** **CARTUCCIA MISCELATRICE D.35 O.RING CORPO ENERGY SAVING**  
 MIXING CARTRIDGE D.35 MM. O.RING BODY ENERGY SAVING  
 CARTOUCHE MITIGEUR D.35 MM. O.RING CORPS ENERGY SAVING

EURO  
**30,00**

**VG21021N** **CARTUCCIA MISCELATRICE D.35 MM. CON DISTRIBUTORE**  
 MIXING CARTRIDGE D.35 MM. WITH DISTRIBUTOR  
 CARTOUCHE MITIGEUR D.35 MM. AVEC DISTRIBUTEUR

EURO  
**27,00**

**VG21030N** **CARTUCCIA MISCELATRICE D.35 MM. CON DISTRIBUTORE ENERGY SAVING**  
 MIXING CARTRIDGE D.35 MM. WITH DISTRIBUTOR ENERGY SAVING  
 CARTOUCHE MITIGEUR D.35 MM. AVEC DISTRIBUTEUR ENERGY SAVING

EURO  
**29,00**

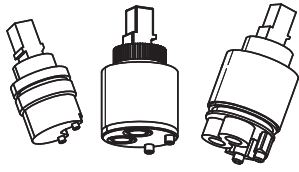
**VG21022N** **CARTUCCIA MISCELATRICE D.35 MM.**  
 MIXING CARTRIDGE D.35 MM.  
 CARTOUCHE MITIGEUR D.35 MM.

EURO  
**27,00**

**VG21031N** **CARTUCCIA MISCELATRICE D.35 MM. ENERGY SAVING**  
 MIXING CARTRIDGE D.35 MM. ENERGY SAVING  
 CARTOUCHE MITIGEUR D.35 MM. ENERGY SAVING

EURO  
**33,00**

## ■ CARTUCCE MISCELATRICI | MIXINGS CARTRIDGES | CARTOUCHES MITIGEURS



**VG21035N** **CARTUCCIA MISCELATRICE D.35 MM. INVERSA**  
REVERSE MIXING CARTRIDGE D.35 MM.  
CARTOUCHE MITIGEUR D.35 MM. INVERSE

EURO  
**31,00**

**VG21040N** **CARTUCCIA MISCELATRICE D.35 MM. O.RING ALTA**  
MIXING CARTRIDGE D.35 MM. UPPER O.RING  
CARTOUCHE MITIGEUR D.35 MM. O.RING HAUT

EURO  
**28,00**

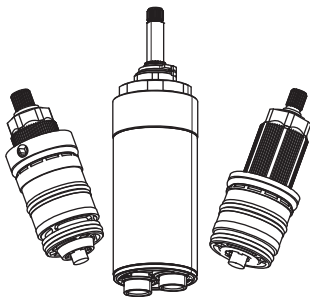
**VG21027N** **CARTUCCIA MISCELATRICE D.40 MM.**  
MIXING CARTRIDGE D.40 MM.  
CARTOUCHE MITIGEUR D.40 MM.

EURO  
**27,00**

**VG21042N** **CARTUCCIA ROTATIVA D.35 MM.**  
ROTATIVE MIXING CARTRIDGE D.35 MM.  
CARTOUCHE MITIGEUR ROTATIVE D.40 MM.

EURO  
**44,00**

## ■ CARTUCCE TERMOSTATICHE | THERMOSTATICS CARTRIDGES | CARTOUCHES THERMOSTATIQUES



**VG22015N** **CARTUCCIA TERMOSTATICA 1/2" ASTA BASSA 10X24**  
THERMOSTATIC CARTRIDGE 1/2" LOW ROD 10X24  
CARTOUCHE THERMOSTATIQUE 1/2" TIGE BASSE 10X24

EURO  
**125,00**

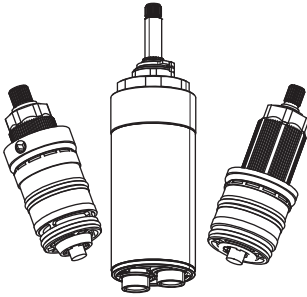
**VG22016N** **CARTUCCIA TERMOSTATICA 1/2" ASTA ALTA 8X20**  
THERMOSTATIC CARTRIDGE 1/2" HIGH ROD 8X20  
CARTOUCHE THERMOSTATIQUE 1/2" TIGE HAUTE 8X20

EURO  
**125,00**

**VG22158N** **CARTUCCIA TERMOSTATICA 8X20**  
THERMOSTATIC CARTRIDGE 8X20  
CARTOUCHE THERMOSTATIQUE 8X20

EURO  
**191,00**

## CARTUCCE TERMOSTATICHE | THERMOSTATICS CARTRIDGES | CARTOUCHES THERMOSTATIQUES



**VG22163N** **CARTUCCIA TERMOSTATICA ASTA CORTA**  
SHORT ROD THERMOSTATIC CARTRIDGE  
CARTOUCHE THERMOSTATIQUE À TIGE COURTE

EURO  
**68,00**

**VG62030N** **CARTUCCIA TERMOSTATICA COASSIALE CON BILANCIATORE DI PRESSIONE 1 VIA E STOP**  
1 WAY COAXIAL THERMOSTATIC CARTRIDGE WITH PPRESSIONE BALANCE AND STOP  
CARTOUCHE THERMOSTATIQUE COAXIALE 1 SORTIE AVEC EQUILIBRE DE PRESSION ET STOP

EURO  
**113,00**

**VG62031N** **CARTUCCIA TERMOSTATICA COASSIALE CON BILANCIATORE DI PRESSIONE 2 VIE E STOP**  
2 WAYS COAXIAL THERMOSTATIC CARTRIDGE WITH PPRESSIONE BALANCE AND STOP  
CARTOUCHE THERMOSTATIQUE COAXIALE 2 SORTIES AVEC EQUILIBRE DE PRESSION ET STOP

EURO  
**113,00**

## VITONI | HEAD WORKS | TETES EN CERAMIQUE



**VG22002N** **VITONE CERAMICO 1/2" ROTAZIONE 180°**  
CERAMIC HEAD WORK 1/2" 180° ROTATION  
TETE EN CERAMIQUE 1/2" ROTATION 180°

EURO  
**32,00**

**VG22001N** **VITONE CERAMICO 1/2" ROTAZIONE 90° DESTRO**  
CERAMIC SCREW 1/2" ROTATION 90° RIGHT  
VIS CÉRAMIQUE 1/2" ROTATION 90° DROITE

EURO  
**30,00**


**VG22008N** **VITONE CERAMICO 1/2" ROTAZIONE 90° SINISTRO**  
CERAMIC SCREW 1/2" ROTATION 90° LEFT  
VIS CÉRAMIQUE 1/2" ROTATION 90° GAUCHE

EURO  
**30,00**

■ **VITONI** | HEAD WORKS | TETES EN CERAMIQUE




<b>VG22056N</b>	<b>VITONE CERAMICO 1/2" ROTAZIONE 90° DX ALZATA 10,4MM</b> CERAMIC HEAD WORK 1/2" RIGHT 90° ROTATION HIGH 10,4 MM. TETE EN CERAMIQUE 1/2" ROTATION DROITE 90° HAUTER 10,4 MM.	<b>EURO</b> <b>32,00</b>
<b>VG22057N</b>	<b>VITONE CERAMICO 1/2" ROTAZIONE 90° DX OSMOSI</b> CERAMIC HEAD WORK 1/2" RIGHT 90° ROTATION OSMOSIS TETE EN CERAMIQUE 1/2" ROTATION DROITE 90° OSMOSE	<b>EURO</b> <b>31,00</b>
<b>VG22164N</b>	<b>VITONE CERAMICO 1/2" ROTAZIONE 90° SX</b> CERAMIC HEAD WORK 1/2" 90° LEFT ROTATION TETE EN CERAMIQUE 1/2" ROTATION 90° GAUCHE	<b>EURO</b> <b>29,00</b>
<b>VG22167N</b>	<b>VITONE CERAMICO 1/2" 90° DX INVERSO</b> CERAMIC HEAD WORK 1/2" 90° RIGHT NVERSE TETE EN CERAMIQUE 1/2" ROTATION 90° DROIT INVERSO	<b>EURO</b> <b>31,00</b>
<b>VG22168N</b>	<b>VITONE CERAMICO 1/2" 90° SX INVERSO</b> CERAMIC HEAD WORK 1/2" 90° LEFT NVERSE TETE EN CERAMIQUE 1/2" ROTATION 90° GAUCHE INVERSO	<b>EURO</b> <b>31,00</b>
<b>VG22169N</b>	<b>VITONE CERAMICO 1/2" - 90° SX</b> CERAMIC HEAD WORK 1/2" 90° LEFT TETE EN CERAMIQUE 1/2" ROTATION 90° GAUCHE	<b>EURO</b> <b>30,00</b>

■ **DEVIATORI** | DIVERTERS | INVERSEURS


<b>V209001C</b>	<b>DEVIATORE PER LAVELLO A PARETE 1/2" F X 3/4" M</b> SINK WALL DIVERTER 1/2" F X 3/4" M INVERSEUR EVIER MURAL 1/2" F X 3/4" M	FIN. 209001 C	EURO <b>66,00</b>
<b>VG20042N</b>	<b>CARTUCCIA DEVIATRICE 3 VIE</b> 3 WAYS DIVERTING CARTRIDGE CARTOUCHE INVERSEUR 3 VOIES		EURO <b>38,00</b>
<b>VG20044N</b>	<b>CARTUCCIA DEVIATRICE 3 VIE</b> 3 WAYS DIVERTING CARTRIDGE CARTOUCHE INVERSEUR 3 VOIES		EURO <b>34,00</b>
<b>VG20045N</b>	<b>CARTUCCIA DEVIATRICE 2 VIE CON CHIUSURA</b> 2 WAYS DIVERTING CARTRIDGE WITH STOP CARTOUCHE INVERSEUR 2 VOIES AVEC STOP		EURO <b>51,00</b>
<b>VG20046N</b>	<b>CARTUCCIA DEVIATRICE 2 VIE</b> 2 WAYS DIVERTING CARTRIDGE CARTOUCHE INVERSEUR 2 VOIES		EURO <b>51,00</b>
<b>VG20047N</b>	<b>CARTUCCIA DEVIATRICE 3 VIE</b> 3 WAYS DIVERTING CARTRIDGE CARTOUCHE INVERSEUR 3 VOIES		EURO <b>51,00</b>
<b>VG20049N</b>	<b>CARTUCCIA DEVIATRICE 3 VIE CON CHIUSURA</b> 3 WAYS DIVERTING CARTRIDGE WITH STOP CARTOUCHE INVERSEUR 3 VOIES AVEC STOP		EURO <b>51,00</b>
<b>VG20052N</b>	<b>CARTUCCIA DEVIATRICE 1 VIE CON CHIUSURA</b> 1 WAY DIVERTING CARTRIDGE WITH STOP CARTOUCHE INVERSEUR 1 VOIE AVEC STOP		EURO <b>51,00</b>

## ■ DEVIATORI | DIVERTERS | INVERSEURS



<b>VG20053N</b>	<b>CARTUCCIA DEVIATRICE 2 VIE</b> 2 WAYS DIVERTING CARTRIDGE CARTOUCHE INVERSEUR 2 VOIES	<b>EURO</b> <b>28,00</b>
<b>VG20054N</b>	<b>CARTUCCIA DEVIATRICE 3 VIE</b> 3 WAYS DIVERTING CARTRIDGE CARTOUCHE INVERSEUR 3 VOIES	<b>EURO</b> <b>27,00</b>
<b>VG20055N</b>	<b>CARTUCCIA DEVIATRICE 2 VIE CON CHIUSURA</b> 2 WAYS DIVERTING CARTRIDGE WITH STOP CARTOUCHE INVERSEUR 2 VOIES AVEC STOP	<b>EURO</b> <b>29,00</b>
<b>VG20056N</b>	<b>CARTUCCIA DEVIATRICE 2 VIE</b> 2 WAYS DIVERTING CARTRIDGE CARTOUCHE INVERSEUR 2 VOIES	<b>EURO</b> <b>28,00</b>
<b>VG20057N</b>	<b>CARTUCCIA DEVIATRICE 2 VIE</b> 2 WAYS DIVERTING CARTRIDGE CARTOUCHE INVERSEUR 2 VOIES	<b>EURO</b> <b>51,00</b>
<b>VG20058N</b>	<b>CARTUCCIA DEVIATRICE 2 VIE</b> 2 WAYS DIVERTING CARTRIDGE CARTOUCHE INVERSEUR 2 VOIES	<b>EURO</b> <b>51,00</b>
<b>VG20059N</b>	<b>CARTUCCIA DEVIATRICE 2 VIE</b> 2 WAYS DIVERTING CARTRIDGE CARTOUCHE INVERSEUR 2 VOIES	<b>EURO</b> <b>51,00</b>
<b>VG20060N</b>	<b>CARTUCCIA DEVIATRICE 2 VIE CON CHIUSURA</b> 2 WAYS DIVERTING CARTRIDGE WITH STOP CARTOUCHE INVERSEUR 2 VOIES AVEC STOP	<b>EURO</b> <b>51,00</b>

## ■ DEVIATORI | DIVERTERS | INVERSEURS



**VG20061N** **CARTUCCIA DEVIATRICE 3 VIE**  
3 WAYS DIVERTING CARTRIDGE  
CARTOUCHE INVERSEUR 3 VOIES

**EURO**  
**51,00**

**VG20062N** **CARTUCCIA DEVIATRICE 3 VIE CON CHIUSURA**  
3 WAYS DIVERTING CARTRIDGE WITH STOP  
CARTOUCHE INVERSEUR 3 VOIES AVEC STOP

**EURO**  
**51,00**

**VG20105XX** **DEVIATORE VASCA**  
BATH DIVERTER  
INVERSEUR BAIGNOIRE

**FIN.** C **EURO**  
G20105 C **36,00**

**VG20106XX** **DEVIATORE VASCA**  
BATH DIVERTER  
INVERSEUR BAIGNOIRE

**FIN.** C **EURO**  
G20106 C **25,00**

**VG20107XX** **DEVIATORE VASCA**  
BATH DIVERTER  
INVERSEUR BAIGNOIRE

**FIN.** C **EURO**  
G20107 C **25,00**

**VG20109XX** **DEVIATORE VASCA**  
BATH DIVERTER  
INVERSEUR BAIGNOIRE

**FIN.** C **EURO**  
G20109 C **25,00**

**VG20117XX** **DEVIATORE VASCA**  
BATH DIVERTER  
INVERSEUR BAIGNOIRE

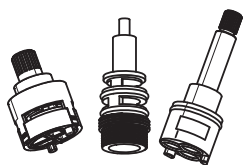
**FIN.** C **EURO**  
G20117 C **51,00**

**VG20130XX** **DEVIATORE 2 VIE A CROCE PUSH**  
2-WAY CROSS PUSH SWITCH  
INTERRUPTEUR TRANSVERSAL À 2 VOIES

**FIN.** C **EURO**  
G20117 C **103,00**



## ■ DEVIATORI | DIVERTERS | INVERSEURS



**VG20121XX** **DEVIATORE VASCA**  
BATH DIVERTER  
INVERSEUR BAIGNOIRE

FIN.  
G20121 C

EURO  
**26,00**

**VG20131N** **CARTUCCIA DEVIATORE 2VIE SENZA STOP**  
2-WAY DIVERTER CARTRIDGE WITHOUT STOP  
CARTOUCHE DE DÉRIVATION À 2 VOIES SANS BUTÉE

EURO  
**34,00**

**VG20137N** **CARTUCCIA DEVIATORE 4 VIE**  
4-WAY DIVERTER CARTRIDGE  
CARTOUCHE DE DÉRIVATION À 4 VOIES

EURO  
**51,00**

**VG28080XX** **DEVIATORE VASCA CON BOCCA**  
BATH DIVERTER WITH SPOUT  
INVERSEUR BAIGNOIRE AVEC BEC

FIN.  
G28080 C

EURO  
**70,00**

## ■ AREATORI E SNODI | AERATORS AND JUNCTION | MOUSSEURS ET ROTULES



**VA76026N** **AREATORE M16,5X1 A SCOMPASA TENUTA RADIALE**  
RADIAL SEAL CACHÉ AERATOR M16 5X1  
MOUSSEUR CACHÉ A' ETANCHEITE RADIALE M16 5X1

EURO  
**25,00**

**VA76027N** **AREATORE M24X1 A SCOMPASA TENUTA FRONTALE**  
FRONTAL SEAL CACHÉ AERATOR M24X1  
MOUSSEUR CACHÉ A' ETANCHEITE FRONTALE M24X1

EURO  
**26,00**

**VA76028N** **AREATORE M24X1 A SCOMPASA TENUTA RADIALE**  
RADIAL SEAL CACHÉ AERATOR M24X1  
MOUSSEUR CACHÉ A' ETANCHEITE RADIALE M24X1

EURO  
**24,00**

■ **AREATORI E SNODI** | AERATORS AND JUNCTION | MOUSSEURS ET ROTULES



**VA76039N** **AREATORE M18,5X1 A SCOMPARSA TENUTA RADIALE**  
RADIAL SEAL CACHÉ AERATOR M18,5X1  
MOUSSEUR CACHÉ A' ETANCHEITE RADIALE M18,5X1

EURO  
**24,00**

**VA76041N** **AERATORE M24X1 ORIENTABILE**  
ADJUSTABLE AERATOR M24X1  
AÉRATEUR RÉGLABLE M24X1

EURO  
**30,00**

**VA76042N** **AERATORE M24X1 8 L/MIN**  
AERATOR M24X1 8 L/MIN  
AÉRATEUR M24X1 8 L/MIN

EURO  
**28,00**

**VA76043N** **AERATORE M24X1**  
AERATOR M24X1  
AÉRATEUR M24X1

EURO  
**26,00**

**VA76055N** **ROMPIGETTO M28X1**  
M28X1 BREAKER  
M28X1 BRISEUR

EURO  
**23,00**

**VA76059N** **AERATORE M18X1**  
AERATOR M18X1  
AÉRATEUR M18X1

EURO  
**26,00**

**VG76010XX** **AREATORE M24X1 M CON ANELLO CROMATO**  
AERATOR M24X1 WITH CHROMED RING  
MOUSSEUR M24X1 AVEC BAGUE CHROMÉ

FIN. EURO  
G76010 C **22,00**

**VG76011XX** **AERATORE M28X1**  
AERATOR M28X1  
AÉRATEUR M28X1

FIN. EURO  
G76016 C **23,00**  
G76016 NO | BI **43,00**  
G76016 OO | RO | GO | BR | RA | NS | TU **47,00**  
G76016 OR | OS | NE **50,00**



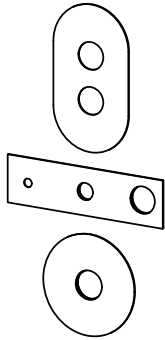
<b>VG76016XX</b>	<b>AREATORE M22X1 F CON ANELLO ARROTONDATO</b> AERATOR M22X1 WITH ROUNDED RING MOUSSEUR M22X1 AVEC BAGUE ARRONDI	<b>FIN.</b> G76016N	<b>EURO</b> <b>22,00</b>
<b>VG76018N</b>	<b>AREATORE RETTANGOLARE A SCOMPARSA</b> CACHÉ RECTANGULAR AERATOR MOUSSEUR CACHÉ RECTANGULAIRE		<b>EURO</b> <b>28,00</b>
<b>VG76025XX</b>	<b>AREATORE M22X1 F CON ANELLO CROMATO</b> AERATOR M22X1 F WITH CHROMED RING MOUSSEUR M22X1 F AVEC BAGUE CHROMÉ	<b>FIN.</b> G76025 C	<b>EURO</b> <b>23,00</b>
<b>VG76030XX</b>	<b>AREATORE M16X1 F CON ANELLO CROMATO</b> AERATOR M16X1 F WITH CHROMED RING MOUSSEUR M16X1 F AVEC BAGUE CHROMÉ	<b>FIN.</b> G76030 C	<b>EURO</b> <b>28,00</b>
<b>VG76031N</b>	<b>AREATORE M24X1 M INOX</b> AERATOR M24X1 M STAINLESS STEEL MOUSSEUR M24X1 M INOX		<b>EURO</b> <b>22,00</b>
<b>VG76032N</b>	<b>AREATORE M22X1 F INOX</b> AERATOR M22X1 F STAINLESS STEEL MOUSSEUR M22X1 F INOX		<b>EURO</b> <b>22,00</b>
<b>VG76033XX</b>	<b>AREATORE M22X1 DOPPIO GETTO PER OSMOSI</b> AERATOR M22X1 OSMOSIS DOUBLE JETS MOUSSEUR M22X1 DOUBLE JETS POUR OSMOSE	<b>FIN.</b> G76033 C	<b>EURO</b> <b>28,00</b>
<b>VG76013XX</b>	<b>SNODO BIDET M24X1 M - M24X1 F</b> BIDET JUNCTION M24X1 M - M24X1 F ROTULE POUR BIDET M24X1 M - M24X1 F	<b>FIN.</b> G76013 <b>0</b> C	<b>EURO</b> <b>26,00</b>

## ■ AREATORI E SNODI | AERATORS AND JUNCTIONS | MOUSSEURS ET ROTULES



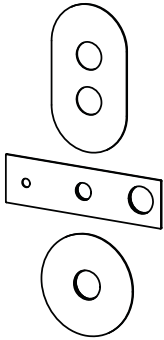
<b>VG76014XX</b>	<b>SNODO BIDET M12X1 M - M16X1 F</b> BIDET JUNCTION M12X1 M - M16X1 F ROTULE POUR BIDET M12X1 M - M16X1 F	FIN. G76014    C	EURO <b>25,00</b>
<b>VG76024XX</b>	<b>SNODO BIDET M24X1 M - M22X1 M</b> BIDET JUNCTION M24X1 M - M22X1 M ROTULE POUR BIDET M24X1 M - M22X1 M	FIN. G76024    C	EURO <b>32,00</b>
<b>VG76026XX</b>	<b>SNODO BIDET M14X1 M - M22X1 M</b> BIDET JUNCTION M14X1 M - M22X1 M ROTULE POUR BIDET M14X1 M - M22X1 M	FIN. G76026    C	EURO <b>29,00</b>
<b>VG76027XX</b>	<b>SNODO BIDET M12X1 M - M22X1 M</b> BIDET JUNCTION M12X1 M - M22X1 M ROTULE POUR BIDET M12X1 M - M22X1 M	FIN. G76027    C	EURO <b>28,00</b>
<b>VG76029XX</b>	<b>SNODO BIDET M16X1 M - M16X1 M</b> BIDET JUNCTION M16X1 M - M16X1 M ROTULE POUR BIDET M16X1 M - M16X1 M	FIN. G76029    C	EURO <b>28,00</b>
<b>VG76035XX</b>	<b>SNODO BIDET M16X1 M - M22X1 M</b> BIDET JUNCTION M16X1 M - M22X1 M ROTULE POUR BIDET M16X1 M - M22X1 M	FIN. G76035    C	EURO <b>31,00</b>
<b>VG76038XX</b>	<b>SNODO BIDET M16,5X1 M - M16,5X1 F</b> BIDET JUNCTION M16X1 M - M16,5X1 F ROTULE POUR BIDET M16X1 M - M16,5X1 F	FIN. G76038    C	EURO <b>25,00</b>

■ **PIASTRE** | PLATES | PLAQUES



<b>G95116C</b>	<b>PIASTRA 1 FORO TONDA D.70</b> PLATE 1 HOLE ROUND D.70 PLAQUE 1 TROU ROND D.70	FIN. C	EURO <b>33,00</b>
<b>G95129C</b>	<b>PIASTRA OVALE LAVABO INCASSO</b> OVAL FLUSH-MOUNTED BASIN PLATE PLAQUE DE LAVABO OVALE À ENCASTRER	FIN. C	EURO <b>87,00</b>
<b>G95110C</b>	<b>PIASTRA 1 FORO TONDA D.110</b> PLATE 1 HOLE ROUND D.110 PLAQUE 1 TROU ROND D.110	FIN. C	EURO <b>39,00</b>
<b>G95109C</b>	<b>PIASTRA OVALE 2 FORI</b> OVAL PLATE 2 HOLES PLAQUE OVALE 2 TROUS	FIN. C	EURO <b>55,00</b>
<b>G95132C</b>	<b>PIASTRA TONDA D.70</b> ROUND PLATE D.70 PLAQUE RONDE D.70	FIN. C	EURO <b>61,00</b>
<b>G95182C</b>	<b>PIASTRA OVALE 3 FORI VASCA ORIZZONTALE</b> OVAL PLATE 3 HOLES HORIZONTAL TUB PLAQUE OVALE 3 TROUS BAIGNOIRE HORIZONTALE	FIN. C	EURO <b>107,00</b>
<b>G95181C</b>	<b>PIASTRA OVALE 3 FORI DOCCIA ORIZZONTALE</b> OVAL 3-HOLE HORIZONTAL SHOWER PLATE PLAQUE DE DOUCHE OVALE 3 TROUS HORIZONTALE	FIN. C	EURO <b>107,00</b>
<b>G95117C</b>	<b>PIASTRA 1 FORO QUADRA 70X70</b> 1-HOLE SQUARE PLATE 70X70 PLAQUE CARRÉE À 1 TROU 70X70	FIN. C	EURO <b>35,00</b>

## PIASTRE | PLATES | PLAQUES



<b>G95130C</b>	<b>PIASTRA RETTANGOLARE LAVABO INCASSO</b> RECTANGULAR FLUSH-MOUNTED BASIN PLATE PLAQUE DE LAVABO RECTANGULAIRE À ENCASTRER	
	FIN. C	EURO <b>82,00</b>

<b>G95113C</b>	<b>PIASTRA 1 FORO QUADRA 110X110</b> PLATE 1 HOLE SQUARE 110X110 PLAQUE 1 TROU CARRÉ 110X110	
	FIN. C	EURO <b>39,00</b>

<b>G95112C</b>	<b>PIASTRA RETTANGOLARE 2 FORI</b> RECTANGULAR PLATE 2 HOLES PLAQUE RECTANGULAIRE 2 TROUS	
	FIN. C	EURO <b>55,00</b>

<b>G95175C</b>	<b>PIASTRA QUADRA 70X70</b> SQUARE PLATE 70X70 PLAQUE CARRÉE 70X70	
	FIN. C	EURO <b>60,00</b>


<b>G95180C</b>	<b>PIASTRA RETTANGOLARE 3 FORI VASCA ORIZZONTALE</b> RECTANGULAR PLATE 3 HOLES HORIZONTAL TUB PLAQUE RECTANGULAIRE 3 TROUS BAC HORIZONTAL	
	FIN. C	EURO <b>107,00</b>

<b>G95183C</b>	<b>PIASTRA RETTANGOLARE 3 FORI DOCCIA ORIZZONTALE</b> RECTANGULAR 3-HOLE HORIZONTAL SHOWER PLATE PLAQUE DE DOUCHE HORIZONTALE RECTANGULAIRE À 3 TROUS	
	FIN. C	EURO <b>107,00</b>

<b>G95103C</b>	<b>PIASTRA TONDA CROMO TERMO 1/2"</b> ROUND PLATE CHROME THERMO 1/2" PLAQUE RONDE CHROME THERMO 1/2"	
	FIN. C	EURO <b>118,00</b>

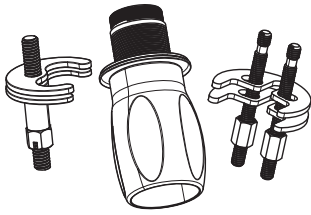
<b>G95104C</b>	<b>PIASTRA QUADRA CROMO TERMO 1/2"</b> SQUARE PLATE CHROME THERMO 1/2" PLAQUE CARRÉE CHROME THERMO 1/2"	
	FIN. C	EURO <b>131,00</b>

## KIT FISSAGGIO | FIXING KIT | KIT DE FIXATION



<b>VG72051N</b>	<b>KIT FISSAGGIO 2 TIRANTI M6X1 L280</b> 2 RODS FIXING KIT M6X1 L280 KIT DE FIXATION A 2 TIRANTS M6X1 L280	EURO <b>31,00</b>
<b>VG72049N</b>	<b>KIT FISSAGGIO 1 TIRANTI M8X1</b> 1 RODS FIXING KIT M8X1 KIT DE FIXATION A 1 TIRANTS M8X1	EURO <b>25,00</b>
<b>VG72050N</b>	<b>KIT FISSAGGIO 2 TIRANTE M6</b> 2 ROD FIXING KIT M6 KIT DE FIXATION A 2 TIRANT M6	EURO <b>26,00</b>
<b>VG72027N</b>	<b>KIT FISSAGGIO GHIERA M33X1,5</b> FIXING KIT WITH RING M33X1,5 KIT DE FIXATION AVEC ANNEAU M33X1,5	EURO <b>26,00</b>
<b>VG72052N</b>	<b>KIT FISSAGGIO 1 TIRANTI M8X1 L130</b> 1 RODS FIXING KIT M8X1 L130 KIT DE FIXATION A 1 TIRANTS M8X1 L130	EURO <b>27,00</b>
<b>VG72031N</b>	<b>KIT FISSAGGIO GHIERA M32X1,5</b> FIXING KIT WITH RING M32X1,5 KIT DE FIXATION AVEC ANNEAU M32X1,5	EURO <b>29,00</b>
<b>VG72032N</b>	<b>KIT FISSAGGIO INOX</b> STAINLESS STEEL FIXING KIT KIT DE FIXATION INOX	EURO <b>23,00</b>
<b>VG72033N</b>	<b>KIT FISSAGGIO GHIERA M33X1,5</b> FIXING KIT WITH RING M33X1,5 KIT DE FIXATION AVEC ANNEAU M33X1,5	EURO <b>29,00</b>
<b>VG72034N</b>	<b>KIT FISSAGGIO GHIERA</b> FIXING KIT WITH RING KIT DE FIXATION AVEC ANNEAU	EURO <b>31,00</b>
<b>VG72035N</b>	<b>KIT FISSAGGIO 2 TIRANTI M6X1 L70</b> 2 RODS FIXING KIT M6X1 L70 KIT DE FIXATION A 2 TIRANTS M6X1 L70	EURO <b>31,00</b>

## KIT FISSAGGIO | FIXING KIT | KIT DE FIXATION



**VG72040N** **KIT FISSAGGIO PIANTANE W27X19**  
FIXING STAND KIT W27X19  
KIT DE FIXATION SUPPORT W27X19

EURO  
**26,00**

**VG72043N** **KIT FISSAGGIO INOX**  
STAINLESS STEEL FIXING KIT  
KIT DE FIXATION INOX

EURO  
**31,00**

**VG72053N** **KIT FISSAGGIO M32X1-M34X1.5**  
FIXING KIT M32X1-M34X1.5  
KIT DE FIXATION M32X1-M34X1.5

EURO  
**29,00**

**VG72078N** **KIT FISSAGGIO M32X1-M34X1.5**  
FIXING KIT M32X1-M34X1.5  
KIT DE FIXATION M32X1-M34X1.5

EURO  
**27,00**

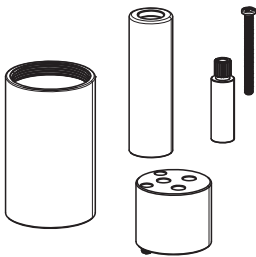
**VG72013N** **KIT FISSAGGIO M32X1-M34X1.5**  
FIXING KIT M32X1-M34X1.5  
KIT DE FIXATION M32X1-M34X1.5

EURO  
**80,00**

**VG72093N** **KIT FISSAGGIO M32X1-M34X1.5**  
FIXING KIT M32X1-M34X1.5  
KIT DE FIXATION M32X1-M34X1.5

EURO  
**34,00**

## PROLUNGHE INCASSI | EXTENSIONS BUILT-IN | EXTENSIONS ENCASTRÉ



**PRO-340** **KIT PROLUNGA INCASSO VITONE**  
EXTENSION KIT FOR BUILT-IN HEAD WORK  
KIT D'EXTENSION TETE MECHANIQUE ENCASTRÉ

FIN.  
EXT-VIT

EURO  
**102,00**

**PRO-380** **KIT PROLUNGA INCASSO VITONE + FILETTO 1/2"**  
EXTENSION KIT FOR BUILT-IN HEAD WORK + 1/2" THREAD  
KIT D'EXTENSION TETE MECHANIQUE ENCASTRÉ + FILETAGE 1/2"

FIN.  
EXT-VIT-1/2

EURO  
**172,00**



## ■ PROLUNGHE INCASSI | EXTENSIONS BUILT-IN | EXTENSIONS ENCASTRÉ

**PRO-210****KIT PROLUNGA INCASSO VITONE + DEVIATORE**

EXTENSION KIT FOR BUILT-IN HEAD WORK + DIVERTER  
KIT D'EXTENSION TETE MECHANIQUE ENCASTRÉ + INVERSEUR

FIN.

EXT-VIT-DEV C

EURO

**188,00****PRO-250****KIT PROLUNGA INCASSO MISCELATORE D35 CROMO**

EXTENSION KIT FOR BUILT-IN MIXER D35 MM. CHROME  
KIT D'EXTENSION POUR MITIGEUR ENCASTRÉ D35 MM. CHROMÉ

FIN.

EXT-35-1V C

EURO

**104,00****PRO-200/230****KIT PROLUNGA INCASSO MISCELATORE D35 MM. + DEVIATORE CROMO**

EXTENSION KIT FOR BUILT-IN MIXER D35 MM. + CHROME DIVERTER  
KIT D'EXTENSION POUR MITIGEUR ENCASTRÉ D35 MM. + INVERSEUR CHROMÉ

FIN.

EXT-35-23V C

EURO

**118,00****PRO-350/360****KIT PROLUNGA INCASSO MISCELATORE D35 MM. + FILETTO 1/2" CROMO**

EXTENSION KIT FOR BUILT-IN MIXER D35 MM. + 1/2" THREAD CHROME  
KIT D'EXTENSION POUR MITIGEUR ENCASTRÉ D35 MM. + FILETAGE 1/2" CHROMÉ

FIN.

EXT-35-1/2 C

EURO

**118,00****PRO-150/220****KIT PROLUNGA INCASSO MISCELATORE D35 MM. + FILETTO 1/2" DEVIATORE CROMO**

EXTENSION KIT FOR BUILT-IN D35 MM. MIXER + 1/2" THREAD CHROME DIVERTER  
KIT D'EXTENSION POUR MITIGEUR ENCASTRÉ D35 MM. + FILETAGE 1/2" INVERSEUR CHROMÉ

FIN.

EXT-35-1/2-DEV C

EURO

**160,00****PRO-345/346/347****KIT DI PROLUNGA (30MM) PER DEVIATORE**

EXTENSION KIT (30MM) FOR DEVIATOR  
KIT D'EXTENSION (30MM) POUR DÉVIATOR

FIN.

EURO

**90,00****PRO-390****KIT DI PROLUNGA (15MM) INCASSO L.BO 3 FORI CROCE**

FLUSH MOUNTING KIT (15MM) L.BO 3 HOLES CROSS  
KIT DE MONTAGE FLUSH (15MM) L.BO 3 TROUS CROISÉS

FIN.

EURO

**176,00****PRO-20340****KIT DI PROLUNGA (15MM) RUBINETTO INCASSO CROCE**

EXTENSION KIT (15MM) CROSS FITTED TAP  
KIT D'EXTENSION (15MM) TAP À EMBOÎTEMENT CROISÉ

FIN.

EURO

**104,00**

## ■ PROLUNGHE INCASSI | EXTENSIONS BUILT-IN | EXTENSIONS ENCASTRÉ

**PRO-G65****KIT DI PROLUNGA (20MM) PER PASSORAPIDO**

EXTENSION KIT (20 MM) FOR SLIDING DOOR PASSENGER  
KIT D'EXTENSION (20 MM) POUR PORTE COULISSANTE PASSAGER

FIN.	EURO
	<b>102,00</b>

**PRO-258****KIT DI PROLUNGA (18,5MM) PER INCASSO TERMO 1 VIA**

EXTENSION KIT (18.5 MM) FOR THERMAL RECESSING 1 WAY  
KIT D'EXTENSION (18,5 MM) POUR RECESSING THERMIQUE 1 VOIE

FIN.	EURO
	<b>96,00</b>

**PRO-208****KIT DI PROLUNGA (18,5MM) PER INCASSO TERMO 2 VIE**

EXTENSION KIT (18.5 MM) FOR 2-WAY THERMAL FLUSH MOUNTING  
KIT D'EXTENSION (18,5 MM) POUR MONTAGE THERMIQUE 2 VOIES EN FLASH

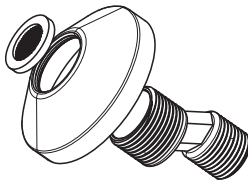
FIN.	EURO
	<b>96,00</b>

**PRO-238****KIT DI PROLUNGA (18,5MM) PER INCASSO TERMO 3 VIE**

EXTENSION KIT (18.5 MM) FOR 3-WAY THERMAL FLUSH MOUNTING  
KIT D'EXTENSION (18,5 MM) POUR MONTAGE THERMIQUE 3 VOIES EN FLASH

FIN.	EURO
	<b>96,00</b>

## ■ KIT MONTAGGIO MISCELATORI | MIXERS INSTALLATION KIT | KIT DE INSTALLATION MITIGEURS

**VG78016XX****KIT MONTAGGIO MISCELATORI A PARETE CON ROSONE STANDARD**

EXPOSED MIXERS INSTALLATION KIT WITH STANDARD COVER  
KIT DE INSTALLATION MITIGEURS APPARENTS AVEC ROSACE STANDARD

FIN.	EURO
G78016 C	<b>26,00</b>

**VG78003XX****KIT MONTAGGIO MISCELATORI A PARETE CON ROSONE TONDO**

EXPOSED MIXERS INSTALLATION KIT WITH ROUND COVER  
KIT DE INSTALLATION MITIGEURS APPARENTS AVEC ROSACE RONDE


FIN.	EURO
G78003 C	<b>28,00</b>

**VG78034XX****KIT MONTAGGIO MISCELATORI A PARETE CON ROSONE QUADRO**

EXPOSED MIXERS INSTALLATION KIT WITH SQUARED COVER  
KIT DE INSTALLATION MITIGEURS APPARENTS AVEC ROSACE CARRÉ

FIN.	EURO
G78034 C	<b>36,00</b>

## ■ MANIGLIE E LEVE | HANDLES AND LEVERS | POIGNEE ET LEVIERS



**361004XX** **KIT MANIGLIE QUADRO TERMOSTATICO COASSIALE 1/2"**  
1/2" COAXIAL THERMOSTATIC QUADRO HANDLE KIT  
KIT POIGNEE 1/2" THERMOSTATIQUE COAXIALE QUADRO

FIN. EURO  
C **60,00**

**361005XX** **KIT MANIGLIE STILO TERMOSTATICO COASSIALE 1/2"**  
1/2" COAXIAL THERMOSTATIC STILO HANDLE KIT  
KIT POIGNEE 1/2" THERMOSTATIQUE COAXIALE STILO

FIN. EURO  
C **58,00**

**VA34007XX-AR** **LEVA PUNTA D40 MM. CROMATA**  
PUNTA D40 MM. CHROMED LEVER  
**VA34007XX-AR-180** LEVIER PUNTA D40 MM. CHROMÉ

FIN. EURO  
C **32,00**

**VA34010XX-AR** **LEVA QUADRO D25 MM. CROMATA**  
QUADRO D25 MM. CHROMED LEVER  
**VA34010XX-AR-180** LEVIER QUADRO D25 MM. CHROMÉ

FIN. EURO  
C **34,00**

**VA34011XX-AR** **LEVA EPOCA D40 MM. CROMATA**  
EPOCA D40 MM. CHROMED LEVER  
**VA34011XX-AR-180** LEVIER EPOCA D40 MM. CHROMÉ

FIN. EURO  
C **32,00**

**VA34026XX-AR** **LEVA ANTICA D40 MM. CROMATA**  
ANTICA D40 MM. CHROMED LEVER  
**VA34026XX-AR-180** LEVIER ANTICA D40 MM. CHROMÉ

FIN. EURO  
A34026 C **81,00**

**VA34030XX-AR** **LEVA CRISTALLO D35 MM. CROMATA**  
CRISTALLO D35 MM. CHROMED LEVER  
**VA34030XX-AR-180** LEVIER CRISTALLO D35 MM. CHROMÉ  
**VA34030XX-AR-90**


FIN. EURO  
A34030 C **33,00**

**VA34034XX-AR** **LEVA QUADRO D35 MM. CROMATA**  
QUADRO D35 MM. CHROMED LEVER  
**VA34034XX-AR-180** LEVIER QUADRO D35 MM. CHROMÉ

FIN. EURO  
A34034 C **35,00**



## MANIGLIE E LEVE | HANDLES AND LEVERS | POIGNEE ET LEVIERS



**VA34060XX-AR**      **LEVA TORRE D25 MM. CROMATA**  
TORRE D25 MM. CHROMED LEVER  
LEVIER TORRE D25 MM. CHROMÉ

FIN.      EURO  
C      **38,00**

**VA34061XX-AR**      **LEVA STILO D25 MM. CROMATA**  
STILO D25 MM. CHROMED LEVER  
**VA34061XX-AR-180**      LEVIER STILO D25 MM. CHROMÉ

FIN.      EURO  
C      **33,00**

**VA34062XX-AR**      **LEVA QUADRO SHORT D35 MM. CROMATA**  
**VA34062XX-AR-180**      QUADRO D35 MM. CHROMED LEVER  
**VA34062XX-AR-90**      LEVIER QUADRO DESIGN D35 MM. CHROMÉ

FIN.      EURO  
C      **35,00**

**VA34063XX-AR**      **LEVA OGGETTO D35 MM. CROMATA**  
**VA34063XX-AR-180**      OGGETTO D35 MM. CHROMED LEVER  
LEVIER OGGETTO D35 MM. CHROMÉ

FIN.      EURO  
C      **35,00**

**VA34064XX-AR**      **LEVA OGGETTO SHORT D35 MM. CROMATA**  
**VA34064XX-AR-180**      OGGETTO D35 MM. SHORT CHROMED LEVER  
**VA34064XX-AR-90**      LEVIER OGGETTO SHORT D35 MM. CHROMÉ

FIN.      EURO  
C      **33,00**

**VA34065XX-AR**      **LEVA PUNTA+ D35 MM. CROMATA**  
**VA34065XX-AR-180**      PUNTA+ D35 MM. CHROMED LEVER  
LEVIER PUNTA+ D35 MM. CHROMÉ

FIN.      EURO  
C      **32,00**

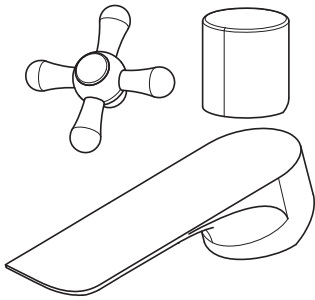
**VA34066XX-AR**      **LEVA DOMUS+ D35 MM. CROMATA**  
**VA34066XX-AR-180**      DOMUS+ D35 MM. CHROMED LEVER  
**VA34066XX-AR-90**      LEVIER DOMUS+ D35 MM. CHROMÉ

FIN.      EURO  
C      **38,00**

**VA34067N-AR-180**      **LEVA STILO D25 MM. INOX**  
STILO D25 MM. STAINLESS STEEL LEVER  
LEVIER STILO D25 MM. INOX

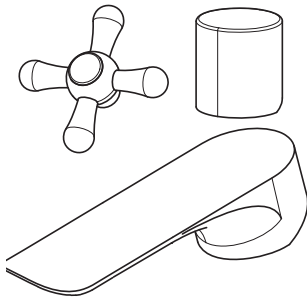
FIN.      EURO  
C      **31,00**

## ■ MANIGLIE E LEVE | HANDLES AND LEVERS | POIGNEE ET LEVIERS



<b>VA34068N-AR-180</b>	<b>LEVA STILO D35 MM. INOX</b> STILO D35 MM. STAINLESS STEEL LEVER LEVIER STILO D35 MM. INOX	FIN. C	EURO <b>32,00</b>
<b>VA34070XX-AR</b> <b>VA34070XX-AR-180</b> <b>VA34070XX-AR-90</b>	<b>LEVA INDY D35 MM. CROMATA</b> INDY D35 MM. CHROMED LEVER LEVIER INDY D35 MM. CHROMÉ	FIN. C	EURO <b>30,00</b>
<b>VA34091XX-AR</b>	<b>LEVA MISCELATORE IDROSCOPINO TONDO</b> ROUND WASHBASIN MIXER LEVER MITIGEUR DE LAVABO ROND	FIN. C	EURO <b>39,00</b>
<b>VA34092N-AR-180</b>	<b>LEVA STILO D35 MM. INOX .</b> LEVIER STILO D35 MM. ACIER INOXYDABLE STILO LEVER D35 MM. STAINLESS STEEL	FIN. C	EURO <b>23,00</b>
<b>VA34109XX-AR</b>	<b>LEVA MISCELATORE IDROSCOPINO QUADRO</b> SQUARE HYDROSCOPE MIXER LEVER HYDROSCOPE CARRÉ LEVIER MÉLANGEUR	FIN. C	EURO <b>34,00</b>
<b>VG37024XX</b>	<b>MANIGLIA CROCE CON PLACCHE C&amp;F</b> CROCE HANDLE WITH C&F SIGNS POIGNEE CROCE AVEC PLAQUETTES C&F	FIN. C	EURO <b>34,00</b>
<b>VG34021XX-65-AR-180</b>	<b>LEVA STILO D.35 PERNO L=65 MM</b> STYLISH LEVER D.35 PIN L=65 MM STILO LEVER D.35 PIN L=65 MM	FIN. C	EURO <b>35,00</b>
<b>VG34031XX-100-AR</b>	<b>LEVA STILO ASTA INCLINATA D35 MM.</b> STILO INCLINED ROD D35 MM. LEVER LEVIER STILO TIGE INCLINE' D35 MM.	FIN. C	EURO <b>33,00</b>
<b>VA66040N</b>	<b>LEVA STILO D.35 PERNO L=65 MM</b> STYLISH LEVER D.35 PIN L=65 MM STILO LEVER D.35 PIN L=65 MM	FIN. C	EURO <b>20,00</b>

## ■ MANIGLIE E LEVE | HANDLES AND LEVERS | POIGNEE ET LEVIERS



**VG34054XX**  
**VG34054XX-AR**  
**VG34054XX-AR-180**  
**VG34054XX-AR-90**

**LEVA GEMMA D35 MM.**  
GEMMA D35 MM. LEVER  
LEVIER GEMMA D35 MM.

FIN.  
C

EURO  
**39,00**

**VG34055XX**  
**VG34055XX-AR**  
**VG34055XX-AR-180**  
**VG34055XX-AR-90**

**LEVA TORRE D35**  
TORRE D35 MM. LEVER  
LEVIER TORRE D35 MM.

FIN.  
C

EURO  
**48,00**

**VG34056XX-100-AR**

**LEVA STILO D35 MM.**  
STILO D35 MM. LEVER  
LEVIER STILO D35 MM.

FIN.  
C

EURO  
**36,00**

**VG34056XX-35-AR**  
**VG34056XX-35-AR-90**

**LEVA STILO D35 MM.**  
STILO D35 MM. LEVER  
LEVIER STILO D35 MM.

FIN.  
C

EURO  
**37,00**

**VG34056XX-65-AR**  
**VG34056XX-65-AR-180**

**LEVA STILO D35 MM.**  
STILO D35 MM. LEVER  
LEVIER STILO D35 MM.

FIN.  
C

EURO  
**34,00**

**VG34083XX-AR**  
**VG34083XX-AR-180**  
**VG34083XX-AR-90**

**LEVA COMPLETA BOCCACCIO7**  
COMPLETE BUSH BOCCACCIO7  
DOUILLE COMPLÈTE BOCCACCIO7

FIN.  
C

EURO  
**133,00**

**VG34093BIL**

**LEVA INFINITAMENTE 35MM CERAMICA BIANCA LUCIDA COM**  
LEVER INFINITELY 35MM CERAMIC WHITE POLISHED COM  
LEVIER INFINI 35MM CÉRAMIQUE BLANC POLI COM

FIN.  
C

EURO  
**78,00**


**VG34093NO**

**LEVA INFINITAMENTE 35MM CERAMICA NERO OPACO COM**  
LEVER INFINITELY 35MM CERAMIC MATT BLACK COM  
LEVER INFINITELY 35MM CERAMIC MATT BLACK COM

FIN.  
C

EURO  
**78,00**

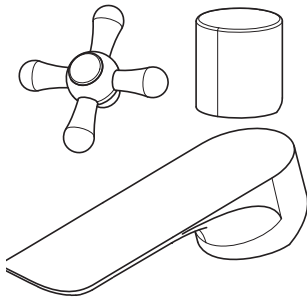
## ■ MANIGLIE E LEVE | HANDLES AND LEVERS | POIGNEE ET LEVIERS



<b>VG34095XX</b>	<b>LEVA LEGGERMENTE 35MM COMPLETA.</b> LEVER LEGGERMENTE 35MM COMPLETE LEVIER LEGGERMENTE 35 MM COMPLET	FIN. C	EURO <b>56,00</b>
<b>VG34096XX</b>	<b>LEVA PRECISAMENTE 35MM COMPLETA</b> LEVER PRECISAMENTE 35MM COMPLETE LEVIER PRECISAMENTE 35 MM COMPLET	FIN. C	EURO <b>83,00</b>
<b>VG34097XX</b>	<b>LEVA PRECISAMENTE 25MM COMPLETA</b> LEVER PRECISAMENTE 25MM COMPLETE LEVIER PRECISAMENTE 25 MM COMPLET	FIN. C	EURO <b>83,00</b>
<b>VG34098XX</b>	<b>LEVA PRECISAMENTE 25MM COMPLETA</b> LEVER PRECISAMENTE 25MM COMPLETE LEVIER PRECISAMENTE 25 MM COMPLET	FIN. C	EURO <b>56,00</b>
<b>VG34104XX-AR</b> <b>VG34104XX-AR-180</b> <b>VG34104XX-AR-90</b>	<b>LEVA OGGETTO3 D.35 COMPLETA</b> OGGETTO3 D.35 COMPLET OGGETTO3 LEVIER D.35 COMPLET	FIN. C	EURO <b>34,00</b>
<b>VG34107XX-100-AR</b>	<b>LEVA STILO ASTA INCLINATA L=100 MM.</b> INCLINED STILO LEVER L=100 MM LEVIER STILO INCLINÉ L=100 MM.	FIN. C	EURO <b>42,00</b>
<b>VG36005XX-AR</b>	<b>MANIGLIA TERMOSTATICO STILO</b> STILO THERMOSTATIC HANDLE POIGNEE THERMOSTATIQUE STILO	FIN. C	EURO <b>43,00</b>
<b>VG36053XX-AR</b>	<b>MANIGLIA TERMOSTATICO QUADRO</b> QUADRO THERMOSTATIC HANDLE POIGNEE THERMOSTATIQUE QUADRO	FIN. C	EURO <b>43,00</b>
<b>VG36060XX-AR</b>	<b>MANIGLIA TERMOSTATICO STILO</b> THERMOSTATIC STYLUS HANDLE POIGNÉE DE STYLET THERMOSTATIQUE	FIN. C	EURO <b>35,00</b>



## ■ MANIGLIE E LEVE | HANDLES AND LEVERS | POIGNEE ET LEVIERS



**VG34082XX-AR**      **MANIGLIA TERMOSTATICO QUADRO**  
 STILO D35 MM. LEVER  
 LEVIER STILO D35 MM.

FIN.      EURO  
 C      **37,00**

**VA37091C**      **MANIGLIA VITONE ACQUE SEPARATE**  
 COMPLETE BUSH BOCCACCIO7  
 DOUILLE COMPLÈTE BOCCACCIO7

FIN.      EURO  
 C      **27,00**

**VG37005XX**      **MANIGLIA DEVIATORE STILO**  
**STILO DIVERTER HANDLE**  
**POIGNEE INVERSEUR STILO**

FIN.      EURO  
 C      **44,00**

**VG37053XX**      **MANIGLIA DEVIATORE QUADRO**  
**QUADRO DIVERTER HANDLE**  
**POIGNEE INVERSEUR QUADRO**

FIN.      EURO  
 C      **43,00**

**VG37055XX**      **MANIGLIA DEVIATORE/VITONE STILO**  
**VG37055XX-AR**      **STILO DIVERTER/HEAD WORK HANDLE**  
**VG37055XX-AR-180**      **POIGNEE INVERSEUR/TETE MECANIQUE STILO**

FIN.      EURO  
 C      **36,00**

**VG37056XX**      **MANIGLIA DEVIATORE VANTAGGIO**  
 X  
 X X 35 XX COMPLET

FIN.      EURO  
 C      **28,00**


**VG37057XX**      **MANIGLIA DEVIATORE/VITONE QUADRO**  
**VG37057XX-AR**      **QUADRO DIVERTER/HEAD WORK HANDLE**  
**VG37057XX-AR-180**      **POIGNEE INVERSEUR/TETE MECANIQUE QUADRO**

FIN.      EURO  
 C      **36,00**

**VG37083XX**      **MANIGLIA VITONE BOCCACCIO7**  
**VG37083XX-AR**      X COMPLET  
**VG37083XX-AR-180**      OGGETTO3 X COMPLET  
**VG37083XX-AR-90**

FIN.      EURO  
 C      **132,00**

## ■ MANIGLIE E LEVE | HANDLES AND LEVERS | POIGNEE ET LEVIERS



**VG37084XX-SER**      **MANIGLIA DEVIATORE STILO PER TERMO**  
 DIVERTER HANDLE STILO FOR THERMO  
 POIGNÉE DE DÉVIATION STILO POUR THERMO

FIN.      EURO  
 C      **29,00**

**VG37084XX-SER-2**      **MANIGLIA DEVIATORE VASCA CON BOCCA PER TERMO**  
 BATH DIVERTER HANDLE WITH SPOUT FOR THERMO  
 POIGNÉE D'INVERSEUR DE BAIN AVEC BEC POUR THERMO

FIN.      EURO  
 C      **29,00**

**VG37027XX-SER**      **MANIGLIA DEVIATORE STILO MISCELATORE**  
 STILO DIVERTER HANDLEC  
 STILO POIGNÉE DE DÉVIATION

FIN.      EURO  
 C      **23,00**

**VG37027XX-SER-2**      **MANIGLIA DEVIATORE MISCELATORE VASCA CON BOCCA**  
 BATHTUB MIXER DIVERTER HANDLE WITH SPOUT  
 MITIGEUR DE BAIGNOIRE AVEC BEC

FIN.      EURO  
 C      **23,00**

**VG34081XX-SER**      **MANIGLIA DEVIATORE QUADRO PER TERMO**  
 DIVERTER HANDLE QUADRO FOR THERMO  
 POIGNÉE DE DÉVIATION QUADRO POUR THERMO

FIN.      EURO  
 C      **39,00**

**VG34081XX-SER-2**      **MANIGLIA DEVIATORE VASCA CON BOCCA PER TERMO**  
 BATH DIVERTER HANDLE WITH SPOUT FOR THERMO  
 POIGNÉE D'INVERSEUR DE BAIN AVEC BEC POUR THERMO

FIN.      EURO  
 C      **39,00**

**VG37028XX-SER**      **MANIGLIA DEVIATORE QUADRO MISCELATORE**  
 HANDLE DIVERTER QUADRO MIXER  
 POIGNÉE INVERSEUR QUADRO MÉLANGEUR

FIN.      EURO  
 C      **36,00**

**VG37028XX-SER-2**      **MANIGLIA DEVIATORE QUADRO MISCELATORE VASCA CON BOCCA**  
 HANDLE DIVERTER SQUARE BATH MIXER WITH SPOUT  
 POIGNÉE INVERSEUR BAIN CARRÉ AVEC BEC

FIN.      EURO  
 C      **36,00**

SERIE | SÉRIE | SERIES **INCASSI**

CODICE ARTIS	RICAMBI CARTUCCIA CARTRIDGE CARTOUCHE	RICAMBI VITONE HEADWORK TETE CERAMIQUE	RICAMBI DEVIATORE DIVERTER INVERSEUR	RICAMBI AERATORE AERATOR MOUSSEUR	RICAMBI LEVA/MANIGLIA LEVER/HANDLE LEVIER/POIGNEE	RICAMBI KIT DI FISSAGGIO FIXING KIT KIT DE FIXATION	RICAMBI PROLUNGHE EXTENSION PROLONGE
INC-250-BOX	VG21022N	-		-	-	-	PRO-250
INC-250-BOX-180	VG21035N	-		-	-	-	PRO-250
INC-200-BOX	VG21022N	-	VG20053N	-	-	-	PRO-200/230
INC-200-BOX-180	VG21035N	-	VG20053N	-	-	-	PRO-200/230
INC-230-BOX	VG21022N	-	VG20054N	-	-	-	PRO-200/230
INC-230-BOX-180	VG21035N	-	VG20054N	-	-	-	PRO-200/230
INC-258-BOX	VG22016N	-	VG20052N	-	-	-	PRO-258
INC-208-BOX	VG22016N	-	VG20045N	-	-	-	PRO-208
INC-238-BOX	VG22016N	-	VG20049N	-	-	-	PRO-238
INC-150/155	VG21022N	-	VG20057N	-	-	-	PRO-150/220
INC-150/155-180	VG21035N	-	VG20057N	-	-	-	PRO-150/220
INC-160/165	VG21022N	-	VG20047N	-	-	-	PRO-150/220
INC-160/165-180	VG21035N	-	VG20047N	-	-	-	PRO-150/220
INC-220/225	VG21022N	-	VG20057N	-	-	-	PRO-150/220
INC-220/225-180	VG21035N	-	VG20057N	-	-	-	PRO-150/220
INC-240/245	VG21022N	-	VG20047N	-	-	-	PRO-150/220
INC-240/245-180	VG21035N	-	VG20047N	-	-	-	PRO-150/220
INC-380	-	VG22167N - VG22168N	-	-	-	-	PRO-380
INC-380-DX	-	VG22167N - VG22168N	-	-	-	-	PRO-380
INC-380-SX	-	VG22167N - VG22168N	-	-	-	-	PRO-380
INC-210	-	VG22002N	VG20057N	-	-	-	PRO-210
INC-390	-	VG22002N	-	-	-	-	PRO-390
INC-350/360-BOX	VG21022N	-	-	-	-	-	PRO-350/360
INC-350/360-BOX-180	VG21035N	-	-	-	-	-	PRO-350/360
INC-340		VG22002N	-	-	-	-	PRO-340
INC-345			VG20057N	-	-	-	PRO-345/346/347
INC-346			VG20047N	-	-	-	PRO-345/346/347
INC-347		-	VG20137N	-	-	-	PRO-345/346/347

**SERIE | SÉRIE | SERIES BOCCACCIO7**

CODICE ARTIS	RICAMBI CARTUCCIA CARTRIDGE CARTOUCHE	RICAMBI VITONE HEADWORK TETE CERAMIQUE	RICAMBI DEVIATORE DIVERTER INVERSEUR	RICAMBI AERATORE AERATOR MOUSSEUR	RICAMBI LEVA/MANIGLIA LEVER/HANDLE LEVIER/POIGNEE	RICAMBI KIT DI FISSAGGIO FIXING KIT KIT DE FIXATION	RICAMBI PROLUNGHE EXTENSION PROLONGE
07400	VG21040N	-	-	VA76042N	VG34083XX-AR	VG72078N	-
07402	VG21040N	-	-	VA76042N	VG34083XX-AR	VG72078N	-
07450	VG21040N	-	-	VA76042N	VG34083XX-AR	VG72053N	-
07452	VG21040N	-	-	VA76042N	VG34083XX-AR	VG72053N	-
07470	-	VG22001N - VG22008N	-	VA76043N	VG37083XX - VG37083XX-AR-90	VG72040N	-
07472	-	VG22001N - VG22008N	-	VA76043N	VG37083XX - VG37083XX-AR-90	VG72040N	-
07550	-	VG22001N - VG22008N	-	VA76043N	VG37083XX - VG37083XX-AR-90	VG72040N	-
07552	-	VG22001N - VG22008N	-	VA76043N	VG37083XX - VG37083XX-AR-90	VG72040N	-
EST-07350	-	-	-	VA76043N	VG34083XX-AR	-	PRO-350/360
EST-07352	-	-	-	VA76043N	VG34083XX-AR	-	PRO-350/360
EST-07360	-	-	-	VA76043N	VG34083XX-AR	-	PRO-350/360
EST-07362	-	-	-	VA76043N	VG34083XX-AR	-	PRO-350/360
EST-07380	-	-	-	VA76043N	VG37083XX - VG37083XX-AR-90	-	PRO-380
EST-07382	-	-	-	VA76043N	VG37083XX - VG37083XX-AR-90	-	PRO-380
EST-07380-DX	-	-	-	VA76043N	VG37083XX - VG37083XX-AR-90	-	PRO-380
EST-07382-DX	-	-	-	VA76043N	VG37083XX - VG37083XX-AR-90	-	PRO-380
EST-07380-SX	-	-	-	VA76043N	VG37083XX - VG37083XX-AR-90	-	PRO-380
EST-07382-SX	-	-	-	VA76043N	VG37083XX - VG37083XX-AR-90	-	PRO-380
07480	VG21022N	-	-	VA76043N	VG34083XX-AR	VG72049N	-
07482	VG21022N	-	-	VA76043N	VG34083XX-AR	VG72049N	-
07580	VG21022N	-	-	VA76043N	VG34083XX-AR	-	-
07582	VG21022N	-	-	VA76043N	VG34083XX-AR	-	-
07490	VG21022N	-	-	VA76043N	VG34083XX-AR	VG72049N	-
07492	VG21022N	-	-	VA76043N	VG34083XX-AR	VG72049N	-
07590	VG21022N	-	-	VA76043N	VG34083XX-AR	-	-
07592	VG21022N	-	-	VA76043N	VG34083XX-AR	-	-
07330	VG21040N	-	-	VA76042N	VG34083XX-AR	-	-
07332	VG21040N	-	-	VA76042N	VG34083XX-AR	-	-
07500	VG21040N	-	-	VA76041N	VG34083XX-AR	VG72052N	-
07502	VG21040N	-	-	VA76041N	VG34083XX-AR	VG72052N	-
07100	VG21022N	-	G28080XX	VG76025XX	VG34083XX-AR-90	-	-
141007	VG21022N	-	VG20042N	VA76043N	VG34083XX-AR	-	-
EST-07150	-	-	-	VA76043N	VG34083XX-AR	-	PRO-150/220
EST-07155	-	-	-	VA76043N	VG34083XX-AR	-	PRO-150/220
EST-07160	-	-	-	VA76043N	VG34083XX-AR	-	PRO-150/220
EST-07165	-	-	-	VA76043N	VG34083XX-AR	-	PRO-150/220
121407	VG21022N	-	VG20131N	VA76043N	VG34083XX-AR - VG37055XX	-	-
122207	VG21022N	-	VG21022N	VA76043N	VG34083XX-AR - VG34083XX	-	-
121507	-	VG22002N	VG20131N	VA76043N	VG37083XX-AR - VG37083XX - VG37055XX	VG72040N	-
07300	VG21022N	-	-	-	VG34083XX-AR-90	-	-
07310	VG21022N	-	-	-	VG34083XX-AR-90	-	-
EST-07220	-	-	-	-	VG34083XX-AR - VG37055XX	-	PRO-150/220
EST-07225	-	-	-	-	VG34083XX-AR - VG37055XX	-	PRO-150/220
EST-07240	-	-	-	-	VG34083XX-AR - VG37055XX	-	PRO-150/220
EST-07245	-	-	-	-	VG34083XX-AR - VG37055XX	-	PRO-150/220
EST-07250	-	-	-	-	VG34083XX-AR	-	PRO-250
EST-07200	-	-	-	-	VG34083XX-AR - VG37055XX	-	PRO-200/230
EST-07230	-	-	-	-	VG34083XX-AR - VG37055XX	-	PRO-200/230
160740	VG22163N	VG22169N	-	-	VG36060XX-AR - VG37084XX	-	-
EST-07258	-	-	-	-	VG36005XX-AR - VG37005XX	-	PRO-258
EST-07208	-	-	-	-	VG36005XX-AR - VG37005XX	-	PRO-208
EST-07238	-	-	-	-	VG36005XX-AR - VG37005XX	-	PRO-238
EST-07340	-	-	-	-	VG37083XX	-	PRO-340
EST-07345	-	-	-	-	VG37083XX	-	PRO-345/346/347
EST-07346	-	-	-	-	VG37083XX	-	PRO-345/346/347
EST-07347	-	-	-	-	VG37083XX	-	PRO-345/346/347
240720	VG22163N	-	VG20055N	-	VG36060XX-AR - VG37084XX-SER	-	-
240722	VG22163N	-	G28080XX - VG20055N	G76025XX	VG36060XX-AR - VG37084XX-SER-2	-	-
240710	VG21022N	-	VG20056N	-	VG34083XX-AR-90 - VG37027XX-SER	-	-
240712	VG21022N	-	G28080XX - VG20056N	G76025XX	VG34083XX-AR-90 - VG37027XX-SER-2	-	-
240700	-	-	VG20041N	-	-	-	-
S200	-	-	-	-	-	-	-
07950	VG21022N	-	-	VA76042N	VG34083XX-AR-180	VG72052N	-

SERIE | SÉRIE | SERIES **LEGGERMENTE**

CODICE ARTIS	RICAMBI CARTUCCIA CARTRIDGE CARTOUCHE	RICAMBI VITONE HEADWORK TETE CERAMIQUE	RICAMBI DEVIATORE DIVERTER INVERSEUR	RICAMBI AERATORE AERATOR MOUSSEUR	RICAMBI LEVA/MANIGLIA LEVER/HANDLE LEVIER/POIGNEE	RICAMBI KIT DI FISSAGGIO FIXING KIT KIT DE FIXATION	RICAMBI PROLUNGHE EXTENSION PROLONGE
52400	VG21016N			VA76039N	VG34095XX	VG72050N	
52401	VG21016N			VA76039N	VG34095XX	VG72050N	
52450	VG21016N			VA76039N	VG34095XX	VG72053N	
52452	VG21016N			VA76039N	VG34095XX	VG72053N	
EST-52350				VA76039N	VG34095XX		PRO-350/360
EST-52352				VA76039N	VG34095XX		PRO-350/360
EST-52360				VA76039N	VG34095XX		PRO-350/360
EST-52362				VA76039N	VG34095XX		PRO-350/360
52480	VG21022N			VA76039N	VG34095XX	VG72049N	
52482	VG21022N			VA76039N	VG34095XX	VG72049N	
52580	VG21022N			VA76039N	VG34095XX		
52582	VG21022N			VA76039N	VG34095XX		
52490	VG21022N			VA76039N	VG34095XX	VG72049N	
52492	VG21022N			VA76039N	VG34095XX	VG72049N	
52590	VG21022N			VA76039N	VG34095XX		
52592	VG21022N			VA76039N	VG34095XX		
52330	VG21016N			VA76039N	VG34095XX		
52332	VG21016N			VA76039N	VG34095XX		
52500	VG21016N			VG76039XX - VA76039N	VG34095XX	VG72050N	
52501	VG21016N			VG76039XX - VA76039N	VG34095XX	VG72050N	
52100	VG21022N		G28080XX	VG76025XX	VG34095XX		
141052	VG21022N		VG20042N	VG76051XX	VG34095XX		
EST-52150				VA76039N	VG34095XX - VG37055XX		PRO-150/220
EST-52155				VA76039N	VG34095XX - VG37055XX		PRO-150/220
EST-52160				VA76039N	VG34095XX - VG37055XX		PRO-150/220
EST-52165				VA76039N	VG34095XX - VG37055XX		PRO-150/220
121452	VG21022N		VG20131N	VA76039N	VG34095XX - VG37055XX		
122252	VG21022N		VG21022N	VA76039N	VG34095XX		
52300	VG21022N				VG34095XX		
52310	VG21022N				VG34095XX		
EST-52220					VG34095XX - VG37055XX		PRO-150/220
EST-52225					VG34095XX - VG37055XX		PRO-150/220
EST-52240					VG34095XX - VG37055XX		PRO-150/220
EST-52245					VG34095XX - VG37055XX		PRO-150/220
EST-52250					VG34095XX		PRO-250
EST-52200					VG34095XX - VG37055XX		PRO-200/230
EST-52230					VG34095XX - VG37055XX		PRO-200/230
165240	VG22163N	VG22169N			VG36060XX-AR - VG37084XX		
EST-52258					VG36005XX-AR - VG37005XX		PRO-258
EST-52208					VG36005XX-AR - VG37005XX		PRO-208
EST-52238					VG36005XX-AR - VG37005XX		PRO-238
EST-52340					VG37055XX		PRO-340
EST-52345					VG37055XX		PRO-345/346/347
EST-52346					VG37055XX		PRO-345/346/347
EST-52347					VG37055XX		PRO-345/346/347
245220	VG22163N		VG20055N		VG36060XX-AR - VG37084XX-SER		
245222	VG22163N		G28080XX - VG20055N	VG76025XX	VG36060XX-AR - VG37084XX-SER-2		
245210	VG21022N		VG20056N		VG34095XX - VG37027XX-SER		
245212	VG21022N		G28080XX - VG20056N	VG76025XX	VG34095XX - VG37027XX-SER-2		
245200			VG20041N				
S200	-	-	-	-	-	-	-

SERIE | SÉRIE | SERIES **PRECISAMENTE**

CODICE ARTIS	RICAMBI CARTUCCIA CARTRIDGE CARTOUCHE	RICAMBI VITONE HEADWORK TETE CERAMIQUE	RICAMBI DEVIATORE DIVERTER INVERSEUR	RICAMBI AERATORE AERATOR MOUSSEUR	RICAMBI LEVA/MANIGLIA LEVER/HANDLE LEVER/POIGNEE	RICAMBI KIT DI FISSAGGIO FIXING KIT KIT DE FIXATION	RICAMBI PROLUNGHE EXTENSION PROLONGE
53410	VG21036N			VA76027N	VG34097XX	VG72050N	
53412	VG21036N			VA76027N	VG34097XX	VG72050N	
53430	VG21036N			VA76027N	VG34097XX	VG72050N	
53432	VG21036N			VA76027N	VG34097XX	VG72050N	
53460	VG21036N			VA76027N	VG34097XX	VG72053N	
53462	VG21036N			VA76027N	VG34097XX	VG72053N	
EST-53350-180				VA76027N	VG34096XX		PRO-350/360
EST-53352-180				VA76027N	VG34096XX		PRO-350/360
EST-53360-180				VA76027N	VG34096XX		PRO-350/360
EST-53362-180				VA76027N	VG34096XX		PRO-350/360
53480	VG21022N			VA76027N	VG34096XX	VG72049N	
53482	VG21022N			VA76027N	VG34096XX	VG72049N	
53580	VG21022N			VA76027N	VG34096XX		
53582	VG21022N			VA76027N	VG34096XX		
53490	VG21022N			VA76027N	VG34096XX	VG72049N	
53492	VG21022N			VA76027N	VG34096XX	VG72049N	
53590	VG21022N			VA76027N	VG34096XX		
53592	VG21022N			VA76027N	VG34096XX		
53330	VG21022N			VA76055N	VG34098XX-AR		
53332	VG21022N			VA76055N	VG34098XX-AR		
53510	VG21036N			VG76030XX - VG76014XX	VG34097XX	VG72050N	
53512	VG21036N			VG76030XX - VG76014XX	VG34097XX	VG72050N	
53100	VG21022N		VG20105XX	VA76055N	VG34096XX		
141053-180	VG21035N		VG20043N	VA76055N	VG34096XX		
EST-53150-180				VA76027N	VG34096XX		PRO-150/220
EST-53155-180				VA76027N	VG34096XX		PRO-150/220
EST-53160-180				VA76027N	VG34096XX		PRO-150/220
EST-53165-180				VA76027N	VG34096XX		PRO-150/220
121453	VG21022N		VG20131N	VA76027N	VG34096XX - VG37057XX		
122253	VG21022N		VG21022N	VA76027N	VG34096XX		
53300	VG21022N				VG34096XX		
53310	VG21022N				VG34096XX		
EST-53220-180					VG34096XX - VG37057XX		PRO-150/220
EST-53225-180					VG34096XX - VG37057XX		PRO-150/220
EST-53240-180					VG34096XX - VG37057XX		PRO-150/220
EST-53245-180					VG34096XX - VG37057XX		PRO-150/220
EST-53250-180					VG34096XX		PRO-250
EST-53200-180					VG34096XX - VG37057XX		PRO-200/230
EST-53230-180					VG34096XX - VG37057XX		PRO-200/230
165350	G22163N	VG22169N			VG34082XX-AR - VG34081XX		
EST-53258					VG36053XX-AR - VG37053XX		PRO-258
EST-53208					VG36053XX-AR - VG37053XX		PRO-208
EST-53238					VG36053XX-AR - VG37053XX		PRO-238
EST-53340					VG37057XX		PRO-340
EST-53345					VG37057XX		PRO-345/346/347
EST-53346					VG37057XX		PRO-345/346/347
EST-53347					VG37057XX		PRO-345/346/347
245320	VG22163N		VG20055N		VG34082XX-AR - VG34081XX-SER		
245322	VG22163N		G28080XX - VG20055N	VG76025XX	VG34082XX-AR - VG34081XX-SER-2		
245310	VG21022N		VG20056N		VG34096XX - VG37028XX-SER		
245312	VG21022N		G28080XX - VG20056N	VG76025XX	VG34096XX - VG37028XX-SER-2		
245300			VG20041N				
S203							

SERIE | SÉRIE | SERIES **SENSUALMENTE**

CODICE ARTIS	RICAMBI CARTUCCIA CARTRIDGE CARTOUCHE	RICAMBI VITONE HEADWORK TETE CERAMIQUE	RICAMBI DEVIATORE DIVERTER INVERSEUR	RICAMBI AERATORE AERATOR MOUSSEUR	RICAMBI LEVA/MANIGLIA LEVER/HANDLE LEVIER/POIGNEE	RICAMBI KIT DI FISSAGGIO FIXING KIT KIT DE FIXATION	RICAMBI PROLUNGHE EXTENSION PROLONGE
54400	VG21022N			VA76027N	VG34098XX	VG72050N	
54402	VG21022N			VA76027N	VG34098XX	VG72050N	
54450	VG21022N			VA76027N	VG34098XX	VG72031N	
54452	VG21022N			VA76027N	VG34098XX	VG72031N	
EST-54350-180				VA76039N	VG34098XX		PRO-350/360
EST-54352-180				VA76039N	VG34098XX		PRO-350/360
EST-54360-180				VA76039N	VG34098XX		PRO-350/360
EST-54362-180				VA76039N	VG34098XX		PRO-350/360
54480	VG21022N			VA76039N	VG34098XX	VG72049N	
54482	VG21022N			VA76039N	VG34098XX	VG72049N	
54580	VG21022N			VA76039N	VG34098XX		
54582	VG21022N			VA76039N	VG34098XX		
54490	VG21022N			VA76039N	VG34098XX	VG72049N	
54492	VG21022N			VA76039N	VG34098XX	VG72049N	
54590	VG21022N			VA76039N	VG34098XX		
54592	VG21022N			VA76039N	VG34098XX		
54500	VG21022N			VG76025XX - VG76035XX	VG34098XX	VG72050N	
54502	VG21022N			VG76025XX - VG76035XX	VG34098XX	VG72050N	
54100	VG21022N		VG20105XX	VA76027N	VG34098XX		
141054-180	VG21035N		VG20042N	VG76051XX	VG34098XX		
EST-54150-180				VA76039N	VG34098XX - VG37055XX		PRO-150/220
EST-54155-180				VA76039N	VG34098XX - VG37055XX		PRO-150/220
EST-54160-180				VA76039N	VG34098XX - VG37055XX		PRO-150/220
EST-54165-180				VA76039N	VG34098XX - VG37055XX		PRO-150/220
121454	VG21022N		VG20131N	VA76039N	VG34098XX - VG37055XX		
122254	VG21022N		VG21022N	VA76039N	VG34098XX		
54300-180	VG21035N				VG34098XX		
54310-180	VG21035N				VG34098XX		
EST-54220-180					VG34098XX - VG37055XX		PRO-150/220
EST-54225-180					VG34098XX - VG37055XX		PRO-150/220
EST-54240-180					VG34098XX - VG37055XX		PRO-150/220
EST-54245-180					VG34098XX - VG37055XX		PRO-150/220
EST-54250-180					VG34098XX		PRO-250
EST-54200-180					VG34098XX - VG37055XX		PRO-200/230
EST-54230-180					VG34098XX - VG37055XX		PRO-200/230
165440	VG22163N	VG22169N			VG36060XX-AR - VG37084XX		
EST-54258					VG36005XX-AR - VG37005XX		PRO-258
EST-54208					VG36005XX-AR - VG37005XX		PRO-208
EST-54238					VG36005XX-AR - VG37005XX		PRO-238
EST-54340					VG37055XX		PRO-340
EST-54345					VG37055XX		PRO-345/346/347
EST-54346					VG37055XX		PRO-345/346/347
EST-54347					VG37055XX		PRO-345/346/347
245420	VG22163N		VG20055N		VG36060XX-AR - VG37084XX-SER		
245422	VG22163N		G28080XX - VG20055N	VG76025XX	VG36060XX-AR - VG37084XX-SER-2		
245410	VG21022N		VG20056N		VG34098XX - VG37027XX-SER		
245412	VG21022N		G28080XX - VG20056N	VG76025XX	VG34098XX - VG37027XX-SER-2		
245400			VG20041N				
S200							
245200			VG20041N				
S200							

SERIE | SÉRIE | SERIES **INFINITAMENTE**

CODICE ARTIS	RICAMBI CARTUCCIA CARTRIDGE CARTOUCHE	RICAMBI VITONE HEADWORK TETE CERAMIQUE	RICAMBI DEVIATORE DIVERTER INVERSEUR	RICAMBI AERATORE AERATOR MOUSSEUR	RICAMBI LEVA/MANIGLIA LEVER/HANDLE LEVER/POIGNEE	RICAMBI KIT DI FISSAGGIO FIXING KIT KIT DE FIXATION	RICAMBI PROLUNGHE EXTENSION PROLONGE
55400	VG21018N			VA76027N	VG34093NO/BIL	VG72049N	
55402	VG21018N			VA76027N	VG34093NO/BIL	VG72049N	
55450	VG21018N			VA76027N	VG34093NO/BIL	VG72031N	
55452	VG21018N			VA76027N	VG34093NO/BIL	VG72031N	
EST-55350-180				VA76039N	VG34093NO/BIL		PRO-350/360
EST-55352-180				VA76039N	VG34093NO/BIL		PRO-350/360
EST-55360-180				VA76039N	VG34093NO/BIL		PRO-350/360
EST-55362-180				VA76039N	VG34093NO/BIL		PRO-350/360
55480	VG21022N			VA76039N	VG34093NO/BIL	VG72049N	
55482	VG21022N			VA76039N	VG34093NO/BIL	VG72049N	
55580	VG21022N			VA76039N	VG34093NO/BIL		
55582	VG21022N			VA76039N	VG34093NO/BIL		
55490	VG21022N			VA76039N	VG34093NO/BIL	VG72049N	
55492	VG21022N			VA76039N	VG34093NO/BIL	VG72049N	
55590	VG21022N			VA76039N	VG34093NO/BIL		
55592	VG21022N			VA76039N	VG34093NO/BIL		
55500	VG21018N			VG76025XX - VG76026XX	VG34093NO/BIL	VG72049N	
55502	VG21018N			VG76025XX - VG76026XX	VG34093NO/BIL	VG72049N	
55100	VG21022N		VG20106XX	VA76027N	VG34093NO/BIL		
141055-180	VG21035N		VG20042N	VG76051XX	VG34093NO/BIL		
EST-55150-180				VA76039N	VG34093NO/BIL - VG37055XX		PRO-150/220
EST-55155-180				VA76039N	VG34093NO/BIL - VG37055XX		PRO-150/220
EST-55160-180				VA76039N	VG34093NO/BIL - VG37055XX		PRO-150/220
EST-55165-180				VA76039N	VG34093NO/BIL - VG37055XX		PRO-150/220
121455	VG21022N		VG20131N	VA76039N	VG34093NO/BIL - VG37055XX		
122255	VG21022N		VG21022N	VA76039N	VG34093NO/BIL		
55300-180	VG21035N				VG34093NO/BIL		
55310-180	VG21035N				VG34093NO/BIL		
EST-55220-180					VG34093NO/BIL - VG37055XX		PRO-150/220
EST-55225-180					VG34093NO/BIL - VG37055XX		PRO-150/220
EST-55240-180					VG34093NO/BIL - VG37055XX		PRO-150/220
EST-55245-180					VG34093NO/BIL - VG37055XX		PRO-150/220
EST-55250-180					VG34093NO/BIL		PRO-250
EST-55200-180					VG34093NO/BIL - VG37055XX		PRO-200/230
EST-55230-180					VG34093NO/BIL - VG37055XX		PRO-200/230
165540	VG22163N	VG22169N			VG36060XX-AR - VG37084XX		
EST-55258					VG36005XX-AR - VG37005XX		PRO-258
EST-55208					VG36005XX-AR - VG37005XX		PRO-208
EST-55238					VG36005XX-AR - VG37005XX		PRO-238
EST-55340					VG37055XX		PRO-340
EST-55345					VG37055XX		PRO-345/346/347
EST-55346					VG37055XX		PRO-345/346/347
EST-55347					VG37055XX		PRO-345/346/347
245520	VG22163N		VG20055N		VG36060XX-AR - VG37084XX-SER		
2455522	VG22163N		G28080XX - VG20055N	VG76025XX	VG36060XX-AR - VG37084XX-SER-2		
245510	VG21022N		VG20056N		VG34093NO/BIL - VG37027XX-SER		
245512	VG21022N		G28080XX - VG20056N	VG76025XX	VG34093NO/BIL - VG37027XX-SER-2		
245500			VG20041N				
S200							
245310	VG21022N		VG20056N		VG34096XX - VG37028XX-SER		
245312	VG21022N		G28080XX - VG20056N	VG76025XX	VG34096XX - VG37028XX-SER-2		
245300			VG20041N				
S203							



SERIE | SÉRIE | SERIES **OGGETTO DESIGN**

CODICE ARTIS	RICAMBI CARTUCCIA CARTRIDGE CARTOUCHE	RICAMBI VITONE HEADWORK TETE CERAMIQUE	RICAMBI DEVIATORE DIVERTER INVERSEUR	RICAMBI AERATORE AERATOR MOUSSEUR	RICAMBI LEVA/MANIGLIA LEVER/HANDLE LEVIER/POIGNEE	RICAMBI KIT DI FISSAGGIO FIXING KIT KIT DE FIXATION	RICAMBI PROLUNGHE EXTENSION PROLONGE
31400	VG21016N			VA76027N	VA34058XX-AR	VG72049N	
31402	VG21016N			VA76027N	VA34058XX-AR	VG72049N	
31450	VG21016N			VA76027N	VA34058XX-AR	VG72031N	
31452	VG21016N			VA76027N	VA34058XX-AR	VG72031N	
31470		VG22002N		VA76027N	VG37055XX-AR - VG37055XX	VG72040N	
31472		VG22002N		VA76027N	VG37055XX-AR - VG37055XX	VG72040N	
31550		VG22002N		VA76027N	VG37055XX-AR - VG37055XX	VG72040N	
31552		VG22002N		VA76027N	VG37055XX-AR - VG37055XX	VG72040N	
EST-31350				VA76027N	VA34058XX-AR		PRO-350/360
EST-31352				VA76027N	VA34058XX-AR		PRO-350/360
EST-31350-180				VA76027N	VA34058XX-AR-180		PRO-350/360
EST-31352-180				VA76027N	VA34058XX-AR-180		PRO-350/360
EST-31360				VA76027N	VA34058XX-AR		PRO-350/360
EST-31362				VA76027N	VA34058XX-AR		PRO-350/360
EST-31360-180				VA76027N	VA34058XX-AR-180		PRO-350/360
EST-31362-180				VA76027N	VA34058XX-AR-180		PRO-350/360
EST-31380				VA76027N	VG37055XX-AR - VG37055XX		PRO-380
EST-31382				VA76027N	VG37055XX-AR - VG37055XX		PRO-380
EST-31380-DX				VA76027N	VG37055XX-AR - VG37055XX		PRO-380
EST-31382-DX				VA76027N	VG37055XX-AR - VG37055XX		PRO-380
EST-31380-SX				VA76027N	VG37055XX-AR - VG37055XX		PRO-380
EST-31382-SX				VA76027N	VG37055XX-AR - VG37055XX		PRO-380
31480	VG21022N			VA76027N	VA34058XX-AR	VG72049N	
31482	VG21022N			VA76027N	VA34058XX-AR	VG72049N	
31580	VG21022N			VA76027N	VA34058XX-AR		
31582	VG21022N			VA76027N	VA34058XX-AR		
31490	VG21022N			VA76027N	VA34058XX-AR	VG72049N	
31492	VG21022N			VA76027N	VA34058XX-AR	VG72049N	
31590	VG21022N			VA76027N	VA34058XX-AR		
31592	VG21022N			VA76027N	VA34058XX-AR		
31330	VG21016N			VA76027N	VA34058XX-AR		
31332	VG21016N			VA76027N	VA34058XX-AR		
31500	VG21016N			VG76030XX - VG76014XX	VA34058XX-AR	VG72049N	
31502	VG21016N			VG76030XX - VG76014XX	VA34058XX-AR	VG72049N	
31100	VG21022N		VG20121XX	VA76027N	VA34058XX-AR		
141031	VG21022N		VG20042N	VG76051XX	VA34058XX-AR		
EST-31150				VA76027N	VA34058XX-AR - VG37055XX		PRO-150/220
EST-31150-180				VA76027N	VA34058XX-AR-180 - VG37055XX		PRO-150/220
EST-31155				VA76027N	VA34058XX-AR - VG37055XX		PRO-150/220
EST-31155-180				VA76027N	VA34058XX-AR-180 - VG37055XX		PRO-150/220
EST-31160				VA76027N	VA34058XX-AR - VG37055XX		PRO-150/220
EST-31160-180				VA76027N	VA34058XX-AR-180 - VG37055XX		PRO-150/220
EST-31165				VA76027N	VA34058XX-AR - VG37055XX		PRO-150/220
EST-31165-180				VA76027N	VA34058XX-AR-180 - VG37055XX		PRO-150/220
121431	VG21022N		VG20131N	VA76027N	VA34058XX-AR - VG37055XX		
122231	VG21022N		VG21022N	VA76027N	VA34058XX-AR - VA34058XX		
122131	V062031N			VA76027N	361004XX		
31300	VG21022N				VA34058XX-AR-90		
31310	VG21022N				VA34058XX-AR-90		
EST-31220					VA34058XX-AR - VG37055XX		PRO-150/220
EST-31220-180					VA34058XX-AR-180 - VG37055XX		PRO-150/220
EST-31225					VA34058XX-AR - VG37055XX		PRO-150/220
EST-31225-180					VA34058XX-AR-180 - VG37055XX		PRO-150/220
EST-31240					VA34058XX-AR - VG37055XX		PRO-150/220
EST-31240-180					VA34058XX-AR-180 - VG37055XX		PRO-150/220
EST-31245					VA34058XX-AR - VG37055XX		PRO-150/220
EST-31245-180					VA34058XX-AR-180 - VG37055XX		PRO-150/220
EST-31250					VA34058XX-AR		PRO-250
EST-31250-180					VA34058XX-AR-180		PRO-250
EST-31200					VA34058XX-AR - VG37055XX		PRO-200/230
EST-31200-180					VA34058XX-AR-180 - VG37055XX		PRO-200/230
EST-31230					VA34058XX-AR - VG37055XX		PRO-200/230
EST-31230-180					VA34058XX-AR-180 - VG37055XX		PRO-200/230
163140	VG22163N	VG22169N			VG36060XX-AR - VG37084XX		
EST-31258					VG36005XX-AR - VG37005XX		PRO-258
EST-31208					VG36005XX-AR - VG37005XX		PRO-208
EST-31238					VG36005XX-AR - VG37005XX		PRO-238
083131	V062030N				361004XX		
083141	V062031N				361004XX		
EST-31340					VG37055XX		PRO-340
EST-31345					VG37055XX		PRO-345/346/347
EST-31346					VG37055XX		PRO-345/346/347
EST-31347					VG37055XX		PRO-345/346/347
243120	VG22163N		VG20055N		VG36060XX-AR - VG37084XX-SER		

SERIE | SÉRIE | SERIES **OGGETTO3**

CODICE ARTIS	RICAMBI CARTUCCIA CARTRIDGE CARTOUCHE	RICAMBI VITONE HEADWORK TETE CERAMIQUE	RICAMBI DEVIATORE DIVERTER INVERSEUR	RICAMBI AERATORE AERATOR MOUSSEUR	RICAMBI LEVA/MANIGLIA LEVER/HANDLE LEVIER/POIGNEE	RICAMBI KIT DI FISSAGGIO FIXING KIT KIT DE FIXATION	RICAMBI PROLUNGHE EXTENSION PROLONGE
243122	VG22163N		G28080XX - VG20055N	VG76025XX	VG36060XX-AR - VG37084XX-SER-2		
243110	VG21022N		VG20056N		VA34058XX-AR-90 - VG37027XX-SER		
243112	VG21022N		G28080XX - VG20056N	VG76025XX	VA34058XX-AR-90 - VG37027XX-SER-2		
243100			VG20041N				
S200							
33400	VG21016N			VA76027N	VG34104XX-AR	VG72049N	
33402	VG21016N			VA76027N	VG34104XX-AR	VG72049N	
33450	VG21016N			VA76027N	VG34104XX-AR	VG72053N	
33452	VG21016N			VA76027N	VG34104XX-AR	VG72053N	
33470		VG22002N		VA76027N	VG37055XX-AR -VG37055XX	VG72040N	
33472		VG22002N		VA76027N	VG37055XX-AR -VG37055XX	VG72040N	
33550		VG22002N		VA76027N	VG37055XX-AR -VG37055XX	VG72040N	
33552		VG22002N		VA76027N	VG37055XX-AR -VG37055XX	VG72040N	
EST-33350-180				VA76027N	VG34104XX-AR-180		PRO-350/360
EST-33352-180				VA76027N	VG34104XX-AR-180		PRO-350/360
EST-33360-180				VA76027N	VG34104XX-AR-180		PRO-350/360
EST-33362-180				VA76027N	VG34104XX-AR-180		PRO-350/360
EST-33380				VA76027N	VG37055XX-AR -VG37055XX		PRO-380
EST-33382				VA76027N	VG37055XX-AR -VG37055XX		PRO-380
EST-33380-DX				VA76027N	VG37055XX-AR -VG37055XX		PRO-380
EST-33382-DX				VA76027N	VG37055XX-AR -VG37055XX		PRO-380
EST-33380-SX				VA76027N	VG37055XX-AR -VG37055XX		PRO-380
EST-33382-SX				VA76027N	VG37055XX-AR -VG37055XX		PRO-380
33480	VG21022N			VA76027N	VG34104XX-AR	VG72049N	
33482	VG21022N			VA76027N	VG34104XX-AR	VG72049N	
33580	VG21022N			VA76027N	VG34104XX-AR		
33582	VG21022N			VA76027N	VG34104XX-AR		
33490	VG21022N			VA76027N	VG34104XX-AR	VG72049N	
33492	VG21022N			VA76027N	VG34104XX-AR	VG72049N	
33590	VG21022N			VA76027N	VG34104XX-AR		
33592	VG21022N			VA76027N	VG34104XX-AR		
33330	VG21016N			VA76027N	VG34104XX-AR		
33332	VG21016N			VA76027N	VG34104XX-AR		
33500	VG21016N			VG76030XX - VG76014XX	VG34104XX-AR	VG72049N	
33502	VG21016N			VG76030XX - VG76014XX	VG34104XX-AR	VG72049N	
33100	VG21022N		VG20121XX	VA76027N	VG34104XX-AR-90		
141033	VG21035N		VG20042N	VG76051XX	VG34104XX-AR-180		
EST-33150-180				VA76027N	VG34104XX-AR-180 - VG37055XX		PRO-150/220
EST-33155-180				VA76027N	VG34104XX-AR-180 - VG37055XX		PRO-150/220
EST-33160-180				VA76027N	VG34104XX-AR-180 - VG37055XX		PRO-150/220
EST-33165-180				VA76027N	VG34104XX-AR-180 - VG37055XX		PRO-150/220
121433	VG21022N		VG20131N	VA76027N	VG34104XX-AR - VG37055XX		
122233	VG21022N		VG21022N	VA76027N	VG34104XX-AR - VG34104XX		
33300	VG21022N				VG34104XX-AR-90		
33310	VG21022N				VG34104XX-AR-90		
EST-33220-180					VG34104XX-AR-180 - VG37055XX		PRO-150/220
EST-33225-180					VG34104XX-AR-180 - VG37055XX		PRO-150/220
EST-33240-180					VG34104XX-AR-180 - VG37055XX		PRO-150/220
EST-33245-180					VG34104XX-AR-180 - VG37055XX		PRO-150/220
EST-33250-180					VG34104XX-AR-180		PRO-250
EST-33200-180					VG34104XX-AR-180 - VG37055XX		PRO-200/230
EST-33230-180					VG34104XX-AR-180 - VG37055XX		PRO-200/230
163340	VG22163N	VG22169N			VG36060XX-AR - VG37084XX		
EST-33258					VG36005XX-AR - VG37005XX		PRO-258
EST-33208					VG36005XX-AR - VG37005XX		PRO-208

SERIE | SÉRIE | SERIES **OGGETTO**

CODICE ARTIS	RICAMBI CARTUCCIA CARTRIDGE CARTOUCHE	RICAMBI VITONE HEADWORK TETE CERAMIQUE	RICAMBI DEVIATORE DIVERTER INVERSEUR	RICAMBI AERATORE AERATOR MOUSSEUR	RICAMBI LEVA/MANIGLIA LEVER/HANDLE LEVIER/POIGNEE	RICAMBI KIT DI FISSAGGIO FIXING KIT KIT DE FIXATION	RICAMBI PROLUNGHE EXTENSION PROLONGE
EST-33238					VG36005XX-AR - VG37005XX		PRO-238
EST-33340					VG37055XX		PRO-340
EST-33345					VG37055XX		PRO-345/346/347
EST-33346					VG37055XX		PRO-345/346/347
EST-33347					VG37055XX		PRO-345/346/347
243320	VG22163N		VG20055N		VG36060XX-AR - VG37084XX-SER		
243322	VG22163N		G28080XX - VG20055N	VG76025XX	VG36060XX-AR - VG37084XX-SER-2		
243310	VG21022N		VG20056N		VG34104XX-AR-90 - VG37027XX-SER-2		
243312	VG21022N		G28080XX - VG20056N	VG76025XX	VG34104XX-AR-90 - VG37027XX-SER-2		
243300			VG20041N				
S200							
EST-31230					VA34058XX-AR - VG37055XX		PRO-200/230
EST-31230-180					VA34058XX-AR-180 - VG37055XX		PRO-200/230
163140	VG22163N	VG22169N			VG36060XX-AR - VG37084XX		
EST-31258					VG36005XX-AR - VG37005XX		PRO-258
EST-31208					VG36005XX-AR - VG37005XX		PRO-208
EST-31238					VG36005XX-AR - VG37005XX		PRO-238
083131	V062030N				361004XX		
083141	V062031N				361004XX		
EST-31340					VG37055XX		PRO-340
EST-31345					VG37055XX		PRO-345/346/347
EST-31346					VG37055XX		PRO-345/346/347
EST-31347					VG37055XX		PRO-345/346/347
243120	VG22163N		VG20056N		VG36060XX-AR - VG37084XX-SER		

SERIE | SÉRIE | SERIES **OGGETTO**

30400	VG21016N			VA76027N	VA34063XX-AR	VG72049N	
30402	VG21016N			VA76027N	VA34063XX-AR	VG72049N	
30450	VG21016N			VA76027N	VA34063XX-AR	VG72053N	
30452	VG21016N			VA76027N	VA34063XX-AR	VG72053N	
30470		VG22002N		VA76027N	VG37055XX-AR - VG37055XX	VG72040N	
30472		VG22002N		VA76027N	VG37055XX-AR - VG37055XX	VG72040N	
30550		VG22002N		VA76027N	VG37055XX-AR - VG37055XX	VG72040N	
30552		VG22002N		VA76027N	VG37055XX-AR - VG37055XX	VG72040N	
EST-30350				VA76027N	VA34063XX-AR		PRO-350/360
EST-30352				VA76027N	VA34063XX-AR		PRO-350/360
EST-30350-180				VA76027N	VA34063XX-AR-180		PRO-350/360
EST-30352-180				VA76027N	VA34063XX-AR-180		PRO-350/360
EST-30360				VA76027N	VA34063XX-AR		PRO-350/360
EST-30362				VA76027N	VA34063XX-AR		PRO-350/360
EST-30360-180				VA76027N	VA34063XX-AR-180		PRO-350/360
EST-30362-180				VA76027N	VA34063XX-AR-180		PRO-350/360
EST-30380				VA76027N	VG37055XX-AR - VG37055XX		PRO-380
EST-30382				VA76027N	VG37055XX-AR - VG37055XX		PRO-380
EST-30380-DX				VA76027N	VG37055XX-AR - VG37055XX		PRO-380
EST-30382-DX				VA76027N	VG37055XX-AR - VG37055XX		PRO-380
EST-30380-SX				VA76027N	VG37055XX-AR - VG37055XX		PRO-380
EST-30382-SX				VA76027N	VG37055XX-AR - VG37055XX		PRO-380
30480	VG21022N			VA76027N	VA34063XX-AR	VG72049N	
30482	VG21022N			VA76027N	VA34063XX-AR	VG72049N	
30580	VG21022N			VA76027N	VA34063XX-AR		
30582	VG21022N			VA76027N	VA34063XX-AR		
30490	VG21022N			VA76027N	VA34063XX-AR	VG72049N	
30492	VG21022N			VA76027N	VA34063XX-AR	VG72049N	
30590	VG21022N				VA34063XX-AR		
30592	VG21022N				VA34063XX-AR		
30330	VG21016N			VA76027N	VA34063XX-AR		
30332	VG21016N			VA76027N	VA34063XX-AR		
30500	VG21016N			VG76030XX - VG76014XX	VA34063XX-AR	VG72049N	
30502	VG21016N			VG76030XX - VG76014XX	VA34063XX-AR	VG72049N	
30100	VG21022N		VG20121XX	VA76027N	VA34064XX-AR-90		
141030	VG21022N		VG20042N	VG76051XX	VA34063XX-AR		
EST-30150				VA76027N	VA34063XX-AR - VG37055XX		PRO-150/220
EST-30150-180				VA76027N	VA34063XX-AR-180 - VG37055XX		PRO-150/220
EST-30155				VA76027N	VA34063XX-AR - VG37055XX		PRO-150/220
EST-30155-180				VA76027N	VA34063XX-AR-180 - VG37055XX		PRO-150/220
EST-30160				VA76027N	VA34063XX-AR - VG37055XX		PRO-150/220
EST-30160-180				VA76027N	VA34063XX-AR-180 - VG37055XX		PRO-150/220
EST-30165				VA76027N	VA34063XX-AR - VG37055XX		PRO-150/220
EST-30165-180				VA76027N	VA34063XX-AR-180 - VG37055XX		PRO-150/220

SERIE | SÉRIE | SERIES **OGGETTO**

CODICE ARTIS	RICAMBI CARTUCCIA CARTRIDGE CARTOUCHE	RICAMBI VITONE HEADWORK TETE CERAMIQUE	RICAMBI DEVIATORE DIVERTER INVERSEUR	RICAMBI AERATORE AERATOR MOUSSEUR	RICAMBI LEVA/MANIGLIA LEVER/HANDLE LEVER/POIGNEE	RICAMBI KIT DI FISSAGGIO FIXING KIT KIT DE FIXATION	RICAMBI PROLUNGHE EXTENSION PROLONGE
121430	VG21022N		VG20131N	VA76027N	VA34064XX-AR - VG37055XX		
122230	VG21022N		VG21022N	VA76027N	VA34064XX-AR - VA34064XX		
122130	V062031N			VA76027N	361004XX		
30300	VG21022N				VA34064XX-AR-90		
30310	VG21022N				VA34064XX-AR-90		
EST-30220					VA34063XX-AR - VG37055XX		PRO-150/220
EST-30220-180					VA34063XX-AR-180 - VG37055XX		PRO-150/220
EST-30225					VA34063XX-AR - VG37055XX		PRO-150/220
EST-30225-180					VA34063XX-AR-180 - VG37055XX		PRO-150/220
EST-30240					VA34063XX-AR - VG37055XX		PRO-150/220
EST-30240-180					VA34063XX-AR-180 - VG37055XX		PRO-150/220
EST-30245					VA34063XX-AR - VG37055XX		PRO-150/220
EST-30245-180					VA34063XX-AR-180 - VG37055XX		PRO-150/220
EST-30250					VA34064XX-AR		PRO-250
EST-30250-180					VA34064XX-AR-180		PRO-250
EST-30200					VA34064XX-AR - VG37055XX		PRO-200/230
EST-30200-180					VA34064XX-AR-180 - VG37055XX		PRO-200/230
EST-30230					VA34064XX-AR - VG37055XX		PRO-200/230
EST-30230-180					VA34064XX-AR-180 - VG37055XX		PRO-200/230
163040	VG22136N	VG22169N			VG36060XX-AR - VG37084XX		
EST-30258					VG36005XX-AR - VG37005XX		PRO-258
EST-30208					VG36005XX-AR - VG37005XX		PRO-208
EST-30238					VG36005XX-AR - VG37005XX		PRO-238
083031	V062030N				361004XX		
083041	V062031N				361004XX		
EST-30340					VG37055XX		PRO-340
EST-30345					VG37055XX		PRO-345/346/347
EST-30346					VG37055XX		PRO-345/346/347
EST-30347					VG37055XX		PRO-345/346/347
243020	VG22163N		VG20055N		VG36060XX-AR - VG37084XX-SER		
243022	VG22163N		G28080XX - VG20055N	VG76025XX	VG36060XX-AR - VG37084XX-SER-2		
243010	VG21022N		VG20056N		VA34064XX-AR-90 - VG37027XX-SER		
243012	VG21022N		G28080XX - VG20056N		VA34064XX-AR-90 - VG37027XX-SER-2		
243000			VG20041N				
S200							

SERIE | SÉRIE | SERIES **QUADRO**

CODICE ARTIS	RICAMBI CARTUCCIA CARTRIDGE CARTOUCHE	RICAMBI VITONE HEADWORK TETE CERAMIQUE	RICAMBI DEVIATORE DIVERTER INVERSEUR	RICAMBI AERATORE AERATOR MOUSSEUR	RICAMBI LEVA/MANIGLIA LEVER/HANDLE LEVER/POIGNEE	RICAMBI KIT DI FISSAGGIO FIXING KIT KIT DE FIXATION	RICAMBI PROLUNGHE EXTENSION PROLONGE
42410	VG21036N			VA76027N	VA34010XX-AR	VG72050N	
42411	VG21036N			VA76027N	VA34010XX-AR	VG72050N	
42412	VG21036N			VA76027N	VA34010XX-AR	VG72050N	
42410A	VG21036N				VA34010C-AR	VG72050N	
42411A	VG21036N				VA34010C-AR	VG72050N	
42430	VG21036N			VA76027N	VA34010XX-AR	VG72050N	
42432	VG21036N			VA76027N	VA34010XX-AR	VG72050N	
42460	VG21036N			VA76027N	VA34010XX-AR	VG72053N	
42462	VG21036N			VA76027N	VA34010XX-AR	VG72053N	
42460A	VG21036N				VA34010C-AR	VG72051N	
42462A	VG21036N				VA34010C-AR	VG72051N	
42470		VG22002N		VA76027N	VG37057XX-AR - VG37057XX	VG72040N	
42472		VG22002N		VA76027N	VG37057XX-AR - VG37057XX	VG72040N	
42550		VG22002N		VA76027N	VG37057XX-AR - VG37057XX	VG72040N	
42552		VG22002N		VA76027N	VG37057XX-AR - VG37057XX	VG72040N	
EST-42350				VA76027N	VA34034XX-AR		PRO-350/360
EST-42352				VA76027N	VA34034XX-AR		PRO-350/360
EST-42350-180				VA76027N	VA34062XX-AR-180		PRO-350/360
EST-42352-180				VA76027N	VA34062XX-AR-180		PRO-350/360
EST-42360				VA76027N	VA34034XX-AR		PRO-350/360
EST-42362				VA76027N	VA34034XX-AR		PRO-350/360
EST-42360-180				VA76027N	VA34062XX-AR-180		PRO-350/360
EST-42362-180				VA76027N	VA34062XX-AR-180		PRO-350/360
EST-42380				VA76027N	VG37057XX-AR - VG37057XX		PRO-380
EST-42382				VA76027N	VG37057XX-AR - VG37057XX		PRO-380
EST-42380-DX				VA76027N	VG37057XX-AR - VG37057XX		PRO-380
EST-42382-DX				VA76027N	VG37057XX-AR - VG37057XX		PRO-380
EST-42380-SX				VA76027N	VG37057XX-AR - VG37057XX		PRO-380
EST-42382-SX				VA76027N	VG37057XX-AR - VG37057XX		PRO-380
42480	VG21022N			VA76027N	VA34062XX-AR	VG72049N	
42482	VG21022N			VA76027N	VA34062XX-AR	VG72049N	
42580	VG21022N			VA76027N	VA34062XX-AR		
42582	VG21022N			VA76027N	VA34062XX-AR		
42490	VG21022N			VA76027N	VA34062XX-AR	VG72049N	
42492	VG21022N			VA76027N	VA34062XX-AR	VG72049N	
42590	VG21022N			VA76027N	VA34062XX-AR		
42592	VG21022N			VA76027N	VA34062XX-AR		
42330-180	VG21035N			VA76055N	VA34034XX-AR		
42332-180	VG21035N			VA76055N	VA34034XX-AR		
42510	VG21036N			VG76030XX - VG76014XX	VA34010XX-AR	VG72050N	
42511	VG21036N			VG76030XX - VG76014XX	VA34010XX-AR	VG72050N	
42512	VG21036N			VG76030XX - VG76014XX	VA34010XX-AR	VG72050N	
42100	VG21022N		VG20105XX	VA76055N	VA34062XX-AR-90		
141042	VG21035N		VG20043N	VA76055N	VA34062XX-AR-180		
EST-42150				VA76027N	VA34034XX-AR - VG37057XX		PRO-150/220
EST-42150-180				VA76027N	VA34062XX-AR-180 - VG37057XX		PRO-150/220
EST-42155				VA76027N	VA34034XX-AR - VG37057XX		PRO-150/220
EST-42155-180				VA76027N	VA34062XX-AR-180 - VG37057XX		PRO-150/220
EST-42160				VA76027N	VA34034XX-AR - VG37057XX		PRO-150/220
EST-42160-180				VA76027N	VA34062XX-AR-180 - VG37057XX		PRO-150/220
EST-42165				VA76027N	VA34034XX-AR - VG37057XX		PRO-150/220
EST-42165-180				VA76027N	VA34062XX-AR-180 - VG37057XX		PRO-150/220
121442	VG21022N		VG20131N	VA76027N	VA34062XX-AR - VG37057XX		
122242	VG21022N		VG21022N	VA76027N	VG37057XX-AR - VG37057XX		
122142	V062031N			VA76027N	361004C		
42300	VG21022N				VA34062XX-AR-90		
42310	VG21022N				VA34062XX-AR-90		
EST-42220					VA34034XX-AR - VG37057XX		PRO-150/220
EST-42220-180					VA34062XX-AR - VG37057XX		PRO-150/220
EST-42225					VA34034XX-AR - VG37057XX		PRO-150/220
EST-42225-180					VA34062XX-AR - VG37057XX		PRO-150/220
EST-42240					VA34034XX-AR - VG37057XX		PRO-150/220
EST-42240-180					VA34062XX-AR - VG37057XX		PRO-150/220
EST-42245					VA34034XX-AR - VG37057XX		PRO-150/220
EST-42245-180					VA34062XX-AR - VG37057XX		PRO-150/220
EST-42250					VA34034XX-AR		PRO-250
EST-42200					VA34034XX-AR - VG37057XX		PRO-200/230
EST-42230					VA34034XX-AR - VG37057XX		PRO-200/230
164250	VG22163N	VG22169N			VG34082XX-AR - VG34081XX		
EST-42258					VG36053XX-AR - VG37053XX		PRO-258
EST-42208					VG36053XX-AR - VG37053XX		PRO-208
EST-42238					VG36053XX-AR - VG37053XX		PRO-238
084231	V062030N				361004C		
084241	V062031N				361004C		
EST-42340					VG37057XX		PRO-340
EST-42345					VG37057XX		PRO-345/346/347
EST-42346					VG37057XX		PRO-345/346/347
EST-42347					VG37057XX		PRO-345/346/347
244220	VG22163N		VG20055N		VG34082XX-AR - VG34081XX-SER		
244222	VG22163N		G28080XX - VG20055N	VG76025XX	VG34082XX-AR - VG34081XX-SER-2		
244210	VG21022N		VG20056N		VA34062XX-AR-90 - VG37028XX-SER		
244212	VG21022N		G28080XX - VG20056N	VG76025XX	VA34062XX-AR-90 - VG37028XX-SER-2		
244200			VG20041N				
S203							

SERIE | SÉRIE | SERIES **STILO**

CODICE ARTIS	RICAMBI CARTUCCIA CARTRIDGE CARTOUCHE	RICAMBI VITONE HEADWORK TETE CERAMIQUE	RICAMBI DEVIATORE DIVERTER INVERSEUR	RICAMBI AERATORE AERATOR MOUSSEUR	RICAMBI LEVA/MANIGLIA LEVER/HANDLE LEVER/POIGNEE	RICAMBI KIT DI FISSAGGIO FIXING KIT KIT DE FIXATION	RICAMBI PROLUNGHE EXTENSION PROLONGE
28410	VG21036N			VA76026N	VA34061XX-AR	VG72050N	
28411	VG21036N			VA76026N	VA34061XX-AR	VG72050N	
28412	VG21036N			VA76026N	VA34061XX-AR	VG72050N	
28430	VG21036N			VA76026N	VA34061XX-AR	VG72050N	
28432	VG21036N			VA76026N	VA34061XX-AR	VG72050N	
28460	VG21036N			VA76026N	VA34078XX-AR	VG72053N	
28462	VG21036N			VA76026N	VA34078XX-AR	VG72053N	
28470		VG22002N		VA76039N	VG37055XX-AR - VG37055XX	VG72040N	
28472		VG22002N		VA76039N	VG37055XX-AR - VG37055XX	VG72040N	
28550		VG22002N		VA76039N	VG37055XX-AR - VG37055XX	VG72040N	
28552		VG22002N		VA76039N	VG37055XX-AR - VG37055XX	VG72040N	
EST-28350				VA76039N	VG34056XX-65-AR		PRO-350/360
EST-28352				VA76039N	VG34056XX-65-AR		PRO-350/360
EST-28350-180				VA76039N	VG34056XX-65-AR-180		PRO-350/360
EST-28352-180				VA76039N	VG34056XX-65-AR-180		PRO-350/360
EST-28360				VA76039N	VG34056XX-65-AR		PRO-350/360
EST-28362				VA76039N	VG34056XX-65-AR		PRO-350/360
EST-28360-180				VA76039N	VG34056XX-65-AR-180		PRO-350/360
EST-28362-180				VA76039N	VG34056XX-65-AR-180		PRO-350/360
EST-28380				VA76039N	VG37055XX-AR - VG37055XX		PRO-380
EST-28382				VA76039N	VG37055XX-AR - VG37055XX		PRO-380
EST-28380-DX				VA76039N	VG37055XX-AR - VG37055XX		PRO-380
EST-28382-DX				VA76039N	VG37055XX-AR - VG37055XX		PRO-380
EST-28380-SX				VA76039N	VG37055XX-AR - VG37055XX		PRO-380
EST-28382-SX				VA76039N	VG37055XX-AR - VG37055XX		PRO-380
28480	VG21022N			VA76039N	VG34056XX-35-AR	VG72049N	
28482	VG21022N			VA76039N	VG34056XX-35-AR	VG72049N	
28580	VG21022N			VA76039N	VG34056XX-35-AR		
28582	VG21022N			VA76039N	VG34056XX-35-AR		
28490	VG21022N			VA76039N	VG34056XX-35-AR	VG72049N	
28492	VG21022N			VA76039N	VG34056XX-35-AR	VG72049N	
28590	VG21022N			VA76039N	VG34056XX-35-AR		
28592	VG21022N			VA76039N	VG34056XX-35-AR		
28330	VG21016N			VA76039N	VG34056XX-100-AR		
28332	VG21016N			VA76039N	VG34056XX-100-AR		
28510	VG21036N			VA76026N - VG76038XX	VA34061XX-AR	VG72050N	
28511	VG21036N			VA76026N - VG76038XX	VA34061XX-AR	VG72050N	
28512	VG21036N			VA76026N - VG76038XX	VA34061XX-AR	VG72050N	
28100	VG21022N		G28080XX	VG76025XX	VG34056XX-35-AR-90		
141028	VG21022N		VG20042N	VG76051XX	VG34056XX-65-AR		
EST-28150				VA76039N	VG34056XX-35-AR - VG37055XX		PRO-150/220
EST-28150-180				VA76039N	VG34056XX-35-AR-180 - VG37055XX		PRO-150/220
EST-28155				VA76039N	VG34056XX-35-AR - VG37055XX		PRO-150/220
EST-28155-180				VA76039N	VG34056XX-35-AR-180 - VG37055XX		PRO-150/220
EST-28160				VA76039N	VG34056XX-35-AR - VG37055XX		PRO-150/220
EST-28160-180				VA76039N	VG34056XX-35-AR-180 - VG37055XX		PRO-150/220
EST-28165				VA76039N	VG34056XX-35-AR - VG37055XX		PRO-150/220
EST-28165-180				VA76039N	VG34056XX-35-AR-180 - VG37055XX		PRO-150/220
121428	VG21022N		VG20131N	VA76039N	VG34056XX-35-AR - VG37055XX		
122228	VG21022N		VG21022N	VA76039N	VG34056XX-35-AR - VG34056XX-35		
122128	V062031N			VA76039N	361005XX		
28300	VG21022N				VG34056XX-35-AR-90		
28310	VG21022N				VG34056XX-35-AR-90		
EST-28220					VG34056XX-35-AR - VG37055XX		PRO-150/220
EST-28220-180					VG34056XX-35-AR-180 - VG37055XX		PRO-150/220
EST-28225					VG34056XX-35-AR - VG37055XX		PRO-150/220
EST-28225-180					VG34056XX-35-AR-180 - VG37055XX		PRO-150/220
EST-28240					VG34056XX-35-AR - VG37055XX		PRO-150/220
EST-28240-180					VG34056XX-35-AR-180 - VG37055XX		PRO-150/220
EST-28245					VG34056XX-35-AR - VG37055XX		PRO-150/220
EST-28245-180					VG34056XX-35-AR-180 - VG37055XX		PRO-150/220
EST-28250					VG34056XX-35-AR		PRO-250
EST-28200					VG34056XX-35-AR - VG37055XX		PRO-200/230
EST-28230					VG34056XX-35-AR - VG37055XX		PRO-200/230
162840	VG22136N	VG22169N			VG36060XX-AR - VG37084XX		
EST-28258					VG36005XX-AR - VG37005XX		PRO-258
EST-28208					VG36005XX-AR - VG37005XX		PRO-208
EST-28238					VG36005XX-AR - VG37005XX		PRO-238
082831	V062030N				361005XX		
082841	V062031N				361005XX		
EST-28340					VG37055XX		PRO-340
EST-28345					VG37055XX		PRO-345/346/347
EST-28346					VG37055XX		PRO-345/346/347
EST-28347					VG37055XX		PRO-345/346/347
242820	VG22163N		VG20055N		VG36060XX-AR - VG37084XX-SER		
242822	VG22163N		G28080XX - VG20055N	VG76025XX	VG36060XX-AR - VG37084XX-SER-2		
242810	VG21022N		VG20056N		VG34056XX-35-AR-90 - VG37027XX-SER		
242812	VG21022N		G28080XX - VG20056N	VG76025XX	VG34056XX-35-AR-90 - VG37027XX-SER-2		
242800			VG20041N				
S200							
244210	VG21022N		VG20056N		VA34062XX-AR-90 - VG37028XX-SER		
244212	VG21022N		G28080XX - VG20056N	VG76025XX	VA34062XX-AR-90 - VG37028XX-SER-2		
244200			VG20041N				
S203							

SERIE | SÉRIE | SERIES **TORRE**

CODICE ARTIS	RICAMBI CARTUCCIA CARTRIDGE CARTOUCHE	RICAMBI VITONE HEADWORK TETE CERAMIQUE	RICAMBI DEVIATORE DIVERTER INVERSEUR	RICAMBI AERATORE AERATOR MOUSSEUR	RICAMBI LEVA/MANIGLIA LEVER/HANDLE LEVER/POIGNEE	RICAMBI KIT DI FISSAGGIO FIXING KIT KIT DE FIXATION	RICAMBI PROLUNGHE EXTENSION PROLONGE
48410	VG21036N			VA76027N	VA34060XX-AR	VG72050N	
48411	VG21036N			VA76027N	VA34060XX-AR	VG72050N	
48412	VG21036N			VA76027N	VA34060XX-AR	VG72050N	
48410A	VG21036N				VA34060C-AR	VG72050N	
48411A	VG21036N				VA34060C-AR	VG72050N	
48430	VG21036N			VA76027N	VA34060XX-AR	VG72050N	
48432	VG21036N			VA76027N	VA34060XX-AR	VG72050N	
48460	VG21036N			VA76027N	VA34060XX-AR	VG72053N	
48462	VG21036N			VA76027N	VA34060XX-AR	VG72053N	
48460A	VG21036N				VA34060C-AR	VG72051N	
48462A	VG21036N				VA34060C-AR	VG72051N	
48470		VG22002N		VA76027N	VG37057XX-AR - VG37057XX	VG72040N	
48472		VG22002N		VA76027N	VG37057XX-AR - VG37057XX	VG72040N	
48550		VG22002N		VA76027N	VG37057XX-AR - VG37057XX	VG72040N	
48552		VG22002N		VA76027N	VG37057XX-AR - VG37057XX	VG72040N	
EST-48350				VA76027N	VG34055XX-AR		PRO-350/360
EST-48350-180				VA76027N	VG34055XX-AR-180		PRO-350/360
EST-48352				VA76027N	VG34055XX-AR		PRO-350/360
EST-48352-180				VA76027N	VG34055XX-AR-180		PRO-350/360
EST-48360				VA76027N	VG34055XX-AR		PRO-350/360
EST-48360-180				VA76027N	VG34055XX-AR-180		PRO-350/360
EST-48362				VA76027N	VG34055XX-AR		PRO-350/360
EST-48362-180				VA76027N	VG34055XX-AR-180		PRO-350/360
EST-48380				VA76027N	VG37057XX-AR - VG37057XX		PRO-380
EST-48382				VA76027N	VG37057XX-AR - VG37057XX		PRO-380
EST-48380-DX				VA76027N	VG37057XX-AR - VG37057XX		PRO-380
EST-48382-DX				VA76027N	VG37057XX-AR - VG37057XX		PRO-380
EST-48380-SX				VA76027N	VG37057XX-AR - VG37057XX		PRO-380
EST-48382-SX				VA76027N	VG37057XX-AR - VG37057XX		PRO-380
48480	VG21022N			VA76027N	VG34055XX-AR	VG72049N	
48482	VG21022N			VA76027N	VG34055XX-AR	VG72049N	
48580	VG21022N			VA76027N	VG34055XX-AR		
48582	VG21022N			VA76027N	VG34055XX-AR		
48490	VG21022N			VA76027N	VG34055XX-AR	VG72049N	
48492	VG21022N			VA76027N	VG34055XX-AR	VG72049N	
48590	VG21022N			VA76027N	VG34055XX-AR		
48592	VG21022N			VA76027N	VG34055XX-AR		
48330	VG21022N			VA76055N	VG34055XX-AR-180		
48332	VG21022N			VA76055N	VG34055XX-AR-180		
48510	VG21036N			VG76030XX - VG76014XX	VA34060XX-AR	VG72050N	
48511	VG21036N			VG76030XX - VG76014XX	VA34060XX-AR	VG72050N	
48512	VG21036N			VG76030XX - VG76014XX	VA34060XX-AR	VG72050N	
48100	VG21022N		VG20105XX	VA76055N	VG34055XX-AR-90		
141048-180	VG21035N		VG20043N	VA76055N	VG34055XX-AR-180		
EST-48150				VA76027N	VG34055XX-AR - VG37057XX		PRO-150/220
EST-48150-180				VA76027N	VG34055XX-AR-180 - VG37057XX		PRO-150/220
EST-48155				VA76027N	VG34055XX-AR - VG37057XX		PRO-150/220
EST-48155-180				VA76027N	VG34055XX-AR-180 - VG37057XX		PRO-150/220
EST-48160				VA76027N	VG34055XX-AR - VG37057XX		PRO-150/220
EST-48160-180				VA76027N	VG34055XX-AR-180 - VG37057XX		PRO-150/220
EST-48165				VA76027N	VG34055XX-AR - VG37057XX		PRO-150/220
EST-48165-180				VA76027N	VG34055XX-AR-180 - VG37057XX		PRO-150/220
121448	VG21022N		VG20131N	VA76027N	VG34055XX-AR - VG37057XX		
122248	VG21022N		VG21022N	VA76027N	VG34055XX-AR - VG34055XX		
121548		VG22002N		VA76027N	VG37057XX-AR - VG37057XX		
122148	V062031N			VA76027N	361004XX		
48300	VG21022N				VG34055XX-AR-90		
48310	VG21022N				VG34055XX-AR-90		
EST-48220					VG34055XX-AR - VG37057XX		PRO-150/220
EST-48220-180					VG34055XX-AR-180 - VG37057XX		PRO-150/220
EST-48225					VG34055XX-AR - VG37057XX		PRO-150/220
EST-48225-180					VG34055XX-AR-180 - VG37057XX		PRO-150/220
EST-48240					VG34055XX-AR - VG37057XX		PRO-150/220
EST-48240-180					VG34055XX-AR-180 - VG37057XX		PRO-150/220
EST-48245					VG34055XX-AR - VG37057XX		PRO-150/220
EST-48245-180					VG34055XX-AR-180 - VG37057XX		PRO-150/220
EST-48250					VG34055XX-AR		PRO-250
EST-48250-180					VG34055XX-AR-180		PRO-250
EST-48200					VG34055XX-AR - VG37057XX		PRO-200/230
EST-48200-180					VG34055XX-AR-180 - VG37057XX		PRO-200/230
EST-48230					VG34055XX-AR - VG37057XX		PRO-200/230
EST-48230-180					VG34055XX-AR-180 - VG37057XX		PRO-200/230
164850	VG22163N	VG22169N			VG34082XX-AR - VG34081XX		
EST-48258					VG36053XX-AR - VG37053XX		PRO-258
EST-48208					VG36053XX-AR - VG37053XX		PRO-208
EST-48238					VG36053XX-AR - VG37053XX		PRO-238
084831	V062030N				361004XX		
084841	V062031N				361004XX		
EST-48340					VG37057XX		PRO-340
EST-48345					VG37057XX		PRO-345/346/347

SERIE|SÉRIE|SERIES **GEMMA**

CODICE ARTIS	RICAMBI CARTUCCIA CARTRIDGE CARTOUCHE	RICAMBI VITONE HEADWORK TETE CERAMIQUE	RICAMBI DEVIATORE DIVERTER INVERSEUR	RICAMBI AERATORE AERATOR MOUSSEUR	RICAMBI LEVA/MANIGLIA LEVER/HANDLE LEVER/POIGNEE	RICAMBI KIT DI FISSAGGIO FIXING KIT KIT DE FIXATION	RICAMBI PROLUNGHE EXTENSION PROLONGE
EST-48346					VG37057XX		PRO-345/346/347
EST-48347					VG37057XX		PRO-345/346/347
244820	VG22163N		VG20055N		VG34082XX-AR - VG34081XX-SER		
244822	VG22163N		G28080XX - VG20055N	VG76025XX	VG34082XX-AR - VG34081XX-SER-2		
244810	VG21022N		VG20056N		VG34055XX-AR-90 - VG37028XX-SER		
244812	VG21022N		G28080XX -VG20056N		VG34055XX-AR-90 - VG37028XX-SER-2		
244800 S203			VG20041N				
48410	VG21036N			VA76027N	VA34060XX-AR	VG72050N	
48411	VG21036N			VA76027N	VA34060XX-AR	VG72050N	
48412	VG21036N			VA76027N	VA34060XX-AR	VG72050N	
48410A	VG21036N				VA34060C-AR	VG72050N	
48411A	VG21036N				VA34060C-AR	VG72050N	
48430	VG21036N			VA76027N	VA34060XX-AR	VG72050N	
48432	VG21036N			VA76027N	VA34060XX-AR	VG72050N	
48460	VG21036N			VA76027N	VA34060XX-AR	VG72053N	
48462	VG21036N			VA76027N	VA34060XX-AR	VG72053N	
48460A	VG21036N				VA34060C-AR	VG72051N	
48462A	VG21036N				VA34060C-AR	VG72051N	
48470		VG22002N		VA76027N	VG37057XX-AR - VG37057XX	VG72040N	
48472		VG22002N		VA76027N	VG37057XX-AR - VG37057XX	VG72040N	
48550		VG22002N		VA76027N	VG37057XX-AR - VG37057XX	VG72040N	
48552		VG22002N		VA76027N	VG37057XX-AR - VG37057XX	VG72040N	
EST-48350				VA76027N	VG34055XX-AR		PRO-350/360
EST-48350-180				VA76027N	VG34055XX-AR-180		PRO-350/360
EST-48352				VA76027N	VG34055XX-AR		PRO-350/360
EST-48352-180				VA76027N	VG34055XX-AR-180		PRO-350/360
EST-48360				VA76027N	VG34055XX-AR		PRO-350/360
EST-48360-180				VA76027N	VG34055XX-AR-180		PRO-350/360
EST-48362				VA76027N	VG34055XX-AR		PRO-350/360
EST-48362-180				VA76027N	VG34055XX-AR-180		PRO-350/360
EST-48380				VA76027N	VG37057XX-AR - VG37057XX		PRO-380
EST-48382				VA76027N	VG37057XX-AR - VG37057XX		PRO-380
EST-48380-DX				VA76027N	VG37057XX-AR - VG37057XX		PRO-380
EST-48382-DX				VA76027N	VG37057XX-AR - VG37057XX		PRO-380
EST-48380-SX				VA76027N	VG37057XX-AR - VG37057XX		PRO-380
EST-48382-SX				VA76027N	VG37057XX-AR - VG37057XX		PRO-380
48480	VG21022N			VA76027N	VG34055XX-AR	VG72049N	
48482	VG21022N			VA76027N	VG34055XX-AR	VG72049N	
48580	VG21022N			VA76027N	VG34055XX-AR		
48582	VG21022N			VA76027N	VG34055XX-AR		
48490	VG21022N			VA76027N	VG34055XX-AR	VG72049N	
48492	VG21022N			VA76027N	VG34055XX-AR	VG72049N	
48590	VG21022N			VA76027N	VG34055XX-AR		
48592	VG21022N			VA76027N	VG34055XX-AR		
48330	VG21022N			VA76055N	VG34055XX-AR-180		
48332	VG21022N			VA76055N	VG34055XX-AR-180		
48510	VG21036N			VG76030XX - VG76014XX	VA34060XX-AR	VG72050N	
48511	VG21036N			VG76030XX - VG76014XX	VA34060XX-AR	VG72050N	
48512	VG21036N			VG76030XX - VG76014XX	VA34060XX-AR	VG72050N	
48100	VG21022N		VG20105XX	VA76055N	VG34055XX-AR-90		
141048-180	VG21035N		VG20043N	VA76055N	VG34055XX-AR-180		
EST-48150				VA76027N	VG34055XX-AR - VG37057XX		PRO-150/220
EST-48150-180				VA76027N	VG34055XX-AR-180 - VG37057XX		PRO-150/220
EST-48155				VA76027N	VG34055XX-AR - VG37057XX		PRO-150/220
EST-48155-180				VA76027N	VG34055XX-AR-180 - VG37057XX		PRO-150/220
EST-48160				VA76027N	VG34055XX-AR - VG37057XX		PRO-150/220
EST-48160-180				VA76027N	VG34055XX-AR-180 - VG37057XX		PRO-150/220
EST-48165				VA76027N	VG34055XX-AR - VG37057XX		PRO-150/220
EST-48165-180				VA76027N	VG34055XX-AR-180 - VG37057XX		PRO-150/220
121448	VG21022N		VG20131N	VA76027N	VG34055XX-AR - VG37057XX		
122248	VG21022N		VG21022N	VA76027N	VG34055XX-AR - VG34055XX		
121548		VG22002N		VA76027N	VG37057XX-AR - VG37057XX		
122148	V062031N			VA76027N	361004XX		
48300	VG21022N				VG34055XX-AR-90		
48310	VG21022N				VG34055XX-AR-90		
EST-48220					VG34055XX-AR - VG37057XX		PRO-150/220
EST-48220-180					VG34055XX-AR-180 - VG37057XX		PRO-150/220
EST-48225					VG34055XX-AR - VG37057XX		PRO-150/220
EST-48225-180					VG34055XX-AR-180 - VG37057XX		PRO-150/220



SERIE|SÉRIE|SERIES **GEMMA**

CODICE ARTIS	RICAMBI CARTUCCIA CARTRIDGE CARTOUCHE	RICAMBI VITONE HEADWORK TETE CERAMIQUE	RICAMBI DEVIATORE DIVERTER INVERSEUR	RICAMBI AERATORE AERATOR MOUSSEUR	RICAMBI LEVA/MANIGLIA LEVER/HANDLE LEVER/POIGNEE	RICAMBI KIT DI FISSAGGIO FIXING KIT KIT DE FIXATION	RICAMBI PROLUNGHE EXTENSION PROLONGE
EST-48240					VG34055XX-AR - VG37057XX		PRO-150/220
EST-48240-180					VG34055XX-AR-180 - VG37057XX		PRO-150/220
EST-48245					VG34055XX-AR - VG37057XX		PRO-150/220
EST-48245-180					VG34055XX-AR-180 - VG37057XX		PRO-150/220
EST-48250					VG34055XX-AR		PRO-250
EST-48250-180					VG34055XX-AR-180		PRO-250
EST-48200					VG34055XX-AR - VG37057XX		PRO-200/230
EST-48200-180					VG34055XX-AR-180 - VG37057XX		PRO-200/230
EST-48230					VG34055XX-AR - VG37057XX		PRO-200/230
EST-48230-180					VG34055XX-AR-180 - VG37057XX		PRO-200/230
164850	VG22163N	VG22169N			VG34082XX-AR - VG34081XX		
EST-48258					VG36053XX-AR - VG37053XX		PRO-258
EST-48208					VG36053XX-AR - VG37053XX		PRO-208
EST-48238					VG36053XX-AR - VG37053XX		PRO-238
084831	V062030N				361004XX		
084841	V062031N				361004XX		
EST-48340					VG37057XX		PRO-340
EST-48345					VG37057XX		PRO-345/346/347
EST-48346					VG37057XX		PRO-345/346/347
EST-48347					VG37057XX		PRO-345/346/347
244820	VG22163N		VG20055N		VG34082XX-AR - VG34081XX-SER		
244822	VG22163N		G28080XX - VG20055N	VG76025XX	VG34082XX-AR - VG34081XX-SER-2		
244810	VG21022N		VG20056N		VG34055XX-AR-90 - VG37028XX-SER		
244812	VG21022N		G28080XX - VG20056N		VG34055XX-AR-90 - VG37028XX-SER-2		
244800			VG20041N				
S203							

SERIE|SÉRIE|SERIES **FRANCIACORTA**

43400	VG21023N			VA76026N	VA34039XX-AR	G72050N	
43402	VG21023N			VA76026N	VA34039XX-AR	G72050N	
43450	VG21023N			VA76026N	VA34039XX-AR	G72027N	
43452	VG21023N			VA76026N	VA34039XX-AR	G72027N	
EST-43350				VA76039N	VA34040XX-AR		PRO-350/360
EST-43352				VA76039N	VA34040XX-AR		PRO-350/360
EST-43360				VA76039N	VA34040XX-AR		PRO-350/360
EST-43362				VA76039N	VA34040XX-AR		PRO-350/360
43500	VG21023N			VG76030XX - VG76029XX	VA34039XX-AR	G72050N	
43502	VG21023N			VG76030XX - VG76029XX	VA34039XX-AR	G72050N	
43100	VG21022N		G28080XX	VG76025XX	VA34040XX-AR		
122343	VG21022N		VG20130XX	VA76039N	VA34040XX-AR		
43300	VG21022N				VA34040XX-AR		
43310	VG21022N				VA34040XX-AR		
EST-43250					A34040XX-AR		PRO-250
EST-43200					VA34040XX-AR - VG37056XX		PRO-200/230
EST-43230					VA34040XX-AR - VG37056XX		PRO-200/230
244320	VG22163N		VG20055N		VG36060XX-AR - VG37084XX-SER		
244322	VG22163N		G28080XX - VG20055N	VG76025XX	VG36060XX-AR - VG37084XX-SER-2		
244310	VG21022N		VG20056N		VA34040XX-AR - VG37027XX-SER		
244312	VG21022N		G28080XX - VG20056N	VG76025XX	VA34040XX-AR - VG37027XX-SER-2		
244300			VG20041N				
S217							

SERIE | SÉRIE | SERIES **CRISTALLO**

CODICE ARTIS	RICAMBI CARTUCCIA CARTRIDGE CARTOUCHE	RICAMBI VITONE HEADWORK TETE CERAMIQUE	RICAMBI DEVIATORE DIVERTER INVERSEUR	RICAMBI AERATORE AERATOR MOUSSEUR	RICAMBI LEVA/MANIGLIA LEVER/HANDLE LEVER/POIGNEE	RICAMBI KIT DI FISSAGGIO FIXING KIT KIT DE FIXATION	RICAMBI PROLUNGHE EXTENSION PROLONGE
39400	VG21018N			VA76027N	VA34030XX-AR	VG72049N	
39402	VG21018N			VA76027N	VA34030XX-AR	VG72049N	
39450	VG21018N			VA76027N	VA34030XX-AR	VG72031N	
39452	VG21018N			VA76027N	VA34030XX-AR	VG72031N	
EST-39350				VA76039N	VA34030XX-AR		PRO-350/360
EST-39352				VA76039N	VA34030XX-AR		PRO-350/360
EST-39360				VA76039N	VA34030XX-AR		PRO-350/360
EST-39362				VA76039N	VA34030XX-AR		PRO-350/360
39500	VG21018N			VG76025XX - VG76026XX	VA34030XX-AR	VG72049N	
39502	VG21018N			VG76025XX - VG76026XX	VA34030XX-AR	VG72049N	
39100	VG21022N		VG20106XX	VA76027N	VA34030XX-AR		
122339	VG21022N		VG20130XX	VA76039N	VA34030XX-AR		
39300	VG21022N				VA34030XX-AR		
39310	VG21022N				VA34030XX-AR		
EST-39250					VA34030XX-AR		PRO-250
EST-39200					VA34030XX-AR - VG37056XX		PRO-200/230
EST-39230					VA34030XX-AR - VG37056XX		PRO-200/230
243920	VG22163N		VG20055N		VG36060XX-AR - VG37084XX-SER		
243922	VG22163N		G28080XX - VG20055N	VG76025XX	VG36060XX-AR - VG37084XX-SER-2		
243910	VG21022N		VG20056N		VA34030XX-AR-90 - VG37027XX-SER		
243912	VG21022N		G28080XX - VG20056N	VG76025XX	VA34030XX-AR-90 - VG37027XX-SER-2		
243900			VG20041N				
S217							

SERIE | SÉRIE | SERIES **INDY**

35400	VG21022N			VA76027N	VA34070XX-AR	VG72050N	
35402	VG21022N			VA76027N	VA34070XX-AR	VG72050N	
35450	VG21022N			VA76027N	VA34070XX-AR	VG72031N	
35452	VG21022N			VA76027N	VA34070XX-AR	VG72031N	
EST-35350				VA76039N	VA34070XX-AR		PRO-350/360
EST-35352				VA76039N	VA34070XX-AR		PRO-350/360
EST-35360				VA76039N	VA34070XX-AR		PRO-350/360
EST-35362				VA76039N	VA34070XX-AR		PRO-350/360
35500	VG21022N			VG76025XX - VG76035XX	VA34070XX-AR	VG72050N	
35502	VG21022N			VG76025XX - VG76035XX	VA34070XX-AR	VG72050N	
35100	VG21022N		VG20105XX	VA76027N	VA34070XX-AR		
122335	VG21022N		VG20130XX	VA76039N	VA34070XX-AR		
35300	VG21022N				VA34070XX-AR		
35310	VG21022N				VA34070XX-AR		
EST-35250					VA34070XX-AR		PRO-250
EST-35200					VA34070XX-AR		PRO-200/230
EST-35230					VA34070XX-AR		PRO-200/230
243520	VG22163N		VG20055N		VG36060XX-AR - VG37084XX-SER		
243522	VG22163N		G28080XX - VG20055N	VG76025XX	VG36060XX-AR - VG37084XX-SER-2		
243510	VG21022N		VG20056N		VA34070XX-AR-90 - VG37027XX-SER		
243512	VG21022N		G28080XX - VG20056N	VG76025XX	VA34070XX-AR-90 - VG37027XX-SER-2		
243500			VG20041N				
S217							

SERIE|SÉRIE|SERIES **DOMUS+**

CODICE ARTIS	RICAMBI CARTUCCIA CARTRIDGE CARTOUCHE	RICAMBI VITONE HEADWORK TETE CERAMIQUE	RICAMBI DEVIATORE DIVERTER INVERSEUR	RICAMBI AERATORE AERATOR MOUSSEUR	RICAMBI LEVA/MANIGLIA LEVER/HANDLE LEVER/POIGNEE	RICAMBI KIT DI FISSAGGIO FIXING KIT KIT DE FIXATION	RICAMBI PROLUNGHE EXTENSION PROLONGE
15401	VG21016N			VA76027N	VA34066XX-AR	VG72050N	
EST-15350				VA76039N	VA34066XX-AR		PRO-350/360
EST-15352				VA76039N	VA34066XX-AR		PRO-350/360
EST-15360				VA76039N	VA34066XX-AR		PRO-350/360
EST-15362				VA76039N	VA34066XX-AR		PRO-350/360
15501	VG21016N			VG76025XX - VG76027XX	VA34066XX-AR	VG72050N	
15100	VG21022N		VG20105XX	VA76027N	VA34066XX-AR		
122315	VG21022N		VG20130XX	VA76039N	VA34066XX-AR		
15300	VG21022N				VA34066XX-AR		
15310	VG21022N				VA34066XX-AR		
EST-15250					VA34066XX-AR		PRO-250
15250	VG21022N				VA34066XX-AR		PRO-250
EST-15200					VA34066XX-AR - VG37056XX		PRO-200/230
15200	VG21022N		VG20053N		VA34066XX-AR - VG37056XX		PRO-200/230
EST-15230					VA34066XX-AR - VG37056XX		PRO-200/230
15230	VG21022N		VG20054N		VA34066XX-AR - VG37056XX		PRO-200/230
S218							

SERIE|SÉRIE|SERIES **PUNTA+**

14401	VG21022N			VA76027N	VA34065XX-AR	VG72049N	
14450	VG21022N			VA76027N	VA34065XX-AR	VG72031N	
14452	VG21022N			VA72027N	VA34065XX-AR	VG72031N	
EST-14350				VA76039N	VA34065XX-AR		PRO-350/360
EST-14352				VA76039N	VA34065XX-AR		PRO-350/360
EST-14360				VA76039N	VA34065XX-AR		PRO-350/360
EST-14362				VA76039N	VA34065XX-AR		PRO-350/360
14501	VG21022N			VG76025XX - VG76027XX	VA34065XX-AR	VG72049N	
14100	VG21022N		VG20106XX	VA76027N	VA34065XX-AR		
122314	VG21022N		VG20130XX		VA34065XX-AR		
14300	VG21022N				VA34065XX-AR		
14310	VG21022N				VA34065XX-AR		
EST-14250					VA34065XX-AR		PRO-250
14250	VG21022N				VA34065XX-AR		PRO-250
EST-14200					VA34065XX-AR - VG37056XX		PRO-200/230
14200	VG21022N		VG20053N		VA34065XX-AR - VG37056XX		PRO-200/230
EST-14230					VA34065XX-AR - VG37056XX		PRO-200/230
14230	VG21022N		VG20054N		VA34065XX-AR - VG37056XX		PRO-200/230
S211							

SERIE|SÉRIE|SERIES **DIAMANTE**

CODICE ARTIS	RICAMBI CARTUCCIA CARTRIDGE CARTOUCHE	RICAMBI VITONE HEADWORK TETE CERAMIQUE	RICAMBI DEVIATORE DIVERTER INVERSEUR	RICAMBI AERATORE AERATOR MOUSSEUR	RICAMBI LEVA/MANIGLIA LEVER/HANDLE LEVER/POIGNEE	RICAMBI KIT DI FISSAGGIO FIXING KIT KIT DE FIXATION	RICAMBI PROLUNGHE EXTENSION PROLONGE
46401	VG21027N			VG76011XX	VA34035XX-AR	VG72049N	
EST-46350				VA76039N	VA34035XX-AR + VA66040N		PRO-350/360
EST-46352				VA76039N	VA34035XX-AR + VA66040N		PRO-350/360
EST-46360				VA76039N	VA34035XX-AR + VA66040N		PRO-350/360
EST-46362				VA76039N	VA34035XX-AR + VA66040N		PRO-350/360
46501	VG21027N			VG76010XX - VG76013XX	VA34035XX-AR	VG72049N	
46100	VG21027N		VG20109XX	VG76011XX	VA34035XX-AR		
122346	VG21022N		VG20130XX		VA34035XX-AR + VA66040N		
46300	VG21027N				VA34035XX-AR		
46310	VG21027N				VA34035XX-AR		
EST-46250					VA34035XX-AR + VA66040N		PRO-250
EST-46200					VA34035XX-AR + VA66040N		PRO-200/230
EST-46230					VA34035XX-AR + VA66040N		PRO-200/230
244610	VG21027N		VG20041N		VA34035XX-AR-180		
244600			VG20041N				
S116							

SERIE|SÉRIE|SERIES **ANTICA**

19401	VG21027N			VG76011XX	VA34026XX-AR	VG72049N	
EST-19350				VA76039N	VA34026XX-AR + VA66040N		PRO-350/360
EST-19352				VA76039N	VA34026XX-AR + VA66040N		PRO-350/360
EST-19360				VA76039N	VA34026XX-AR + VA66040N		PRO-350/360
EST-19362				VA76039N	VA34026XX-AR + VA66040N		PRO-350/360
19501	VG21027N			VG76010XX - VG76013XX	VA34026XX-AR	VG72049N	
19100	VG21027N		VG20109XX	VG76011XX	VA34026XX-AR		
122319	VG21022N		VG20130XX		VA34026XX-AR + VA66040N		
19300	VG21027N				VA34026XX-AR		
19310	VG21027N				VA34026XX-AR		
EST-19250					VA34026XX-AR + VA66040N		PRO-250
EST-19200					VA34026XX-AR + VA66040N		PRO-200/230
EST-19230					VA34026XX-AR + VA66040N		PRO-200/230
241910	VG21027N		VG20041N		VA34026XX-AR-180		
241900			VG20041N				
S216							

SERIE | SÉRIE | SERIES **EPOCA**

CODICE ARTIS	RICAMBI CARTUCCIA CARTRIDGE CARTOUCHE	RICAMBI VITONE HEADWORK TETE CERAMIQUE	RICAMBI DEVIATORE DIVERTER INVERSEUR	RICAMBI AERATORE AERATOR MOUSSEUR	RICAMBI LEVA/MANIGLIA LEVER/HANDLE LEVER/POIGNEE	RICAMBI KIT DI FISSAGGIO FIXING KIT KIT DE FIXATION	RICAMBI PROLUNGHE EXTENSION PROLONGE
02401	VG21027N			VG76011XX	VA34011XX-AR	VG72049N	
EST-02350				VA76039N	VA34011XX-AR + VA66040N		PRO-350/360
EST-02352				VA76039N	VA34011XX-AR + VA66040N		PRO-350/360
EST-02360				VA76039N	VA34011XX-AR + VA66040N		PRO-350/360
EST-02362				VA76039N	VA34011XX-AR + VA66040N		PRO-350/360
02501	VG21027N			VG76010XX - VG76013XX	VA34011XX-AR	VG72049N	
02100	VG21027N		VG20109XX	VG76011XX	VA34011XX-AR		
122302	VG21022N		VG20130N		VA34011XX-AR + VA66040N		
02300	VG21027N				VA34011XX-AR		
02310	VG21027N				VA34011XX-AR		
EST-02250					VA34011XX-AR + VA66040N		PRO-250
EST-02200					VA34011XX-AR + VA66040N		PRO-200/230
EST-02230					VA34011XX-AR + VA66040N		PRO-200/230
240210	VG21027N		VG20041N		VA34011XX-AR-180		
240200			VG20041N				
S116							

SERIE | SÉRIE | SERIES **CROCE**

20401		VG22002N		VG76010XX	VG37024XX	VG72049N	
20421		VG22002N		VG76010XX	VG37024XX	VG72013N	
EST-20390				VA76039N	VG37024XX		PRO-390
EST-20392				VA76039N	VG37024XX		PRO-390
20020		VG22002N			VG37024XX		
20501		VG22002N		VG76010XX - VG76013XX	VG37024XX	VG72049N	
20511		VG22002N			VG37024XX		
20100		VG22002N	VG20117XX		VG37024XX		
123001		VG22002N			VG37024XX		
381010							
20300		VG22002N			VG37024XX		
20310		VG22002N			VG37024XX		
EST-20210					VG37024XX		PRO-210
EST-20340					VG37024XX		PRO-20340
242010		VG22002N	VG20041N		VG37024XX		
242000			VG20041N				
S216							
14230	VG21022N		VG20054N		VA34065XX-AR - VG37056XX		PRO-200/230
S211							

**COLONNE DOCCIA**

CODICE ARTIS	RICAMBI CARTUCCIA CARTRIDGE CARTOUCHE	RICAMBI VITONE HEADWORK TETE CERAMIQUE	RICAMBI DEVIATORE DIVERTER INVERSEUR	RICAMBI AERATORE AERATOR MOUSSEUR	RICAMBI LEVA/MANIGLIA LEVER/HANDLE LEVER/POIGNEE	RICAMBI KIT DI FISSAGGIO FIXING KIT KIT DE FIXATION	RICAMBI PROLUNGHE EXTENSION PROLONGE
CD210AI	VG21033N		VG20044N				
CD204	VG22158N		VG20062N				
CD203	VG21022N		G20061N				
CD202	VG22158N		VG20060N				
CD201	VG21022N		VG20059N				
244220	VG22163N		VG20055N		VG34082XX-AR - VG34081XX-SER		
244222	VG22163N		G28080XX - VG20055N	VG76025XX	VG34082XX-AR - VG34081XX- SER-2		
244210	VG21022N		VG20056N		VA34062XX-AR-90 - VG37028XX-SER		
244212	VG21022N		G28080XX - VG20056N	VG76025XX	VA34062XX-AR-90 - VG37028XX-SER-2		
244200			VG20041N				
242820	VG22163N		VG20055N		VG36060XX-AR - VG37084XX-SER		
242822	VG22163N		G28080XX - VG20055N	VG76025XX	VG36060XX-AR - VG37084XX-SER-2		
242810	VG21022N		VG20056N		VG34056XX-35-AR-90 - VG37027XX-SER		
242812	VG21022N		G28080XX - VG20056N	VG76025XX	VG34056XX-35-AR-90 - VG37027XX-SER-2		
242800			VG20041N				
234220	VG22163N		VG20055N		VG34082XX-AR - VG34081XX-SER		
234222	VG22163N		G28080XX - VG20055N	VG76025XX	VG34082XX-AR - VG34081XX-SER-2		
234210	VG21022N		VG20056N		VA34062XX-AR-90 - VG37028XX-SER		
234212	VG21022N		G28080XX - VG20056N	VG76025XX	VA34062XX-AR-90 - VG37028XX-SER-2		
234200			VG20041N				
232820	VG22163N		VG20055N		VG36060XX-AR - VG37084XX-SER		
232822	VG22163N		G28080XX - VG20055N	VG76025XX	VG36060XX-AR - VG37084XX-SER-2		
232810	VG21022N		VG20056N		VG34056XX-35-AR-90 - VG37027XX-SER		
232812	VG21022N		G28080XX - VG20056N	VG76025XX	VG34056XX-35-AR-90 - VG37027XX-SER-2		
232800			VG20041N				
224220	VG22163N		VG20055N		VG34082XX-AR - VG34081XX-SER		
224222	VG22163N		G28080XX - VG20055N	VG76025XX	VG34082XX-AR - VG34081XX-SER-2		
224210	VG21022N		VG20056N		VA34062XX-AR-90 - VG37028XX-SER		
224212	VG21022N		G28080XX - VG20056N	VG76025XX	VA34062XX-AR-90 - VG37028XX-SER-2		
224200			VG20041N				
222820	VG22163N		VG20055N		VG36060XX-AR - VG37084XX-SER		
222822	VG22163N		G28080XX - VG20055N	VG76025XX	VG36060XX-AR - VG37084XX-SER-2		
222810	VG21022N		VG20056N		VG34056XX-35-AR-90 - VG37027XX-SER		
222812	VG21022N		G28080XX - VG20056N	VG76025XX	VG34056XX-35-AR-90 - VG37027XX-SER-2		
222800			VG20041N				

**SHUTT-OFF**

EST-264230	VG21022N				VA34034XX-AR		PRO-350/360
EST-264235	VG21022N				VA34034XX-AR		PRO-350/360
EST-262830	VG21022N				VG34056XX-65-AR		PRO-350/360
EST-262835	VG21022N				VG34056XX-65-AR		PRO-350/360
262820	VG21023N				VA34091XX-AR		
264220	VG21023N				VA34109XX-AR		
262810		VG22164N					
264210		VG22164N					

**PASSO RAPIDO**

CODICE ARTIS	RICAMBI CARTUCCIA CARTRIDGE CARTOUCHE	RICAMBI VITONE HEADWORK TETE CERAMIQUE	RICAMBI DEVIATORE DIVERTER INVERSEUR	RICAMBI AERATORE AERATOR MOUSSEUR	RICAMBI LEVA/MANIGLIA LEVER/HANDLE LEVER/POIGNEE	RICAMBI KIT DI FISSAGGIO FIXING KIT KIT DE FIXATION	RICAMBI PROLUNGHE EXTENSION PROLONGE
G65011							PRO-G65
G65012							PRO-G65
G65017							PRO-G65
G65018							PRO-G65
G65019							PRO-G65
G65020							PRO-G65

**CUCINA INOX**

72900AI	VG21023N			VG76031N	VA34067N-AR-180	VG72032N	
72950AI	VG21022N			VG76032N	VA34092N-AR-180	VG72043N	
72800AI	VG21022N			VG76032N	VA34068N-AR-180	VG72043N	

**CUCINA MODERNI**

28820	VG21022N			VA76059N			
49750	VG21021N			VG76010XX	VG34054XX-AR-180	VG72031N	
49760	VG21021N			VG76010XX	VG34054XX-AR-180	VG72031N	
28750	VG21021N			VG76010XX	VG34056XX-35-AR-180	VG72031N	
28760	VG21021N			VG76010XX	VG34056XX-35-AR-180	VG72031N	
07950	VG21022N			VA76042N	VG34083XX-AR-180	VG72052N	
28810	VG21023N			G26206C	VA34061C-AR-180	VG72052N	
42810	VG21023N			G26206C	VA34010C-AR-180	VG72052N	
28700	VG21023N			VA76026N	VA34061XX-AR-180	VG72052N	
28710	VG21023N			VA76026N	VA34061XX-AR-180	VG72052N	
84750	VG21022N			VA76026N	VA34051XX-AR-180	VG72033N	
42950	VG21021N			VA76027N	VA34062XX-AR-180	VG72052N	
28600	VG21022N			VG76025C	G34056C-100-AR	VG72093N	
28800	VG21022N			G26099C	VG34107C-100-AR	VG72034N	
62750	VG21022N			VG76025C	VG34021C-65-AR-180	VG72031N	
28850	VG21021N			VG76010C	VG34056C-65-AR		
39600	VG21022N			VA76027N	VA34030XX-AR-180	VG72031N	
69950	VG21022N	VG22056N		VG76025C	VA34036C-AR-180	VG72031N	
70950	VG21022N			VG76025XX	VG34056XX-65-AR-180	VG72052N	
70950BI-TB	VG21022N			VA76027N	VG34056BI-65-AR-180	VG72052N	
70950GO-TG	VG21022N			VA76027N	VG34056GO-65-AR-180	VG72052N	
70950NO-TN	VG21022N			VA76027N	VG34056NO-65-AR-180	VG72052N	
70950TN	VG21022N			VA76027N	VG34056XX-65-AR-180	VG72052N	
70950TB	VG21022N			VA76027N	VG34056XX-65-AR-180	VG72052N	
70950TG	VG21022N			VA76027N	VG34056XX-65-AR-180	VG72052N	
64710	VG21022N	VG22057N		VG76033C	A34053C-AR-180 - A37091C	VG72031N	

**CUCINA ANTICHI**

CODICE ARTIS	RICAMBI CARTUCCIA CARTRIDGE CARTOUCHE	RICAMBI VITONE HEADWORK TETE CERAMIQUE	RICAMBI DEVIATORE DIVERTER INVERSEUR	RICAMBI AERATORE AERATOR MOUSSEUR	RICAMBI LEVA/MANIGLIA LEVER/HANDLE LEVER/POIGNEE	RICAMBI KIT DI FISSAGGIO FIXING KIT KIT DE FIXATION	RICAMBI PROLUNGHE EXTENSION PROLONGE
46760	VG21027N			G76054XX	A3403XX-AR	G72050N	
63760	VG21027N			G76054XX	A34026XX-AR	G72050N	
02760	VG21027N			G76054XX	A34011XX-AR	G72050N	
61750		VG22002N		G76054XX	G37024XX	G72049N	
56950		VG22002N		G76010XX	G37024XX	G72049N	
61730		VG22002N		G76025XX	G37024XX	G72049N	
57850		VG22002N		G76025XX	G37024XX		
87910		VG22002N		G76054XX	G37024XX		
87900		VG22002N		G76025XX	G37024XX		

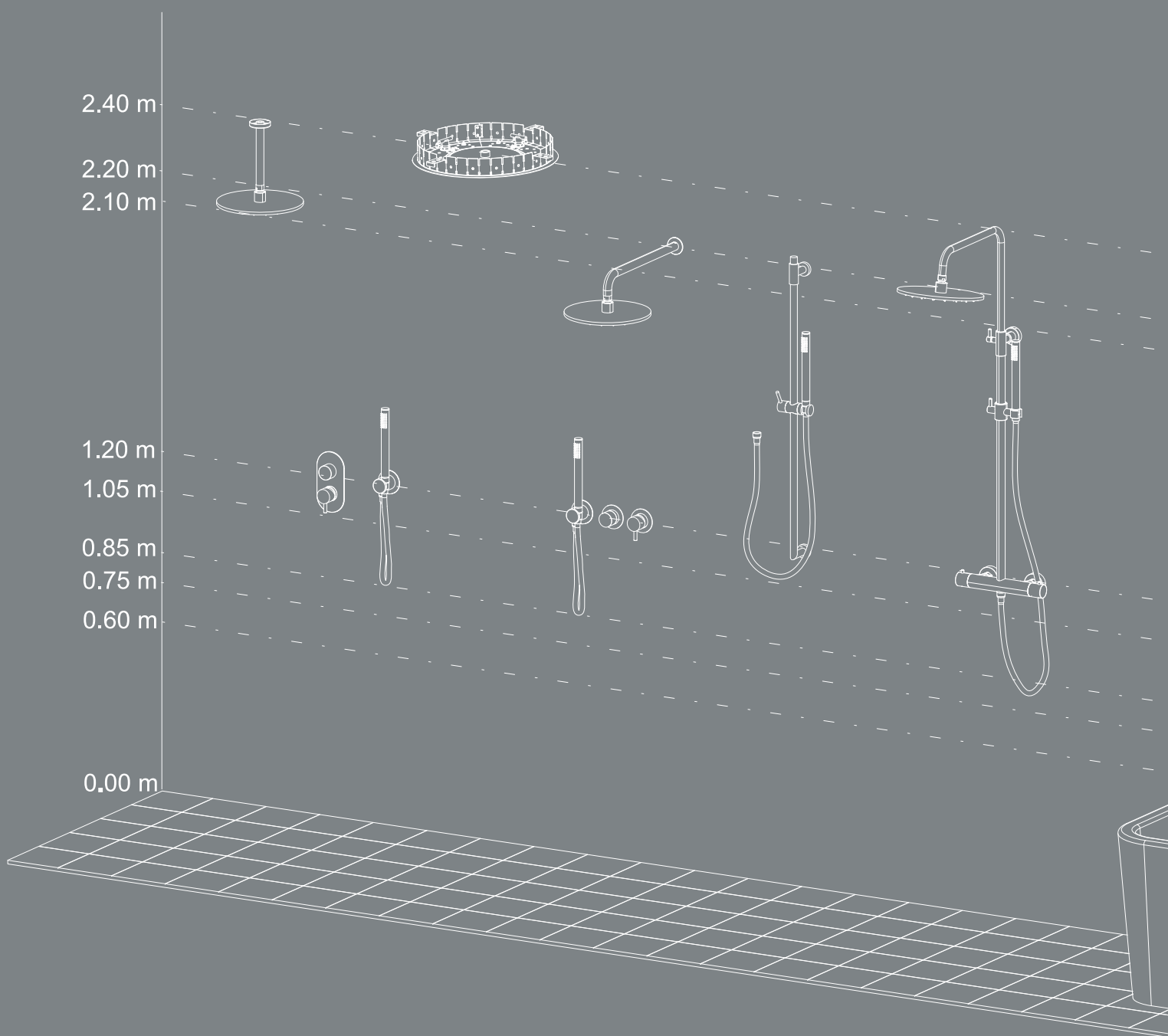
**COLLEZIONE ECO**

52750	VG21027N			VG76010C	VA34007C-AR-180	VG72050N	
52760	VG21027N			VG76025C	VA34007C-AR	VG72050N	
53700	VG21027N			VG76010XX	VA34007XX-AR	VG72050N	
86750	VG21027N			VG76010XX	VA34007XX-AR-180	VG72050N	
53710	VG21027N			VG76010C	VA34007C-AR	VG72050N	
51900	VG21027N			VG76025C	VA34007C-AR	VG72050N	
54750	VG21027N			VG76010C	VA34007C-AR	VG72050N	
58900	VG21027N			VG76010C	VA34007C-AR	VG72035N	
55850	VG21027N			VG76010C	VA34007C-AR		
55840	VG21027N			VG76010C	VA34007C-AR		
55870	VG21027N			VG76010C	VA34007C-AR		
55880	VG21027N		V209001C	VG76010C	VA34007C-AR		



ARTIS

# SUGGERIMENTI PER UNA CORRETTA INSTALLAZIONE





## ARTIS ENERGY SAVING



**ACQUA  
FREDDA**

COLD WATER  
EAU FROIDE



**ACQUA  
FREDDA**

COLD WATER  
EAU FROIDE



**ACQUA  
MISCELATA**

MIXED WATER  
EAU MITIGEE



**ACQUA  
CALDA**

HOT WATER  
EAU CHAUDE

### DESIGN E RISPARMIO ENERGETICO

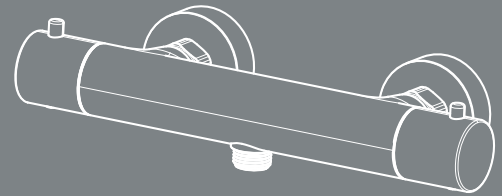
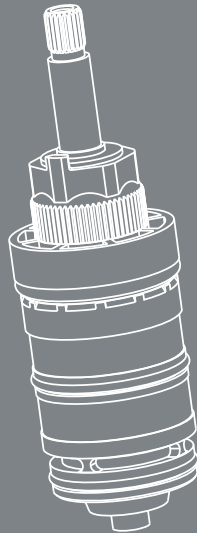
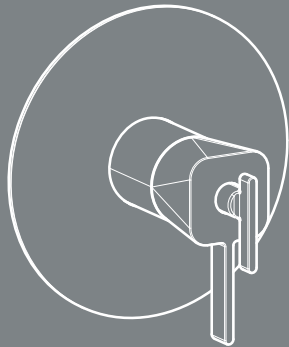
Grazie all'utilizzo di una cartuccia specifica i nostri prodotti possono essere dotati di energy saving; aprendo l'acqua con la leva del rubinetto allineata al miscelatore otterremo solo acqua fredda, come una cartuccia miscelatrice tradizionale, in posizione in mezzo avremmo acqua miscelata, e quindi consumo di energia. Otteniamo così un risparmio energetico.

### ENERGY SAVING & DESIGN

To the use of a specific cartridge our products are equipped with Energy Saving by opening the water with the tap lever aligned to the mixer we will only get cold water, as a translational mixing cartridge, in the middle position we would have mixed water, and therefore energy consumption. We thus achieve energy savings

### DESIGN ET ÉCONOMIE D'ÉNERGIE

Grâce à l'utilisation d'une cartouche spécifique, nos produits peuvent être équipés de système Energy Savings; en ouvrant l'eau avec le levier du robinet aligné avec le bec du mitigeur, nous n'obtiendrons que de l'eau froide, au contraire avec une cartouche translationnelle, en position médiane nous aurions de l'eau mélangée, avec une inutile consommation d'énergie. On obtient ainsi des économies d'énergie

ARTIS  
**THERMO BALANCE****IL NUOVO STANDARD DEL COMFORT E DELLA SICUREZZA**

Nei miscelatori tradizionali l'ingresso dell'acqua calda e fredda non è costante e questo determina un range termico piuttosto ampio che, in genere, varia da 36° a 40°. Con il sistema Thermo Balance alla cartuccia viene abbinato un bilanciatore che regola i flussi, in genere discontinui, della pressione proveniente dalla rete idrica. Vengono così eliminati i picchi nelle variazioni di temperatura che viene mantenuta a 38° con una tolleranza che si situa al massimo tra 0° e 1°.

**I miscelatori con Thermo Balance, progettati e realizzati da Artis Rubinetterie, rappresentano quindi il futuro dei termostatici.**

Con l'adozione del bilanciatore di pressione, infatti, si ottengono prestazioni fino ad oggi impensabili. Inoltre, la vasta gamma di cartucce con differenti capacità di portata consentono di ottimizzare le prestazioni per i diversi impieghi. A tutto questo si devono aggiungere ulteriori interessanti caratteristiche, quali la tecnologia anticalcare che utilizza polimeri termoplastici e le funzioni di sicurezza testate singolarmente.

**THE NEW STANDARD OF COMFORT AND SAFETY**

In traditional mixers, the inlet of hot and cold water is not constant and this determines a rather wide thermal range which, in general, varies from 36° to 40°. With the Thermo Balance system, the cartridge is combined with a balancer that regulates the flows, generally discontinuous, of the pressure coming from the water mains. Peaks in temperature variations are thus eliminated, which is maintained at 38 ° with a tolerance that is at most between 0° and 1°.

**Mixers with Thermo Balance designed and built by Artis Rubinetterie, therefore represents the future of the thermostatics.**

In fact, with the adoption of the pressure balancer, performances that were previously unthinkable are achieved. In addition, the wide range of cartridges with different capacities allow you to optimize performance for different uses. To all this we must add further interesting features, such as the anti-limescale technology that uses thermoplastic polymers and the safety functions tested individually.

**LE NOUVEAU STANDARD DE CONFORT ET DE SÉCURITÉ**

Dans les mélangeurs traditionnels, l'arrivée d'eau chaude et froide n'est pas constante et cela détermine une plage thermique assez large qui, en général, varie de 36° à 40°. Avec le système Thermo Balance, la cartouche est associée à un équilibreur qui régule les débits, généralement discontinus, de la pression provenant des conduites d'eau. Les pics de variations de température sont ainsi supprimés, ce qui est maintenu à 38 ° avec une tolérance au plus comprise entre 0° et 1°.

**Les mitigeurs avec Thermo Balance, conçus et construits par Artis Rubinetterie, représentent donc l'avenir des thermostatiques.**

En fait, avec l'adoption de l'équilibreur de pression, des performances auparavant impensables sont atteintes. De plus, la large gamme de cartouches de différentes capacités vous permet d'optimiser les performances pour différentes utilisations. À tout cela, il faut ajouter d'autres caractéristiques intéressantes, comme la technologie anti-calcaire qui utilise des polymères thermoplastiques et les fonctions de sécurité testées individuellement.

COD.	SERIE   SÉRIE   SERIES	PAG.	COD.	SERIE   SÉRIE   SERIES	PAG.	COD.	SERIE   SÉRIE   SERIES	PAG.
INC-250-BOX	CORPI INCASSO DOCCIA	24	7330	BOCCACCIO7	57	52100	LEGGERMENTE	90
INC-250-BOX-180	CORPI INCASSO DOCCIA	24	7502	BOCCACCIO7	58	141052	LEGGERMENTE	90
INC-200-BOX	CORPI INCASSO DOCCIA	24	141007	BOCCACCIO7	58	EST-52150	LEGGERMENTE	90
INC-200-BOX-180	CORPI INCASSO DOCCIA	24	7500	BOCCACCIO7	58	EST-52155	LEGGERMENTE	91
INC-230-BOX	CORPI INCASSO DOCCIA	24	EST-07150	BOCCACCIO7	59	EST-52160	LEGGERMENTE	91
INC-230-BOX-180	CORPI INCASSO DOCCIA	25	EST-07155	BOCCACCIO7	59	EST-52165	LEGGERMENTE	91
INC-258-BOX	CORPI INCASSO DOCCIA	25	EST-07160	BOCCACCIO7	59	121452	LEGGERMENTE	91
INC-208-BOX	CORPI INCASSO DOCCIA	25	7100	BOCCACCIO7	59	122252	LEGGERMENTE	92
INC-238-BOX	CORPI INCASSO DOCCIA	25	EST-07165	BOCCACCIO7	60	52300	LEGGERMENTE	92
INC-26-BOX	CORPI INCASSO DOCCIA	25	121407	BOCCACCIO7	60	52310	LEGGERMENTE	92
INC-150/155	CORPI INCASSO DOCCIA	26	122207	BOCCACCIO7	60	EST-52220	LEGGERMENTE	92
INC-150/155-180	CORPI INCASSO DOCCIA	26	121507	BOCCACCIO7	60	EST-52225	LEGGERMENTE	93
INC-160/165	CORPI INCASSO DOCCIA	26	EST-07225	BOCCACCIO7	61	EST-52240	LEGGERMENTE	93
INC-160/165-180	CORPI INCASSO DOCCIA	26	7300	BOCCACCIO7	61	EST-52245	LEGGERMENTE	93
INC-220/225	CORPI INCASSO DOCCIA	26	7310	BOCCACCIO7	61	EST-52250	LEGGERMENTE	93
INC-220/225-180	CORPI INCASSO DOCCIA	27	EST-07220	BOCCACCIO7	61	EST-52200	LEGGERMENTE	94
INC-240/245	CORPI INCASSO DOCCIA	27	EST-07245	BOCCACCIO7	62	EST-52230	LEGGERMENTE	94
INC-240/245-180	CORPI INCASSO DOCCIA	27	EST-07240	BOCCACCIO7	62	165240	LEGGERMENTE	94
INC-380	CORPI INCASSO DOCCIA	27	EST-07250	BOCCACCIO7	62	EST-52258	LEGGERMENTE	94
INC-380-DX	CORPI INCASSO DOCCIA	28	EST-07200	BOCCACCIO7	62	EST-52208	LEGGERMENTE	95
INC-380-SX	CORPI INCASSO DOCCIA	28	EST-07230	BOCCACCIO7	63	EST-52238	LEGGERMENTE	95
INC-210	CORPI INCASSO DOCCIA	28	160740	BOCCACCIO7	63	EST-52340	LEGGERMENTE	95
INC-390	CORPI INCASSO DOCCIA	28	EST-07258	BOCCACCIO7	63	EST-52345	LEGGERMENTE	95
INC-350/360-BOX	CORPI INCASSO DOCCIA	28	EST-07208	BOCCACCIO7	63	EST-52346	LEGGERMENTE	96
INC-350/360-BOX-180	CORPI INCASSO DOCCIA	29	EST-07238	BOCCACCIO7	63	EST-52347	LEGGERMENTE	96
INC-340	CORPI INCASSO DOCCIA	29	EST-07340	BOCCACCIO7	64	245220	LEGGERMENTE	96
INC-345	CORPI INCASSO DOCCIA	29	EST-07345	BOCCACCIO7	64	245222	LEGGERMENTE	97
INC-346	CORPI INCASSO DOCCIA	29	EST-07346	BOCCACCIO7	64	245210	LEGGERMENTE	97
INC-347	CORPI INCASSO DOCCIA	29	EST-07347	BOCCACCIO7	64	245212	LEGGERMENTE	98
7450	BOCCACCIO7	50	240720	BOCCACCIO7	65	245200	LEGGERMENTE	98
7402	BOCCACCIO7	50	240722	BOCCACCIO7	65	5200	LEGGERMENTE	99
7400	BOCCACCIO7	50	240710	BOCCACCIO7	66	53410	PRECISAMENTE	110
7452	BOCCACCIO7	51	240712	BOCCACCIO7	66	53412	PRECISAMENTE	110
7470	BOCCACCIO7	51	240700	BOCCACCIO7	67	53430	PRECISAMENTE	110
7472	BOCCACCIO7	51	5200	BOCCACCIO7	67	53432	PRECISAMENTE	111
EST-07350	BOCCACCIO7	52	7950	BOCCACCIO7	68	53460	PRECISAMENTE	111
7552	BOCCACCIO7	52	52400	LEGGERMENTE	84	53462	PRECISAMENTE	111
7550	BOCCACCIO7	52	52401	LEGGERMENTE	84	EST-53350-180	PRECISAMENTE	112
EST-07360	BOCCACCIO7	53	52450	LEGGERMENTE	84	EST-53352-180	PRECISAMENTE	112
EST-07362	BOCCACCIO7	53	52452	LEGGERMENTE	85	EST-53360-180	PRECISAMENTE	112
EST-07380	BOCCACCIO7	53	EST-52350	LEGGERMENTE	85	EST-53362-180	PRECISAMENTE	112
EST-07352	BOCCACCIO7	53	EST-52352	LEGGERMENTE	85	53480	PRECISAMENTE	113
EST-07380-DX	BOCCACCIO7	54	EST-52360	LEGGERMENTE	86	53482	PRECISAMENTE	113
EST-07382-DX	BOCCACCIO7	54	EST-52362	LEGGERMENTE	86	53580	PRECISAMENTE	113
EST-07380-SX	BOCCACCIO7	54	52480	LEGGERMENTE	86	53582	PRECISAMENTE	113
EST-07382	BOCCACCIO7	54	52482	LEGGERMENTE	86	53490	PRECISAMENTE	114
7480	BOCCACCIO7	55	52580	LEGGERMENTE	87	53492	PRECISAMENTE	114
7482	BOCCACCIO7	55	52582	LEGGERMENTE	87	53590	PRECISAMENTE	114
7580	BOCCACCIO7	55	52490	LEGGERMENTE	87	53592	PRECISAMENTE	114
EST-07382-SX	BOCCACCIO7	55	52492	LEGGERMENTE	87	53330	PRECISAMENTE	115
7490	BOCCACCIO7	56	52590	LEGGERMENTE	88	53332	PRECISAMENTE	115
7492	BOCCACCIO7	56	52592	LEGGERMENTE	88	53510	PRECISAMENTE	116
7590	BOCCACCIO7	56	52330	LEGGERMENTE	88	53512	PRECISAMENTE	116
7582	BOCCACCIO7	56	52332	LEGGERMENTE	89	53100	PRECISAMENTE	116
7332	BOCCACCIO7	57	52500	LEGGERMENTE	89	141053-180	PRECISAMENTE	117
7592	BOCCACCIO7	57	52501	LEGGERMENTE	89	EST-53150-180	PRECISAMENTE	117

COD.	SERIE   SÉRIE   SERIES	PAG.	COD.	SERIE   SÉRIE   SERIES	PAG.	COD.	SERIE   SÉRIE   SERIES	PAG.
EST-53155-180	PRECISAMENTE	117	EST-54220-180	SENSUALMENTE	143	165540	INFINITAMENTE	171
EST-53160-180	PRECISAMENTE	117	EST-54225-180	SENSUALMENTE	144	EST-55258	INFINITAMENTE	171
EST-53165-180	PRECISAMENTE	118	EST-54240-180	SENSUALMENTE	144	EST-55208	INFINITAMENTE	172
121453	PRECISAMENTE	118	EST-54245-180	SENSUALMENTE	144	EST-55238	INFINITAMENTE	172
122253	PRECISAMENTE	118	EST-54250-180	SENSUALMENTE	144	EST-55340	INFINITAMENTE	172
53300	PRECISAMENTE	118	EST-54200-180	SENSUALMENTE	145	EST-55345	INFINITAMENTE	172
53310	PRECISAMENTE	119	EST-54230-180	SENSUALMENTE	145	EST-55346	INFINITAMENTE	173
EST-53220-180	PRECISAMENTE	119	165440	SENSUALMENTE	145	EST-55347	INFINITAMENTE	173
EST-53225-180	PRECISAMENTE	119	EST-54258	SENSUALMENTE	145	245520	INFINITAMENTE	173
EST-53240-180	PRECISAMENTE	119	EST-54208	SENSUALMENTE	146	2455522	INFINITAMENTE	174
EST-53245-180	PRECISAMENTE	120	EST-54238	SENSUALMENTE	146	245510	INFINITAMENTE	174
EST-53250-180	PRECISAMENTE	120	EST-54340	SENSUALMENTE	146	245512	INFINITAMENTE	175
EST-53200-180	PRECISAMENTE	120	EST-54345	SENSUALMENTE	146	245500	INFINITAMENTE	175
EST-53230-180	PRECISAMENTE	120	EST-54346	SENSUALMENTE	147	S200	INFINITAMENTE	176
165350	PRECISAMENTE	121	EST-54347	SENSUALMENTE	147	31400	OGGETTO DESIGN	200
EST-53258	PRECISAMENTE	121	245420	SENSUALMENTE	147	31402	OGGETTO DESIGN	200
EST-53208	PRECISAMENTE	121	245422	SENSUALMENTE	148	31450	OGGETTO DESIGN	200
EST-53238	PRECISAMENTE	121	245410	SENSUALMENTE	148	31452	OGGETTO DESIGN	200
EST-53340	PRECISAMENTE	122	245412	SENSUALMENTE	149	31470	OGGETTO DESIGN	201
EST-53345	PRECISAMENTE	122	245400	SENSUALMENTE	149	31472	OGGETTO DESIGN	201
EST-53346	PRECISAMENTE	122	S200	SENSUALMENTE	150	31550	OGGETTO DESIGN	201
EST-53347	PRECISAMENTE	122	55400	INFINITAMENTE	162	31552	OGGETTO DESIGN	201
245320	PRECISAMENTE	123	55402	INFINITAMENTE	162	EST-31350	OGGETTO DESIGN	202
245322	PRECISAMENTE	123	55450	INFINITAMENTE	162	EST-31352	OGGETTO DESIGN	202
245310	PRECISAMENTE	124	55452	INFINITAMENTE	163	EST-31350-180	OGGETTO DESIGN	202
245312	PRECISAMENTE	124	EST-55350-180	INFINITAMENTE	163	EST-31352-180	OGGETTO DESIGN	202
245300	PRECISAMENTE	125	EST-55352-180	INFINITAMENTE	163	EST-31360	OGGETTO DESIGN	203
S203	PRECISAMENTE	125	EST-55360-180	INFINITAMENTE	164	EST-31362	OGGETTO DESIGN	203
54400	SENSUALMENTE	136	EST-55362-180	INFINITAMENTE	164	EST-31360-180	OGGETTO DESIGN	203
54402	SENSUALMENTE	136	55480	INFINITAMENTE	164	EST-31362-180	OGGETTO DESIGN	203
54450	SENSUALMENTE	136	55482	INFINITAMENTE	164	EST-31380	OGGETTO DESIGN	204
54452	SENSUALMENTE	137	55580	INFINITAMENTE	165	EST-31382	OGGETTO DESIGN	204
EST-54350-180	SENSUALMENTE	137	55582	INFINITAMENTE	165	EST-31380-DX	OGGETTO DESIGN	204
EST-54352-180	SENSUALMENTE	137	55490	INFINITAMENTE	165	EST-31382-DX	OGGETTO DESIGN	204
EST-54360-180	SENSUALMENTE	138	55492	INFINITAMENTE	165	EST-31380-SX	OGGETTO DESIGN	205
EST-54362-180	SENSUALMENTE	138	55590	INFINITAMENTE	166	EST-31382-SX	OGGETTO DESIGN	205
54480	SENSUALMENTE	138	55592	INFINITAMENTE	166	31480	OGGETTO DESIGN	205
54482	SENSUALMENTE	138	55500	INFINITAMENTE	166	31482	OGGETTO DESIGN	205
54580	SENSUALMENTE	139	55502	INFINITAMENTE	166	31580	OGGETTO DESIGN	206
54582	SENSUALMENTE	139	55100	INFINITAMENTE	167	31582	OGGETTO DESIGN	206
54490	SENSUALMENTE	139	141055-180	INFINITAMENTE	167	31490	OGGETTO DESIGN	206
54492	SENSUALMENTE	139	EST-55150-180	INFINITAMENTE	167	31492	OGGETTO DESIGN	206
54590	SENSUALMENTE	140	EST-55155-180	INFINITAMENTE	168	31590	OGGETTO DESIGN	207
54592	SENSUALMENTE	140	EST-55160-180	INFINITAMENTE	168	31592	OGGETTO DESIGN	207
54500	SENSUALMENTE	140	EST-55165-180	INFINITAMENTE	168	31330	OGGETTO DESIGN	207
54502	SENSUALMENTE	140	121455	INFINITAMENTE	168	31332	OGGETTO DESIGN	208
54100	SENSUALMENTE	141	122255	INFINITAMENTE	169	31500	OGGETTO DESIGN	208
141054-180	SENSUALMENTE	141	55300-180	INFINITAMENTE	169	31502	OGGETTO DESIGN	208
EST-54150-180	SENSUALMENTE	141	55310-180	INFINITAMENTE	169	31100	OGGETTO DESIGN	209
EST-54155-180	SENSUALMENTE	142	EST-55220-180	INFINITAMENTE	169	141031	OGGETTO DESIGN	209
EST-54160-180	SENSUALMENTE	142	EST-55225-180	INFINITAMENTE	170	EST-31150	OGGETTO DESIGN	210
EST-54165-180	SENSUALMENTE	142	EST-55240-180	INFINITAMENTE	170	EST-31150-180	OGGETTO DESIGN	210
121454	SENSUALMENTE	142	EST-55245-180	INFINITAMENTE	170	EST-31155	OGGETTO DESIGN	210
122254	SENSUALMENTE	143	EST-55250-180	INFINITAMENTE	170	EST-31155-180	OGGETTO DESIGN	211
54300-180	SENSUALMENTE	143	EST-55200-180	INFINITAMENTE	171	EST-31160	OGGETTO DESIGN	211
54310-180	SENSUALMENTE	143	EST-55230-180	INFINITAMENTE	171	EST-31160-180	OGGETTO DESIGN	211

COD.	SERIE   SÉRIE   SERIES	PAG.	COD.	SERIE   SÉRIE   SERIES	PAG.	COD.	SERIE   SÉRIE   SERIES	PAG.
EST-31165	OGGETTO DESIGN	212	33482	OGGETTO3	243	EST-30360-180	OGGETTO	275
EST-31165-180	OGGETTO DESIGN	212	33580	OGGETTO3	243	EST-30362-180	OGGETTO	275
121431	OGGETTO DESIGN	212	33582	OGGETTO3	243	EST-30380	OGGETTO	276
122231	OGGETTO DESIGN	213	33490	OGGETTO3	244	EST-30382	OGGETTO	276
122131	OGGETTO DESIGN	213	33492	OGGETTO3	244	EST-30380-DX	OGGETTO	276
31300	OGGETTO DESIGN	213	33590	OGGETTO3	244	EST-30382-DX	OGGETTO	276
31310	OGGETTO DESIGN	214	33592	OGGETTO3	244	EST-30380-SX	OGGETTO	277
EST-31220	OGGETTO DESIGN	214	33330	OGGETTO3	245	EST-30382-SX	OGGETTO	277
EST-31220-180	OGGETTO DESIGN	214	33332	OGGETTO3	245	30480	OGGETTO	277
EST-31225	OGGETTO DESIGN	215	33500	OGGETTO3	246	30482	OGGETTO	277
EST-31225-180	OGGETTO DESIGN	215	33502	OGGETTO3	246	30580	OGGETTO	278
EST-31240	OGGETTO DESIGN	215	33100	OGGETTO3	246	30582	OGGETTO	278
EST-31240-180	OGGETTO DESIGN	216	141033	OGGETTO3	247	30490	OGGETTO	278
EST-31245	OGGETTO DESIGN	216	EST-33150-180	OGGETTO3	247	30492	OGGETTO	278
EST-31245-180	OGGETTO DESIGN	216	EST-33155-180	OGGETTO3	247	30590	OGGETTO	279
EST-31250	OGGETTO DESIGN	217	EST-33160-180	OGGETTO3	248	30592	OGGETTO	279
EST-31250-180	OGGETTO DESIGN	217	EST-33165-180	OGGETTO3	248	30330	OGGETTO	279
EST-31200	OGGETTO DESIGN	217	121433	OGGETTO3	248	30332	OGGETTO	280
EST-31200-180	OGGETTO DESIGN	217	122233	OGGETTO3	248	30500	OGGETTO	280
EST-31230	OGGETTO DESIGN	218	33300	OGGETTO3	249	30502	OGGETTO	280
EST-31230-180	OGGETTO DESIGN	218	33310	OGGETTO3	249	30100	OGGETTO	281
163140	OGGETTO DESIGN	218	EST-33220-180	OGGETTO3	249	141030	OGGETTO	281
EST-31258	OGGETTO DESIGN	218	EST-33225-180	OGGETTO3	249	EST-30150	OGGETTO	282
EST-31208	OGGETTO DESIGN	219	EST-33240-180	OGGETTO3	250	EST-30150-180	OGGETTO	282
EST-31238	OGGETTO DESIGN	219	EST-33245-180	OGGETTO3	250	EST-30155	OGGETTO	282
083131	OGGETTO DESIGN	219	EST-33250-180	OGGETTO3	250	EST-30155-180	OGGETTO	283
083141	OGGETTO DESIGN	219	EST-33200-180	OGGETTO3	250	EST-30160	OGGETTO	283
EST-31340	OGGETTO DESIGN	220	EST-33230-180	OGGETTO3	251	EST-30160-180	OGGETTO	283
EST-31345	OGGETTO DESIGN	220	163340	OGGETTO3	251	EST-30165	OGGETTO	284
EST-31346	OGGETTO DESIGN	220	EST-33258	OGGETTO3	251	EST-30165-180	OGGETTO	284
EST-31347	OGGETTO DESIGN	220	EST-33208	OGGETTO3	251	121430	OGGETTO	284
243120	OGGETTO DESIGN	221	EST-33238	OGGETTO3	251	122230	OGGETTO	285
243122	OGGETTO DESIGN	221	EST-33340	OGGETTO3	252	122130	OGGETTO	285
243110	OGGETTO DESIGN	222	EST-33345	OGGETTO3	252	30300	OGGETTO	285
243112	OGGETTO DESIGN	222	EST-33346	OGGETTO3	252	30310	OGGETTO	286
243100	OGGETTO DESIGN	223	EST-33347	OGGETTO3	252	EST-30220	OGGETTO	286
S200	OGGETTO DESIGN	223	243320	OGGETTO3	253	EST-30220-180	OGGETTO	286
33400	OGGETTO3	238	243322	OGGETTO3	253	EST-30225	OGGETTO	287
33402	OGGETTO3	238	243310	OGGETTO3	254	EST-30225-180	OGGETTO	287
33450	OGGETTO3	238	243312	OGGETTO3	254	EST-30240	OGGETTO	287
33452	OGGETTO3	239	243300	OGGETTO3	255	EST-30240-180	OGGETTO	288
33470	OGGETTO3	239	S200	OGGETTO3	255	EST-30245	OGGETTO	288
33472	OGGETTO3	239	30400	OGGETTO	272	EST-30245-180	OGGETTO	288
33550	OGGETTO3	240	30402	OGGETTO	272	EST-30250	OGGETTO	289
33552	OGGETTO3	240	30450	OGGETTO	272	EST-30250-180	OGGETTO	289
EST-33350-180	OGGETTO3	240	30452	OGGETTO	272	EST-30200	OGGETTO	289
EST-33352-180	OGGETTO3	240	30470	OGGETTO	273	EST-30200-180	OGGETTO	289
EST-33360-180	OGGETTO3	241	30472	OGGETTO	273	EST-30230	OGGETTO	290
EST-33362-180	OGGETTO3	241	30550	OGGETTO	273	EST-30230-180	OGGETTO	290
EST-33380	OGGETTO3	241	30552	OGGETTO	273	163040	OGGETTO	290
EST-33382	OGGETTO3	241	EST-30350	OGGETTO	274	EST-30258	OGGETTO	290
EST-33380-DX	OGGETTO3	242	EST-30352	OGGETTO	274	EST-30208	OGGETTO	291
EST-33382-DX	OGGETTO3	242	EST-30350-180	OGGETTO	274	EST-30238	OGGETTO	291
EST-33380-SX	OGGETTO3	242	EST-30352-180	OGGETTO	274	083031	OGGETTO	291
EST-33382-SX	OGGETTO3	242	EST-30360	OGGETTO	275	083041	OGGETTO	291
33480	OGGETTO3	243	EST-30362	OGGETTO	275	EST-30340	OGGETTO	292

COD.	SERIE   SÉRIE   SERIES	PAG.	COD.	SERIE   SÉRIE   SERIES	PAG.	COD.	SERIE   SÉRIE   SERIES	PAG.
EST-30345	OGGETTO	292	EST-42155-180	QUADRO	331	EST-28380	STILO	369
EST-30346	OGGETTO	292	EST-42160	QUADRO	332	EST-28382	STILO	370
EST-30347	OGGETTO	292	EST-42160-180	QUADRO	332	EST-28380-DX	STILO	370
243020	OGGETTO	293	EST-42165	QUADRO	332	EST-28382-DX	STILO	370
243022	OGGETTO	293	EST-42165-180	QUADRO	333	EST-28380-SX	STILO	371
243010	OGGETTO	294	121442	QUADRO	333	EST-28382-SX	STILO	371
243012	OGGETTO	294	122242	QUADRO	333	28480	STILO	371
243000	OGGETTO	295	122142	QUADRO	334	28482	STILO	372
5200	OGGETTO	295	42300	QUADRO	334	28580	STILO	372
42410	QUADRO	318	42310	QUADRO	334	28582	STILO	372
42411	QUADRO	318	EST-42220	QUADRO	335	28490	STILO	373
42412	QUADRO	318	EST-42220-180	QUADRO	335	28492	STILO	373
42410A	QUADRO	319	EST-42225	QUADRO	335	28590	STILO	373
42411A	QUADRO	319	EST-42225-180	QUADRO	336	28592	STILO	373
42430	QUADRO	319	EST-42240	QUADRO	336	28330	STILO	374
42432	QUADRO	319	EST-42240-180	QUADRO	336	28332	STILO	374
42460	QUADRO	320	EST-42245	QUADRO	337	28510	STILO	375
42462	QUADRO	320	EST-42245-180	QUADRO	337	28511	STILO	375
42460A	QUADRO	320	EST-42250	QUADRO	337	28512	STILO	375
42462A	QUADRO	321	EST-42200	QUADRO	338	28100	STILO	376
42470	QUADRO	321	EST-42230	QUADRO	338	141028	STILO	376
42472	QUADRO	321	164250	QUADRO	338	EST-28150	STILO	377
42550	QUADRO	321	EST-42258	QUADRO	339	EST-28150-180	STILO	377
42552	QUADRO	322	EST-42208	QUADRO	339	EST-28155	STILO	377
EST-42350	QUADRO	322	EST-42238	QUADRO	339	EST-28155-180	STILO	378
EST-42352	QUADRO	322	084231	QUADRO	340	EST-28160	STILO	378
EST-42350-180	QUADRO	322	084241	QUADRO	340	EST-28160-180	STILO	378
EST-42352-180	QUADRO	323	EST-42340	QUADRO	340	EST-28165	STILO	379
EST-42360	QUADRO	323	EST-42345	QUADRO	341	EST-28165-180	STILO	379
EST-42362	QUADRO	323	EST-42346	QUADRO	341	121428	STILO	379
EST-42360-180	QUADRO	323	EST-42347	QUADRO	341	122228	STILO	380
EST-42362-180	QUADRO	324	244220	QUADRO	342	122128	STILO	380
EST-42380	QUADRO	324	244222	QUADRO	342	28300	STILO	380
EST-42382	QUADRO	324	244210	QUADRO	343	28310	STILO	381
EST-42380-DX	QUADRO	324	244212	QUADRO	343	EST-28220	STILO	381
EST-42382-DX	QUADRO	325	244200	QUADRO	344	EST-28220-180	STILO	381
EST-42380-SX	QUADRO	325	5203	QUADRO	344	EST-28225	STILO	382
EST-42382-SX	QUADRO	325	28410	STILO	364	EST-28225-180	STILO	382
42480	QUADRO	325	28411	STILO	364	EST-28240	STILO	382
42482	QUADRO	326	28412	STILO	364	EST-28240-180	STILO	383
42580	QUADRO	326	28430	STILO	365	EST-28245	STILO	383
42582	QUADRO	326	28432	STILO	365	EST-28245-180	STILO	383
42490	QUADRO	326	28460	STILO	365	EST-28250	STILO	384
42492	QUADRO	327	28462	STILO	366	EST-28200	STILO	384
42590	QUADRO	327	28470	STILO	366	EST-28230	STILO	384
42592	QUADRO	327	28472	STILO	366	162840	STILO	384
42330-180	QUADRO	328	28550	STILO	367	EST-28258	STILO	385
42332-180	QUADRO	328	28552	STILO	367	EST-28208	STILO	385
42510	QUADRO	329	EST-28350	STILO	367	EST-28238	STILO	385
42511	QUADRO	329	EST-28352	STILO	367	082831	STILO	386
42512	QUADRO	329	EST-28350-180	STILO	368	082841	STILO	386
42100	QUADRO	329	EST-28352-180	STILO	368	EST-28340	STILO	386
141042	QUADRO	330	EST-28360	STILO	368	EST-28345	STILO	386
EST-42150	QUADRO	330	EST-28362	STILO	368	EST-28346	STILO	387
EST-42150-180	QUADRO	331	EST-28360-180	STILO	369	EST-28347	STILO	387
EST-42155	QUADRO	331	EST-28362-180	STILO	369	242820	STILO	387



COD.	SERIE   SÉRIE   SERIES	PAG.	COD.	SERIE   SÉRIE   SERIES	PAG.	COD.	SERIE   SÉRIE   SERIES	PAG.
242822	STILO	388	EST-48165-180	TORRE	424	EST-49380	GEMMA	457
242810	STILO	388	122148	TORRE	424	EST-49382	GEMMA	458
242812	STILO	389	121448	TORRE	424	EST-49380-DX	GEMMA	458
242800	STILO	389	121548	TORRE	425	EST-49382-DX	GEMMA	458
S200	STILO	390	122148	TORRE	425	EST-49380-SX	GEMMA	459
48410	TORRE	408	48300	TORRE	425	EST-49382-SX	GEMMA	459
48411	TORRE	408	48310	TORRE	426	49480	GEMMA	459
48412	TORRE	408	EST-48220	TORRE	426	49482	GEMMA	460
48410A	TORRE	409	EST-48220-180	TORRE	426	49580	GEMMA	460
48411A	TORRE	409	EST-48225	TORRE	427	49582	GEMMA	460
48430	TORRE	409	EST-48225-180	TORRE	427	49490	GEMMA	460
48432	TORRE	410	EST-48240	TORRE	427	49492	GEMMA	461
48460	TORRE	410	EST-48240-180	TORRE	428	49590	GEMMA	461
48462	TORRE	410	EST-48245	TORRE	428	49592	GEMMA	461
48460A	TORRE	411	EST-48245-180	TORRE	428	49330	GEMMA	462
48462A	TORRE	411	EST-48250	TORRE	429	49332	GEMMA	462
48470	TORRE	411	EST-48250-180	TORRE	429	49510	GEMMA	463
48472	TORRE	412	EST-48200	TORRE	429	49511	GEMMA	463
48550	TORRE	412	EST-48200-180	TORRE	429	49512	GEMMA	463
48552	TORRE	412	EST-48230	TORRE	430	49100	GEMMA	464
EST-48350	TORRE	413	EST-48230-180	TORRE	430	141049-180	GEMMA	464
EST-48350-180	TORRE	413	164850	TORRE	430	EST-49150	GEMMA	465
EST-48352	TORRE	413	EST-48258	TORRE	431	EST-49150-180	GEMMA	465
EST-48352-180	TORRE	413	EST-48208	TORRE	431	EST-49155	GEMMA	465
EST-48360	TORRE	414	EST-48238	TORRE	431	EST-49155-180	GEMMA	466
EST-48360-180	TORRE	414	084831	TORRE	432	EST-49160	GEMMA	466
EST-48362	TORRE	414	084841	TORRE	432	EST-49160-180	GEMMA	466
EST-48362-180	TORRE	414	EST-48340	TORRE	432	EST-49165	GEMMA	467
EST-48380	TORRE	415	EST-48345	TORRE	432	EST-49165-180	GEMMA	467
EST-48382	TORRE	415	EST-48346	TORRE	433	121449	GEMMA	467
EST-48380-DX	TORRE	415	EST-48347	TORRE	433	122249	GEMMA	468
EST-48382-DX	TORRE	416	244820	TORRE	433	121549	GEMMA	468
EST-48380-SX	TORRE	416	244822	TORRE	434	122149	GEMMA	468
EST-48382-SX	TORRE	416	244810	TORRE	434	49300	GEMMA	468
48480	TORRE	417	244812	TORRE	435	49310	GEMMA	469
48482	TORRE	417	244800	TORRE	435	EST-49220	GEMMA	469
48580	TORRE	417	S203	TORRE	436	EST-49220-180	GEMMA	469
48582	TORRE	417	49410	GEMMA	452	EST-49225	GEMMA	470
48490	TORRE	418	49411	GEMMA	452	EST-49225-180	GEMMA	470
48492	TORRE	418	49412	GEMMA	452	EST-49240	GEMMA	470
48590	TORRE	418	49430	GEMMA	453	EST-49240-180	GEMMA	471
48592	TORRE	418	49432	GEMMA	453	EST-49245	GEMMA	471
48330	TORRE	419	49460	GEMMA	453	EST-49245-180	GEMMA	471
48332	TORRE	419	49462	GEMMA	454	EST-49250	GEMMA	472
48510	TORRE	420	49470	GEMMA	454	EST-49250-180	GEMMA	472
48511	TORRE	420	49472	GEMMA	454	EST-49200	GEMMA	472
48512	TORRE	420	49550	GEMMA	455	EST-49200-180	GEMMA	473
48100	TORRE	420	49552	GEMMA	455	EST-49230	GEMMA	473
141048-180	TORRE	421	EST-49350	GEMMA	455	EST-49230-180	GEMMA	473
EST-48150	TORRE	421	EST-49350-180	GEMMA	456	164940	GEMMA	473
EST-48150-180	TORRE	422	EST-49352	GEMMA	456	EST-49258	GEMMA	473
EST-48155	TORRE	422	EST-49352-180	GEMMA	456	EST-49208	GEMMA	474
EST-48155-180	TORRE	422	EST-49360	GEMMA	456	EST-49238	GEMMA	474
EST-48160	TORRE	423	EST-49360-180	GEMMA	457	084931	GEMMA	474
EST-48160-180	TORRE	423	EST-49362	GEMMA	457	084941	GEMMA	474
EST-48165	TORRE	423	EST-49362-180	GEMMA	457	EST-49340	GEMMA	475

COD.	SERIE   SÉRIE   SERIES	PAG.	COD.	SERIE   SÉRIE   SERIES	PAG.	COD.	SERIE   SÉRIE   SERIES	PAG.
EST-49345	GEMMA	475	G28103	ACCESSORI QUADRI	499	43502	FRANCIACORTA	561
EST-49346	GEMMA	475	G28104	ACCESSORI QUADRI	499	43100	FRANCIACORTA	561
EST-49347	GEMMA	475	RS300	ACCESSORI QUADRI	499	122343	FRANCIACORTA	561
244920	GEMMA	476	RS301	ACCESSORI QUADRI	499	43300	FRANCIACORTA	562
244922	GEMMA	476	G32028N	ACCESSORI QUADRI	500	43310	FRANCIACORTA	562
244910	GEMMA	477	G99100	ACCESSORI OGGETTO	512	EST-43250	FRANCIACORTA	562
244912	GEMMA	477	G99101	ACCESSORI OGGETTO	512	EST-43200	FRANCIACORTA	563
244900	GEMMA	478	G99102	ACCESSORI OGGETTO	512	EST-43230	FRANCIACORTA	563
S200	GEMMA	478	G99103	ACCESSORI OGGETTO	512	244320	FRANCIACORTA	564
KIT-28	ACCESSORI TONDI	484	G99104	ACCESSORI OGGETTO	513	244322	FRANCIACORTA	564
G24046	ACCESSORI TONDI	484	G99105	ACCESSORI OGGETTO	513	244310	FRANCIACORTA	565
BR201	ACCESSORI TONDI	484	G99106	ACCESSORI OGGETTO	513	244312	FRANCIACORTA	565
BR203	ACCESSORI TONDI	485	G99107	ACCESSORI OGGETTO	514	244300	FRANCIACORTA	566
BR106	ACCESSORI TONDI	485	G99108	ACCESSORI OGGETTO	514	S217	FRANCIACORTA	566
G26184	ACCESSORI TONDI	485	G99109	ACCESSORI OGGETTO	514	39400	CRISTALLO	580
G26037	ACCESSORI TONDI	486	G99110	ACCESSORI OGGETTO	515	39402	CRISTALLO	580
G26186	ACCESSORI TONDI	486	G99111	ACCESSORI OGGETTO	515	39450	CRISTALLO	580
G26176	ACCESSORI TONDI	486	G99112	ACCESSORI OGGETTO	515	39452	CRISTALLO	581
G26177	ACCESSORI TONDI	487	G99113	ACCESSORI PROFILO	522	EST-39350	CRISTALLO	581
G26141	ACCESSORI TONDI	487	G99114	ACCESSORI PROFILO	522	EST-39352	CRISTALLO	581
G26173	ACCESSORI TONDI	487	G99115	ACCESSORI PROFILO	522	EST-39360	CRISTALLO	582
SI101	ACCESSORI TONDI	487	G99116	ACCESSORI PROFILO	522	EST-39362	CRISTALLO	582
G28110	ACCESSORI TONDI	488	G99117	ACCESSORI PROFILO	523	39500	CRISTALLO	582
G28111	ACCESSORI TONDI	488	G99118	ACCESSORI PROFILO	523	39502	CRISTALLO	583
G28109	ACCESSORI TONDI	488	G99119	ACCESSORI PROFILO	523	39100	CRISTALLO	583
G28147	ACCESSORI TONDI	488	G99121	ACCESSORI PROFILO	524	122339	CRISTALLO	583
G28090	ACCESSORI TONDI	489	G99123	ACCESSORI PROFILO	524	39300	CRISTALLO	584
G28082	ACCESSORI TONDI	489	G99125	ACCESSORI PROFILO	524	39310	CRISTALLO	584
G28084	ACCESSORI TONDI	489	G99126	ACCESSORI PITAGORA	532	EST-39250	CRISTALLO	584
G28085	ACCESSORI TONDI	489	G99127	ACCESSORI PITAGORA	532	EST-39200	CRISTALLO	585
G28105	ACCESSORI TONDI	490	G99128	ACCESSORI PITAGORA	532	EST-39230	CRISTALLO	585
G28094	ACCESSORI TONDI	490	G99129	ACCESSORI PITAGORA	532	243920	CRISTALLO	586
G28093	ACCESSORI TONDI	490	G99130	ACCESSORI PITAGORA	533	243922	CRISTALLO	586
G28088	ACCESSORI TONDI	490	G99132	ACCESSORI PITAGORA	533	243910	CRISTALLO	587
G28089	ACCESSORI TONDI	491	G99134	ACCESSORI PITAGORA	533	243912	CRISTALLO	587
G28107	ACCESSORI TONDI	491	G99136	ACCESSORI PITAGORA	534	243900	CRISTALLO	588
RS400	ACCESSORI TONDI	492	G99152	ACCESSORI PITAGORA	534	S217	CRISTALLO	588
RS401	ACCESSORI TONDI	492	G99138	ACCESSORI PITAGORA	534	35400	INDY	602
G32028N	ACCESSORI TONDI	492	G99139	ACCESSORI ISPICA	542	35402	INDY	602
KIT-42	ACCESSORI QUADRI	494	G99141	ACCESSORI ISPICA	542	35450	INDY	602
G24047	ACCESSORI QUADRI	494	G99142	ACCESSORI ISPICA	542	35452	INDY	603
BR202	ACCESSORI QUADRI	494	G99143	ACCESSORI ISPICA	543	EST-35350	INDY	603
BR207	ACCESSORI QUADRI	495	G99144	ACCESSORI ISPICA	543	EST-35352	INDY	603
BR113	ACCESSORI QUADRI	495	G99145	ACCESSORI ISPICA	543	EST-35360	INDY	604
G26185	ACCESSORI QUADRI	495	G99147	ACCESSORI ISPICA	544	EST-35362	INDY	604
G26039	ACCESSORI QUADRI	496	G99149	ACCESSORI ISPICA	544	35500	INDY	604
G26188	ACCESSORI QUADRI	496	G99151	ACCESSORI ISPICA	544	35502	INDY	605
G26179	ACCESSORI QUADRI	496	43400	FRANCIACORTA	558	35100	INDY	605
G26180	ACCESSORI QUADRI	497	43402	FRANCIACORTA	558	122335	INDY	605
G26181	ACCESSORI QUADRI	497	43450	FRANCIACORTA	558	35300	INDY	606
G26182	ACCESSORI QUADRI	497	43452	FRANCIACORTA	559	35310	INDY	606
SI102	ACCESSORI QUADRI	497	EST-43350	FRANCIACORTA	559	EST-35250	INDY	606
G28092	ACCESSORI QUADRI	498	EST-43352	FRANCIACORTA	559	EST-35200	INDY	607
G28091	ACCESSORI QUADRI	498	EST-43360	FRANCIACORTA	560	EST-35230	INDY	607
G28086	ACCESSORI QUADRI	498	EST-43362	FRANCIACORTA	560	243520	INDY	608
G28087	ACCESSORI QUADRI	498	43500	FRANCIACORTA	560	243522	INDY	608

COD.	SERIE   SÉRIE   SERIES	PAG.	COD.	SERIE   SÉRIE   SERIES	PAG.	COD.	SERIE   SÉRIE   SERIES	PAG.
243510	INDY	609	54750C-000-CLI	COLLEZIONE COLLETTIVITÀ	653	240200	EPOCA	708
243512	INDY	609	PH08-000	COLLEZIONE COLLETTIVITÀ	653	S116	EPOCA	709
243500	INDY	610	KIT-15C	ACCESSORI VANTAGGIO	656	20401	CROCE	720
S217	INDY	610	BR201	ACCESSORI VANTAGGIO	656	20421	CROCE	720
KIT-35	ACC. ARREDO MODERNO	614	BR203	ACCESSORI VANTAGGIO	656	EST-20390	CROCE	720
G24046	ACC. ARREDO MODERNO	614	BR106	ACCESSORI VANTAGGIO	656	EST-20392	CROCE	721
BR201	ACC. ARREDO MODERNO	614	G26175	ACCESSORI VANTAGGIO	657	20020	CROCE	721
BR203	ACC. ARREDO MODERNO	614	S1103	ACCESSORI VANTAGGIO	657	20501	CROCE	721
BR106	ACC. ARREDO MODERNO	615	S1104	ACCESSORI VANTAGGIO	657	20511	CROCE	721
G26184	ACC. ARREDO MODERNO	615	G32028N	ACCESSORI VANTAGGIO	657	20100	CROCE	722
G26037	ACC. ARREDO MODERNO	615	46401	DIAMANTE	668	123001	CROCE	722
G26176	ACC. ARREDO MODERNO	615	EST-46350	DIAMANTE	668	381010	CROCE	722
G26177	ACC. ARREDO MODERNO	616	EST-46352	DIAMANTE	668	20300	CROCE	723
G26173	ACC. ARREDO MODERNO	616	EST-46360	DIAMANTE	669	20310	CROCE	723
S1101	ACC. ARREDO MODERNO	616	EST-46362	DIAMANTE	669	EST-20210	CROCE	723
G32028N	ACC. ARREDO MODERNO	616	46501	DIAMANTE	669	EST-20340	CROCE	723
15401	DOMUS+	628	46100	DIAMANTE	670	242010	CROCE	724
EST-15350	DOMUS+	628	122346	DIAMANTE	670	242000	CROCE	724
EST-15352	DOMUS+	628	46300	DIAMANTE	670	S216	CROCE	725
EST-15360	DOMUS+	629	46310	DIAMANTE	671	KIT-46C	ACC. CERA UNA VOLTA...	728
EST-15362	DOMUS+	629	EST-46250	DIAMANTE	671	KIT-19C	ACC. CERA UNA VOLTA...	728
15501	DOMUS+	629	EST-46200	DIAMANTE	671	BR209	ACC. CERA UNA VOLTA...	728
15100	DOMUS+	630	EST-46230	DIAMANTE	671	BR106	ACC. CERA UNA VOLTA...	728
122315	DOMUS+	630	244610	DIAMANTE	672	G26044	ACC. CERA UNA VOLTA...	729
15300	DOMUS+	630	244600	DIAMANTE	672	G26117	ACC. CERA UNA VOLTA...	729
15310	DOMUS+	631	S116	DIAMANTE	673	G26150	ACC. CERA UNA VOLTA...	729
EST-15250	DOMUS+	631	19401	ANTICA	686	S1103	ACC. CERA UNA VOLTA...	729
15250	DOMUS+	631	EST-19350	ANTICA	686	S1104	ACC. CERA UNA VOLTA...	730
EST-15200	DOMUS+	631	EST-19352	ANTICA	686	G84001	ACC. CERA UNA VOLTA...	730
15200	DOMUS+	632	EST-19360	ANTICA	687	G32028N	ACC. CERA UNA VOLTA...	730
EST-15230	DOMUS+	632	EST-19362	ANTICA	687	CD210AI	COLONNE DOCCIA	744
15230	DOMUS+	632	19501	ANTICA	687	CD204	COLONNE DOCCIA	744
S218	DOMUS+	634	19100	ANTICA	688	CD203	COLONNE DOCCIA	745
14401	PUNTA+	644	122319	ANTICA	688	CD202	COLONNE DOCCIA	745
14450	PUNTA+	644	19300	ANTICA	688	CD201	COLONNE DOCCIA	746
14452	PUNTA+	644	19310	ANTICA	689	244220	COLONNE DOCCIA	746
EST-14350	PUNTA+	645	EST-19250	ANTICA	689	244222	COLONNE DOCCIA	747
EST-14352	PUNTA+	645	EST-19200	ANTICA	689	244210	COLONNE DOCCIA	747
EST-14360	PUNTA+	645	EST-19230	ANTICA	689	244212	COLONNE DOCCIA	748
EST-14362	PUNTA+	645	241910	ANTICA	690	244200	COLONNE DOCCIA	748
14501	PUNTA+	646	241900	ANTICA	690	242820	COLONNE DOCCIA	749
14100	PUNTA+	646	S216	ANTICA	691	242822	COLONNE DOCCIA	749
122314	PUNTA+	646	02401	EPOCA	704	242810	COLONNE DOCCIA	750
14300	PUNTA+	647	EST-02350	EPOCA	704	242812	COLONNE DOCCIA	750
14310	PUNTA+	647	EST-02352	EPOCA	704	242800	COLONNE DOCCIA	751
EST-14250	PUNTA+	647	EST-02360	EPOCA	705	234220	COLONNE DOCCIA	751
14250	PUNTA+	648	EST-02362	EPOCA	705	234222	COLONNE DOCCIA	752
EST-14200	PUNTA+	648	02501	EPOCA	705	234210	COLONNE DOCCIA	752
14200	PUNTA+	648	02100	EPOCA	706	234212	COLONNE DOCCIA	753
EST-14230	PUNTA+	649	122302	EPOCA	706	234200	COLONNE DOCCIA	753
14230	PUNTA+	649	02300	EPOCA	706	232820	COLONNE DOCCIA	754
S211	PUNTA+	649	02310	EPOCA	707	232822	COLONNE DOCCIA	754
14400C-000-CLI	COLLEZIONE COLLETTIVITÀ	652	EST-02250	EPOCA	707	232810	COLONNE DOCCIA	755
14401C-000-CLI	COLLEZIONE COLLETTIVITÀ	652	EST-02200	EPOCA	707	232812	COLONNE DOCCIA	755
14310C-CLI-G26	COLLEZIONE COLLETTIVITÀ	652	EST-02230	EPOCA	707	232800	COLONNE DOCCIA	756
14250C-BOX-CLI	COLLEZIONE COLLETTIVITÀ	653	240210	EPOCA	708	224220	COLONNE DOCCIA	756


COD.	SERIE   SÉRIE   SERIES	PAG.	COD.	SERIE   SÉRIE   SERIES	PAG.	COD.	SERIE   SÉRIE   SERIES	PAG.
224222	COLONNE DOCCIA	757	G26121	SOFFIONI	802	G26080	DOCCETTE	826
224210	COLONNE DOCCIA	757	G26136	SOFFIONI	803	G26081	DOCCETTE	826
224212	COLONNE DOCCIA	758	G26135	SOFFIONI	803	G26204	DOCCETTE	826
224200	COLONNE DOCCIA	758	G26189	SOFFIONI	803	G26013	DOCCETTE	827
222820	COLONNE DOCCIA	759	G26190	SOFFIONI	804	G26122	DOCCETTE	827
222822	COLONNE DOCCIA	759	G26191	SOFFIONI	804	G26109	DOCCETTE	827
222810	COLONNE DOCCIA	760	G26167	SOFFIONI	804	G26089	DOCCETTE	828
222812	COLONNE DOCCIA	760	G26175	SOFFIONI	805	G26096	DOCCETTE	828
222800	COLONNE DOCCIA	761	G26176	SOFFIONI	805	G26059	DOCCETTE	828
G26123	CROMOTERAPIA	765	G26177	SOFFIONI	805	G26063	DOCCETTE	829
G26124	CROMOTERAPIA	765	G26141	SOFFIONI	805	G50026	TUBI FLESSIBILI	830
G26125	CROMOTERAPIA	765	G26178	SOFFIONI	806	G50006	TUBI FLESSIBILI	830
G26126	CROMOTERAPIA	766	G26179	SOFFIONI	806	G50005	TUBI FLESSIBILI	830
G26134	CROMOTERAPIA	766	G26180	SOFFIONI	806	G50001	TUBI FLESSIBILI	830
G26231NO	SOFFIONI DESIGN	786	G26181	SOFFIONI	806	G50009	TUBI FLESSIBILI	831
G26232NO	SOFFIONI DESIGN	786	G26016	SOFFIONI	807	G50019	TUBI FLESSIBILI	831
BR212	SOFFIONI DESIGN	786	G26184	SOFFIONI	807	G50002	TUBI FLESSIBILI	831
G26142	SOFFIONI DESIGN	787	G26037	SOFFIONI	807	G50034	TUBI FLESSIBILI	831
G26143	SOFFIONI DESIGN	787	G26186	SOFFIONI	807	G24089	PRESE ACQUA E SUPPORTI	833
G26168	SOFFIONI DESIGN	787	G26006	SOFFIONI	808	G24090	PRESE ACQUA E SUPPORTI	833
G26151	SOFFIONI DESIGN	788	G26185	SOFFIONI	808	G24045	PRESE ACQUA E SUPPORTI	833
G26152	SOFFIONI DESIGN	788	G26039	SOFFIONI	808	G24047	PRESE ACQUA E SUPPORTI	833
G26155	SOFFIONI DESIGN	788	G26188	SOFFIONI	808	G24046	PRESE ACQUA E SUPPORTI	834
G26156	SOFFIONI DESIGN	789	G26056	SOFFIONI	809	G24003	PRESE ACQUA E SUPPORTI	834
G26165	SOFFIONI DESIGN	789	G26078	SOFFIONI	809	G24005	PRESE ACQUA E SUPPORTI	834
G26166	SOFFIONI DESIGN	789	G26032	SOFFIONI	809	G24050	PRESE ACQUA E SUPPORTI	835
G26157	SOFFIONI DESIGN	790	G26079	SOFFIONI	809	G24023	PRESE ACQUA E SUPPORTI	835
G26158	SOFFIONI DESIGN	790	G26044	SOFFIONI	810	G24042	PRESE ACQUA E SUPPORTI	835
G26159	SOFFIONI DESIGN	790	G26117	SOFFIONI	810	EST-264230	SHUT OFF	840
G26160	SOFFIONI DESIGN	791	G26150	SOFFIONI	810	EST-264235	SHUT OFF	840
G26161	SOFFIONI DESIGN	791	G28146	CASCATA	812	EST-262830	SHUT OFF	841
G26162	SOFFIONI DESIGN	791	G28095	CASCATA	812	EST-262835	SHUT OFF	841
G26215	SOFFIONI	796	G28098	CASCATA	812	EST-264240	SHUT OFF	842
G26216	SOFFIONI	796	G28081	CASCATA	813	EST-262840	SHUT OFF	842
G26217	SOFFIONI	796	G28099	CASCATA	813	262810	SHUT OFF	843
BR211	SOFFIONI	796	G28101	CASCATA	813	264210	SHUT OFF	843
G26218	SOFFIONI	797	G26182	BODY JETS	814	G98001C	PLACCHE WC	844
G26219	SOFFIONI	797	G26173	BODY JETS	814	G65011	PASSO RAPIDO	844
G26220	SOFFIONI	797	BR212	BRACCI DOCCIA	816	G65012	PASSO RAPIDO	844
G26221	SOFFIONI	797	BR202	BRACCI DOCCIA	816	G65017	PASSO RAPIDO	845
G26222	SOFFIONI	798	BR207	BRACCI DOCCIA	816	G65018	PASSO RAPIDO	845
G26223	SOFFIONI	798	BR201	BRACCI DOCCIA	816	G65019	PASSO RAPIDO	845
G26224	SOFFIONI	798	BR203	BRACCI DOCCIA	817	G65020	PASSO RAPIDO	845
G26225	SOFFIONI	798	BR209	BRACCI DOCCIA	817	72900AI	CUCINA INOX	869
G26226	SOFFIONI	799	BR210	BRACCI DOCCIA	817	72950AI	CUCINA INOX	869
G26227	SOFFIONI	799	BR211	BRACCI DOCCIA	818	72800AI	CUCINA INOX	869
G26228	SOFFIONI	799	BR113	BRACCI DOCCIA	818	28820	CUCINA MODERNI	871
G26229	SOFFIONI	799	BR106	BRACCI DOCCIA	818	49750	CUCINA MODERNI	871
G26230	SOFFIONI	800	BR114	BRACCI DOCCIA	818	49760	CUCINA MODERNI	871
G26127	SOFFIONI	800	S203	SALISCENDI	820	28750	CUCINA MODERNI	872
G26128	SOFFIONI	800	S200	SALISCENDI	820	28760	CUCINA MODERNI	872
G26129	SOFFIONI	800	S116	SALISCENDI	821	07950	CUCINA MODERNI	872
G26130	SOFFIONI	801	S216	SALISCENDI	821	28810	CUCINA MODERNI	873
G26131	SOFFIONI	801	S217	SALISCENDI	822	42810	CUCINA MODERNI	873
G26132	SOFFIONI	801	S218	SALISCENDI	822	28700	CUCINA MODERNI	873
G26133	SOFFIONI	802	S211	SALISCENDI	823	28710	CUCINA MODERNI	874

COD.	SERIE   SÉRIE   SERIES	PAG.	COD.	SERIE   SÉRIE   SERIES	PAG.	COD.	SERIE   SÉRIE   SERIES	PAG.
84750	CUCINA MODERNI	874	PI108-000	PILETTE	899	VG20049N	DEVIATORI	909
42950	CUCINA MODERNI	874	G32021	PILETTE	899	VG20052N	DEVIATORI	909
28600	CUCINA MODERNI	875	G32009	PILETTE	900	VG20053N	DEVIATORI	910
28800	CUCINA MODERNI	875	G32024	PILETTE	900	VG20054N	DEVIATORI	910
62750	CUCINA MODERNI	875	G32021-017	PILETTE	900	VG20055N	DEVIATORI	910
28850	CUCINA MODERNI	876	G32021-027	PILETTE	901	VG20056N	DEVIATORI	910
39600	CUCINA MODERNI	876	G32022	PILETTE	901	VG20057N	DEVIATORI	910
69950	CUCINA MODERNI	876	VG48002N	TUBI FLESSIBILI	903	VG20058N	DEVIATORI	910
70950	CUCINA MODERNI	877	VG48003N	TUBI FLESSIBILI	903	VG20059N	DEVIATORI	910
70950BI-TB	CUCINA MODERNI	877	VG48008N	TUBI FLESSIBILI	903	VG20060N	DEVIATORI	910
70950GO-TG	CUCINA MODERNI	877	VG48006N	TUBI FLESSIBILI	903	VG20061N	DEVIATORI	911
70950NO-TN	CUCINA MODERNI	878	VG48059N	TUBI FLESSIBILI	903	VG20062N	DEVIATORI	911
70950TN	CUCINA MODERNI	878	VG48060N	TUBI FLESSIBILI	903	VG20105XX	DEVIATORI	911
70950TB	CUCINA MODERNI	878	VG48061N	TUBI FLESSIBILI	903	VG20106XX	DEVIATORI	911
70950TG	CUCINA MODERNI	879	VG48063N	TUBI FLESSIBILI	903	VG20107XX	DEVIATORI	911
64710	CUCINA MODERNI	879	VG48038N	TUBI FLESSIBILI	903	VG20109XX	DEVIATORI	911
46760	CUCINA ANTICHI	882	VG48037N	TUBI FLESSIBILI	904	VG20117XX	DEVIATORI	911
63760	CUCINA ANTICHI	882	VG21023N	CARTUCCE MISCELATRICI	904	VG20121XX	DEVIATORI	912
02760	CUCINA ANTICHI	882	VG21029N	CARTUCCE MISCELATRICI	904	VG20130XX	DEVIATORI	912
61750	CUCINA ANTICHI	883	VG21024N	CARTUCCE MISCELATRICI	904	VG20131N	DEVIATORI	912
56950	CUCINA ANTICHI	883	VG21028N	CARTUCCE MISCELATRICI	904	VG20137N	DEVIATORI	912
61730	CUCINA ANTICHI	883	VG21036N	CARTUCCE MISCELATRICI	904	G28080XX	DEVIATORI	912
57850	CUCINA ANTICHI	884	VG21037N	CARTUCCE MISCELATRICI	904	VA76026N	AREATORI E SNODI	912
87910	CUCINA ANTICHI	884	VG21016N	CARTUCCE MISCELATRICI	905	VA76027N	AREATORI E SNODI	912
87900	CUCINA ANTICHI	884	VG21032N	CARTUCCE MISCELATRICI	905	VA76028N	AREATORI E SNODI	912
52750	CUCINA ECO	887	VG21018N	CARTUCCE MISCELATRICI	905	VA76039N	AREATORI E SNODI	913
52760	CUCINA ECO	887	VG21038N	CARTUCCE MISCELATRICI	905	VA76041N	AREATORI E SNODI	913
53700	CUCINA ECO	887	VG21021N	CARTUCCE MISCELATRICI	905	VA76042N	AREATORI E SNODI	913
86750	CUCINA ECO	887	VG21030N	CARTUCCE MISCELATRICI	905	VA76043N	AREATORI E SNODI	913
53710	CUCINA ECO	888	VG21022N	CARTUCCE MISCELATRICI	905	VA76055N	AREATORI E SNODI	913
51900	CUCINA ECO	888	VG21031N	CARTUCCE MISCELATRICI	905	VA76059N	AREATORI E SNODI	913
54750	CUCINA ECO	888	VG21035N	CARTUCCE MISCELATRICI	906	VG76010XX	AREATORI E SNODI	913
58900	CUCINA ECO	888	VG21040N	CARTUCCE MISCELATRICI	906	VG76011XX	AREATORI E SNODI	913
55850	CUCINA ECO	889	VG21027N	CARTUCCE MISCELATRICI	906	VG76016XX	AREATORI E SNODI	914
55840	CUCINA ECO	889	VG21042N	CARTUCCE MISCELATRICI	906	VG76018N	AREATORI E SNODI	914
55870	CUCINA ECO	889	VG22015N	CARTUCCEMETERMOSTATICHE	906	VG76025XX	AREATORI E SNODI	914
55880	CUCINA ECO	889	VG22016N	CARTUCCEMETERMOSTATICHE	906	VG76030XX	AREATORI E SNODI	914
RS400	RUBINETTI SOTTOLAVABO	893	VG22158N	CARTUCCEMETERMOSTATICHE	906	VG76031N	AREATORI E SNODI	914
RS401	RUBINETTI SOTTOLAVABO	893	VG22163N	CARTUCCEMETERMOSTATICHE	907	VG76032N	AREATORI E SNODI	914
RS300	RUBINETTI SOTTOLAVABO	893	V062030N	CARTUCCEMETERMOSTATICHE	907	VG76033XX	AREATORI E SNODI	914
RS301	RUBINETTI SOTTOLAVABO	893	V062031N	CARTUCCEMETERMOSTATICHE	907	VG76013XX	AREATORI E SNODI	914
RS201	RUBINETTI SOTTOLAVABO	894	VG22002N	VITONI	907	VG76014XX	AREATORI E SNODI	915
RS202	RUBINETTI SOTTOLAVABO	894	VG22001N	VITONI	907	VG76024XX	AREATORI E SNODI	915
RS115	RUBINETTI SOTTOLAVABO	894	VG22008N	VITONI	907	VG76026XX	AREATORI E SNODI	915
RS207	RUBINETTI SOTTOLAVABO	894	VG22056N	VITONI	908	VG76027XX	AREATORI E SNODI	915
RS208	RUBINETTI SOTTOLAVABO	895	VG22057N	VITONI	908	VG76029XX	AREATORI E SNODI	915
RS209	RUBINETTI SOTTOLAVABO	895	VG22167N	VITONI	908	VG76035XX	AREATORI E SNODI	915
RS210	RUBINETTI SOTTOLAVABO	895	VG22168N	VITONI	908	VG76038XX	AREATORI E SNODI	915
SI102	SIFONI	897	VG22169N	VITONI	908	G95116C	PIASTRE	916
SI101	SIFONI	897	VG22164N	VITONI	908	G95129C	PIASTRE	916
SI103	SIFONI	897	V209001C	DEVIATORI	909	G95110C	PIASTRE	916
SI104	SIFONI	897	VG20042N	DEVIATORI	909	G95109C	PIASTRE	916
PI101-007	PILETTE	898	VG20044N	DEVIATORI	909	G95132C	PIASTRE	916
PI102-007	PILETTE	898	VG20045N	DEVIATORI	909	G95182C	PIASTRE	916
PI101-017	PILETTE	898	VG20046N	DEVIATORI	909	G95181C	PIASTRE	916
PI101-027	PILETTE	899	VG20047N	DEVIATORI	909	G95117C	PIASTRE	916

COD.	SERIE   SÉRIE   SERIES	PAG.	COD.	SERIE   SÉRIE   SERIES	PAG.	COD.	SERIE   SÉRIE   SERIES	PAG.
G95130C	PIASTRE	917	VA34035XX-AR	MANIGLIE E LEVE	923	VG36053XX-AR	MANIGLIE E LEVE	927
G95113C	PIASTRE	917	VA34035XX-AR-180	MANIGLIE E LEVE	923	VG36060XX-AR	MANIGLIE E LEVE	927
G95112C	PIASTRE	917	VA34036C-AR-180	MANIGLIE E LEVE	923	VG34082XX-AR	MANIGLIE E LEVE	928
G95175C	PIASTRE	917	VA34039XX-AR	MANIGLIE E LEVE	923	VA37091C	MANIGLIE E LEVE	928
G95180C	PIASTRE	917	VA34040XX-AR	MANIGLIE E LEVE	923	VG37005XX	MANIGLIE E LEVE	928
G95183C	PIASTRE	917	VA34051XX-AR-180	MANIGLIE E LEVE	923	VG37053XX	MANIGLIE E LEVE	928
G95103C	PIASTRE	917	VA34053C-AR-180	MANIGLIE E LEVE	923	VG37055XX	MANIGLIE E LEVE	928
G95104C	PIASTRE	917	VA34058XX-AR	MANIGLIE E LEVE	923	VG37055XX-AR	MANIGLIE E LEVE	928
VG72051N	KIT FISSAGGIO	918	VA34058XX-AR-180	MANIGLIE E LEVE	923	VG37055XX-AR-180	MANIGLIE E LEVE	928
VG72049N	KIT FISSAGGIO	918	VA34058XX-AR-90	MANIGLIE E LEVE	923	VG37056XX	MANIGLIE E LEVE	928
VG72050N	KIT FISSAGGIO	918	VA34059XX-AR	MANIGLIE E LEVE	923	VG37057XX	MANIGLIE E LEVE	928
VG72027N	KIT FISSAGGIO	918	VA34059XX-AR-180	MANIGLIE E LEVE	923	VG37057XX-AR	MANIGLIE E LEVE	928
VG72052N	KIT FISSAGGIO	918	VA34060XX-AR	MANIGLIE E LEVE	924	VG37057XX-AR-180	MANIGLIE E LEVE	928
VG72031N	KIT FISSAGGIO	918	VA34061XX-AR	MANIGLIE E LEVE	924	VG37083XX	MANIGLIE E LEVE	928
VG72032N	KIT FISSAGGIO	918	VA34061XX-AR-180	MANIGLIE E LEVE	924	VG37083XX-AR	MANIGLIE E LEVE	928
VG72033N	KIT FISSAGGIO	918	VA34062XX-AR	MANIGLIE E LEVE	924	VG37083XX-AR-180	MANIGLIE E LEVE	928
VG72034N	KIT FISSAGGIO	918	VA34062XX-AR-180	MANIGLIE E LEVE	924	VG37083XX-AR-90	MANIGLIE E LEVE	928
VG72035N	KIT FISSAGGIO	918	VA34062XX-AR-90	MANIGLIE E LEVE	924	VG37084XX-SER	MANIGLIE E LEVE	929
VG72040N	KIT FISSAGGIO	919	VA34063XX-AR	MANIGLIE E LEVE	924	VG37084XX-SER-2	MANIGLIE E LEVE	929
VG72043N	KIT FISSAGGIO	919	VA34063XX-AR-180	MANIGLIE E LEVE	924	VG37027XX-SER	MANIGLIE E LEVE	929
VG72053N	KIT FISSAGGIO	919	VA34064XX-AR	MANIGLIE E LEVE	924	VG37027XX-SER-2	MANIGLIE E LEVE	929
VG72078N	KIT FISSAGGIO	919	VA34064XX-AR-180	MANIGLIE E LEVE	924	VG34081XX-SER	MANIGLIE E LEVE	929
VG72013N	KIT FISSAGGIO	919	VA34068N-AR-180	MANIGLIE E LEVE	925	VG34081XX-SER-2	MANIGLIE E LEVE	929
VG72093N	KIT FISSAGGIO	919	VA34070XX-AR	MANIGLIE E LEVE	925	VG37028XX-SER	MANIGLIE E LEVE	929
PRO-340	PROLUNGHE INCASSI	920	VA34070XX-AR-180	MANIGLIE E LEVE	925	VG37028XX-SER-2	MANIGLIE E LEVE	929
PRO-380	PROLUNGHE INCASSI	920	VA34070XX-AR-90	MANIGLIE E LEVE	925			
PRO-210	PROLUNGHE INCASSI	920	VA34091XX-AR	MANIGLIE E LEVE	925			
PRO-250	PROLUNGHE INCASSI	920	VA34092N-AR-180	MANIGLIE E LEVE	925			
PRO-200/230	PROLUNGHE INCASSI	920	VA34109XX-AR	MANIGLIE E LEVE	925			
PRO-350/360	PROLUNGHE INCASSI	920	VG37024XX	MANIGLIE E LEVE	925			
PRO-150/220	PROLUNGHE INCASSI	920	VG34021XX-65-AR-180	MANIGLIE E LEVE	925			
PRO-345/346/	PROLUNGHE INCASSI	920	VG34031XX-100-AR	MANIGLIE E LEVE	925			
PRO-390	PROLUNGHE INCASSI	920	VA66040N	MANIGLIE E LEVE	925			
PRO-20340	PROLUNGHE INCASSI	920	VG34054XX	MANIGLIE E LEVE	926			
PRO-G65	PROLUNGHE INCASSI	921	VG34054XX-AR	MANIGLIE E LEVE	926			
PRO-258	PROLUNGHE INCASSI	921	VG34054XX-AR-180	MANIGLIE E LEVE	926			
PRO-208	PROLUNGHE INCASSI	921	VG34054XX-AR-90	MANIGLIE E LEVE	926			
PRO-238	PROLUNGHE INCASSI	921	VG34055XX	MANIGLIE E LEVE	926			
VG78016XX	KIT MONTAGGIO MISCELATORI	921	VG34055XX-AR	MANIGLIE E LEVE	926			
VG78003XX	KIT MONTAGGIO MISCELATORI	921	VG34055XX-AR-180	MANIGLIE E LEVE	926			
VG78034XX	KIT MONTAGGIO MISCELATORI	921	VG34055XX-AR-90	MANIGLIE E LEVE	926			
361004XX	MANIGLIE E LEVE	922	VG34056XX-100-AR	MANIGLIE E LEVE	926			
361005XX	MANIGLIE E LEVE	922	VG34056XX-35-AR	MANIGLIE E LEVE	926			
VA34007XX-AR	MANIGLIE E LEVE	922	VG34056XX-35-AR-90	MANIGLIE E LEVE	926			
VA34007XX-AR-180	MANIGLIE E LEVE	922	VG34056XX-65-AR	MANIGLIE E LEVE	926			
VA34010XX-AR	MANIGLIE E LEVE	922	VG34056XX-65-AR-180	MANIGLIE E LEVE	926			
VA34010XX-AR-180	MANIGLIE E LEVE	922	VG34083XX-AR	MANIGLIE E LEVE	926			
VA34011XX-AR	MANIGLIE E LEVE	922	VG34095XX	MANIGLIE E LEVE	927			
VA34011XX-AR-180	MANIGLIE E LEVE	922	VG34096XX	MANIGLIE E LEVE	927			
VA34026XX-AR	MANIGLIE E LEVE	922	VG34097XX	MANIGLIE E LEVE	927			
VA34026XX-AR-180	MANIGLIE E LEVE	922	VG34098XX	MANIGLIE E LEVE	927			
VA34030XX-AR	MANIGLIE E LEVE	922	VG34104XX-AR	MANIGLIE E LEVE	927			
VA34030XX-AR-180	MANIGLIE E LEVE	922	VG34104XX-AR-180	MANIGLIE E LEVE	927			
VA34030XX-AR-90	MANIGLIE E LEVE	922	VG34104XX-AR-90	MANIGLIE E LEVE	927			
VA34034XX-AR	MANIGLIE E LEVE	922	VG34107XX-100-AR	MANIGLIE E LEVE	927			
VA34034XX-AR-180	MANIGLIE E LEVE	922	VG36005XX-AR	MANIGLIE E LEVE	927			


ARTIS  
**PRODUZIONE** | PRODUCTION | PRODUCTION

---




**PROGETTAZIONE A MANO LIBERA E  
MODELLAZIONE SOLIDWORKS 3D**

Project freehand and 3d design.  
Conception à main levée et 3D.




**LAVORAZIONI CON CENTRI DI  
LAVORAZIONE DA BARRA DI  
COMPONENTI E PRODOTTI DI  
OTTONE E INOX**

CNC working stations for components  
from brass bar and stainless steel.  
Centres d'usinage pour composants en  
barres de laiton ou en acier inox .




**TEST DI PERFORMANCE RUBINETTI  
TERMOSTATICI E TARATURE  
CARTUCCE**

Performances tests of the thermostatic  
mixers and cartridges calibration.  
Test de performance pour la robinetterie  
thermostatique et calibrage des  
cartouches.



**LAVORAZIONE DEI CORPO FUSI  
O STAMPATI CON TRANSFER E  
MACCHINARI O ROBOT**

Transfers and robots for the machining  
of casted and forged bodies.  
Traitement des corps moulés ou imprimés  
avec machines Transfert ou Robot.



**METROLOGIA E CONTROLLO  
TOLLERANZE E VERIFICA TECNICA  
DI TUTTE LE MISURE**

Metrology and technical control of the  
tolerances on all dimensions  
Métrologie, contrôle tolérance et  
vérification technique des mesures



**TEST DI TENUTA AD ACQUA  
PER VERIFICA CORRETTO  
FUNZIONAMENTO, AD  
IMMERSIONE O AD ARIA  
CON MACCHINARI AUTOMATICI**

Water submerging tightness tests or by  
air with automatic machines, working  
correct. Test d'étanchéité à l'eau et à  
l'air par machines automatiques.

ARTIS

# CERTIFICAZIONI | CERTIFICATIONS | CERTIFICATIONS

---



ARTIS

# ASSOCIAZIONI | ASSOCIATIONS - ASSOCIATIONS

---





ARTIS

# CONDIZIONI GENERALI DI VENDITA

**LE PRESENTI CONDIZIONI GENERALI, DISCIPLINANO TUTTI GLI ATTUALI E FUTURI CONTRATTI DI VENDITA FRA LE PARTI, SALVO EVENTUALI DEROGHE SPECIFICAMENTE CONCORDATE PER ISCRITTO.**

## ACCETTAZIONE ORDINI

La commissione è sempre subordinata all'approvazione della Casa Venditrice. Le condizioni di vendita si intendono accettate dal committente al momento del conferimento dell'ordine e con il ritiro del materiale.

## CONSEGNA E RESA DELLE MERCI

La merce è resa franco deposito di partenza e viaggio a rischio e pericolo del committente. Il venditore si riserva di poter effettuare consegne parziali.

## SPEDIZIONI

Le quantità devono essere verificate all'atto del ricevimento ed eventuali discordanze vanno annotate sulla bolla di consegna mediante accettazione "con riserva".

## TERMINI DI CONSEGNA

I termini di consegna, eventualmente indicati, sono sempre forniti a puro titolo indicativo e non vincolante.

## GARANZIA

Il venditore garantisce la conformità dei prodotti forniti; con il termine di conformità dei prodotti si intende che essi corrispondano per qualità, quantità e tipo a quanto stabilito nel contratto e che sono esenti da vizi che potrebbero renderli non idonei all'uso cui sono destinati. La garanzia per vizi è limitata ai soli difetti dei prodotti conseguenti a difetti di progettazione, di materiale o di costruzione riconducibili al venditore, e non si applica nel caso in cui il compratore non provi di aver effettuato una corretta conservazione dei prodotti e di non averli modificati senza il consenso della Artis srl. La Artis srl non risponde dei difetti di conformità dei prodotti dovuti all'usura normale di quelle parti che, per loro natura sono soggette a usura rapida e continua.

**THESE GENERAL TERMS AND CONDITIONS GOVERN ALL PRESENT AND FUTURE SALES CONTRACTS BETWEEN THE PARTIES, BARRING ANY EXCEPTIONS SPECIFICALLY AGREED IN WRITING.**

## ORDER ACCEPTANCE

The commission is always subject to the approval of the Home Seller. The sales conditions are accepted by the customer at the time of placing the order and with the withdrawal of the material.

## DELIVERY AND RETURN OF GOODS

The goods are delivered ex starting deposit and travel at risk and peril. The seller reserves the right to make partial deliveries.

## SHIPMENTS

The amount must be verified upon receipt and any discrepancies shall be noted on the delivery note by acceptance "with reserve".

## TERMS OF DELIVERY

The terms of delivery, if indicated, is provided on a purely indicative and not binding.

## WARRANTY

The seller guarantees the conformity of the products supplied; the term of compliance of products means that they correspond to quality, quantity and type as defined in the contract and that are free of defects that could render them unfit for their intended purpose. The warranty for defects is limited to defects in products resulting from defects in design, material or manufacturing attributable to the seller, and does not apply in the event that the buyer does not prove that he has made a correct storage of the products and not to have them modified without the consent of the Artis Ltd. The Artis srl is not liable for any lack of conformity of the product due to normal wear of those parts which, by their nature, are subject to rapid and continuous wear.

**LES PRESENTS CONDITIONS GÉNÉRALES DE VENTE VONT REGLER TOUS LES CONTRATS DE VENTE ACTUELS ET FUTURS ENTRE LES PARTIES, À L'EXCEPTION DES ACCORDS SPÉCIFIQUEMENT CONVENUES PAR ÉCRIT.**

## ACCEPTATION DE LA COMMANDE

La commission est toujours soumise à l'approbation du vendeur. Les conditions de vente s'entendent acceptées par le client au moment de la passation de la commande et à l'enlèvement du matériel.

## LIVRAISON ET RETOUR DE MARCHANDISES

Les marchandises sont livrées départ entrepôt de départ et voyagent aux risques et périls du client. Le vendeur se réserve le droit d'effectuer des livraisons partielles.

## LIVRAISON

Les quantités doivent être vérifiées à la réception et les écarts doivent être notés sur le bon de livraison par acceptation «conditionnelle».

## CONDITIONS DE LIVRAISON

Les conditions de livraison, éventuellement indiquées, sont toujours fournies à titre indicatif et non contraignant.

## GARANTIE

Le vendeur garantit la conformité des produits fournis; le terme de conformité des produits signifie qu'ils correspondent en qualité, quantité et type à ce qui est établi dans le contrat et qu'ils sont exempts de défauts qui pourraient les rendre impropres à l'usage prévu. La garantie des défauts est limitée uniquement aux défauts des produits résultant de défauts de conception, de matériau ou de construction imputables au vendeur, et ne s'applique pas si l'acheteur ne prouve pas avoir effectué une conservation correcte des produits et ne pas les avoir modifié sans le consentement d'Artis srl. Artis srl n'est pas responsable des défauts de conformité des produits dus à l'usage normale de ces pièces qui, de par leur nature, sont soumises à une usure rapide et continue.

## GENERAL CONDITIONS OF SALE | CONDITIONS GENERALES DE VENTE

**PREZZI**

I prezzi riportati nei listini non sono vincolanti. La Artis srl si riserva la facoltà di variare i prezzi di vendita in qualsiasi momento senza nessun preavviso. I prezzi non comprendono IVA.

**PAGAMENTI**

L'eventuale ritardo del pagamento comporterà l'addebito di interessi di mora al tasso corrente.

La Artis srl si riserva la facoltà di sospendere eventuali ordini in corso in presenza di pagamenti irregolari. Le contestazioni di qualsiasi valore o entità non danno diritto alla sospensione dei pagamenti.

**RECLAMI**

Il compratore è tenuto a verificare la conformità dei prodotti e l'assenza di vizi. Non si accettano reclami o resi merce dopo 7 giorni dal ricevimento della stessa. I reclami devono pervenire entro i termini indicati tramite lettera raccomandata e via fax.

Ogni reso deve essere preventivamente autorizzato dalla Artis srl che fornirà istruzioni in merito.

**CARATTERISTICHE TECNICHE**

La Artis si riserva la facoltà di apportare ogni variazione agli articoli senza nessun preavviso.

**RISERVATO DOMINIO**

I prodotti rimangono di proprietà della Artis srl fino al totale pagamento del prezzo in conformità a quanto previsto dal Codice Civile.

**FORO COMPETENTE**

Per ogni controversia, relativa o collegata ai contratti cui si applicano le presenti condizioni generali è esclusivamente competente il foro di Brescia. Il presente catalogo annulla e sostituisce tutti i precedenti, le immagini e i dati contenuti nel presente catalogo sono da ritenersi indicativi, e possono subire variazioni anche senza alcun preavviso.

**PRICES**

The prices quoted in the price lists are not binding. The Artis Inc. reserves the right to vary the selling prices at any time without notice.

Prices do not include VAT.

**PAYMENTS**

Any delay in payment will result in the collection of late payment interest at the current rate. The Artis Inc. reserves the right to suspend any pending orders in the presence of irregular payments. The disputes of any value or entity not eligible for a suspension of payments.

**COMPLAINTS**

The buyer is required to verify the conformity of products and the absence of defects. Complaints are not accepted or returned goods after 7 days of receiving it. Claims must be received by the deadline indicated by registered letter or fax. Every return must be previously authorized by Artis Ltd. which will provide instructions.

**TECHNICAL FEATURES**

The Artis reserves the right to make any changes to the articles without notice.

**Retention of title**

The products remain the property of Artis Ltd. until full payment of the price in accordance with the provisions of the Civil Code.

**JURISDICTION**

Any dispute concerning or related to contracts covered by these general conditions is exclusively the competence of the Brescia Bar. The Resente catalog replaces all previous ones, the images and the data contained in this catalog are indicative and are subject to change without prior notice.

**PRIX**

Les prix indiqués dans les listes de prix sont sans engagement.

Artis srl se réserve le droit de modifier les prix de vente à tout moment sans préavis. Les prix n'incluent pas la TVA.

**PAIEMENTS**

Tout retard de paiement entraînera la facturation d'intérêts de retard au taux en vigueur.

Artis srl se réserve le droit de suspendre toute commande en cours en présence de paiements irréguliers.

Les litiges de toute valeur ou entité ne donnent pas le droit de suspendre les paiements.

**RÉCLAMATIONS**

L'acheteur est tenu de vérifier la conformité des produits et l'absence de défauts. Nous n'acceptons pas les plaintes ou les retours de marchandises après 7 jours à compter de leur réception. Les réclamations doivent être reçues dans les délais indiqués par lettre recommandée et par fax.

Chaque retour doit être autorisé au préalable par Artis srl qui fournira des instructions à ce sujet.

**CARACTÉRISTIQUES TECHNIQUES**

Artis se réserve le droit d'apporter des modifications aux articles sans préavis.

**Domaine réservé**

Les produits restent la propriété de Artis srl jusqu'au paiement intégral du prix conformément aux dispositions du Code civil.

**JURIDICITION**

Pour tout litige, relatif ou lié aux contrats auxquels s'appliquent les présentes conditions générales, le tribunal de Brescia est le seul exclusivement compétent. Ce catalogue annule et remplace tous les précédents, les images et les données contenues dans ce catalogue sont à considérer à titre indicatif, et peuvent faire l'objet de variations même sans préavis.





## ARTIS GARANZIA | WARRANTY | GARANTIE

### TUTTI I PRODOTTI ARTIS VENGONO SOTTOPOSTI AD ACCURATI CONTROLLI E SONO GARANTITI PER UN PERIODO DI 5 ANNI A DECORRERE DALLA DATA DI INSTALLAZIONE.

La garanzia decade invece nel caso si verificano le seguenti situazioni:

- i componenti soggetti a normale usura quali aeratori e anelli O-ring.
- i danni derivati da uso improprio o errato montaggio.
- i danni derivati da cattiva manutenzione, uso di prodotti impropri per la pulizia, calcare e calcinacci nelle tubature dell'acqua.
- i danni derivati dall'uso di ricambi non originali.

Nel caso di una presunta lamentela, è necessario restituire il rubinetto, debitamente imballato e provvisto sia della prova di acquisto (ricevuta di cassa, fattura, ect.) sia del tagliando di controllo. Il Vostro fornitore chiederà l'applicazione della garanzia. Se la lamentela è coperta da garanzia, verrà sostituito gratuitamente il rubinetto in questione, questo a giudizio insindacabile della ditta Artis. Qualora la garanzia non si possa applicare, verrà restituito il rubinetto e verranno addebitate le spese di spedizione, collaudo ed eventuali costi di riparazione.

**ATTENZIONE:** la garanzia non può essere applicata se manca il tagliando di controllo. Non si accettano fotocopie del tagliando di controllo o tagliandi incompleti, alterati, manomessi o non appartenenti alla serie del pezzo contestato. Con riserva di modifiche tecniche.

### ALL ARTIS PRODUCTS ARE SUBJECT TO CAREFUL CONTROLS AND THE GUARANTEE IS VALID FOR A 5 YEARS PERIOD FROM THE INSTALLATION DATE AND IT COVERS LABOUR AND MATERIAL DEFECTS.

The guarantee does not cover:

- those components subject to wear and tear such as O-rings.
- damages caused by an improper use or wrong assembling
- damages caused by the use of improper cleaning products / maintenance products, or scale deposits in the water pipes supplying the tap.
- damages caused by the use of non original spare parts.

In order to use this guarantee, it is necessary to return the tap to the original place of purchase well packaged, together with the relevant purchase documents (purchase invoice or receipt etc.). You should also include the Test Certificate. Your supplier will then ask for a formal application of the guarantee. If the fault is covered by the guarantee, Artis will then decide whether to repair or replace the tap free of charge. If the fault is not covered by the guarantee, then the tap will be returned either repaired or not and all expenses such as transport, testing and the repair cost itself will be charged.

**PLEASE NOTE:** this guarantee is not valid if the Test certificate is not returned. Certificates which are photocopied, damaged, incomplete, altered, or not belonging to the returned item cannot be accepted. We reserve the right to make technical modifications.

### TOUS LES PRODUITS ARTIS SONT SOUMIS À DES CONTRÔLES MINUTIEUX ET SONT GARANTIS POUR UNE PÉRIODE DE 5 ANS À COMPTER DE LA DATE D'INSTALLATION.

La garantie, en revanche, est nulle dans les cas suivants:

- composants soumis à une usure normale tels que aérateurs et joints toriques.
- les dommages résultant d'une mauvaise utilisation ou d'un assemblage incorrect.
- les dommages résultant d'un mauvais entretien, de l'utilisation de produits de nettoyage inappropriés, de calcaire et de gravats dans les conduites d'eau.
- les dommages résultant de l'utilisation de pièces de rechange non originales.

En cas de réclamation présumée, il est nécessaire de retourner le robinet, dûment emballé et muni à la fois de la preuve d'achat (ticket de caisse, facture, etc.) et du coupon d'inspection. Votre fournisseur demandera l'application de la garantie. Si la réclamation est couverte par la garantie, le robinet en question sera remplacé gratuitement, à la seule discrétion de la société Artis. Si la garantie ne peut être appliquée, le robinet sera retourné et les frais d'expédition, d'essai et de réparation seront facturés.

**ATTENTION:** la garantie ne peut être appliquée si le coupon d'inspection est manquant. Les photocopies du coupon d'inspection ou incomplètes, altérées, altérées ou n'appartenant pas à la série de la pièce litigieuse ne sont pas acceptées. Sous réserve de modifications techniques.



ARTIS

**AVVERTENZE** | WARNINGS | AVERTISSEMENTS**AVVERTENZE MANUTENZIONE  
SUPERFICI VERNICIATE E  
GALVANICHE****Manutenzione e Pulizia delle Finiture**

I prodotti ARTIS sono realizzati con materie prime di qualità e con tecnologie avanzate, ed il controllo del processo di realizzazione dei prodotti, compresa la fase finale di finitura, garantisce prodotti curati ed efficienti. È però necessario seguire normali procedure per garantirsi durata estetica e funzionale dei prodotti, come qui di seguito indicato.

**Pulizia Generale**

Per pulire i prodotti ARTIS, è sufficiente passare delicatamente un panno umido sulle superfici e asciugare con un panno morbido. Non utilizzare MAI detergenti abrasivi, acidi, solventi o candeggina su nessuna superficie dei nostri prodotti.

**Pulizia Finiture Galvaniche**

Per pulire queste superfici, è sufficiente seguire le istruzioni di Pulizia Generale.

**Pulizia Finiture in Verniciatura**

Per pulire i prodotti in queste finiture basta seguire le istruzioni generali di pulizia. Le macchie derivanti da depositi di sapone o dentifricio devono essere rimossi lavando le superfici solo con acqua e sapone. I depositi di calcare possono essere dissolti con una soluzione al 50/50 di aceto bianco e acqua, risciacquati e asciugati con un panno morbido. Non immergere il prodotto direttamente nell'aceto puro, che è un acido delicato ma che con un contatto prolungato potrebbe danneggiare il rivestimento della finitura. Non utilizzare mai panni ruvidi o detergenti abrasivi, acidi, solventi o candeggina.

**WARNINGS FOR MAINTENANCE  
OF PAINTED AND GALVANIC  
SURFACES****Maintenance and Cleaning of Finishes**

ARTIS products are made with quality raw materials and advanced technologies, and the control of the product manufacturing process, including the final finishing phase, guarantees accurate and efficient products. However, it is necessary to follow normal procedures to ensure the aesthetic and functional durability of the products, as indicated below.

**General Cleaning**

To clean ARTIS products, simply wipe surfaces gently with a damp cloth and dry with a soft cloth. NEVER use abrasive cleaners, acids, solvents or bleach on any surface of our products.

**Cleaning of Galvanic Finishes**

To clean these surfaces, simply follow the General Cleaning instructions.

**Cleaning of Painted Finishes**

To clean products in these finishes simply follow the general cleaning instructions. Stains resulting from soap or toothpaste deposits must be removed by washing the surfaces only with soap and water. Limescale deposits can be dissolved with a 50/50 solution of white vinegar and water, rinsed and dried with a soft cloth. Do not immerse the product directly in pure white vinegar, which is mild acid, but which with prolonged contact could damage the finish coating. Never use rough cloths or abrasive detergents, acids, solvents or bleach.

**AVERTISSEMENTS POUR  
L'ENTRETIEN DES SURFACES  
PEINTES ET GALVANIQUES****La Entretien et Nettoyage des Finitions**

Les produits ARTIS sont fabriqués avec des matières premières de qualité et des technologies avancées, et le contrôle du processus de fabrication des produits, y compris la phase de finition finale, garantit des produits précis et efficaces. Il est toutefois nécessaire de suivre les procédures normales pour assurer la durabilité esthétique et fonctionnelle des produits, comme indiqué ci-dessous.

**Nettoyage Général**

Pour nettoyer les produits ARTIS, essayez simplement doucement les surfaces avec un chiffon humide et séchez avec un chiffon doux. N'utilisez JAMAIS de nettoyeurs abrasifs, d'acides, de solvants ou d'eau de Javel sur aucune surface de nos produits.

**Nettoyage des Finitions Galvaniques**

Pour nettoyer ces surfaces, suivez simplement les instructions générales de nettoyage.

**Nettoyage des Finitions en Peinture**

Pour nettoyer les produits dans ces finitions, suivez simplement les instructions générales de nettoyage. Les taches résultant de dépôts de savon ou de dentifrice doivent être éliminées en lavant les surfaces uniquement avec de l'eau et du savon. Les dépôts calcaires peuvent être dissous avec une solution 50/50 de vinaigre blanc et d'eau, rincés et séchés avec un chiffon doux. Ne pas plonger le produit directement dans du vinaigre pur, qui est un acide doux mais qui, en cas de contact prolongé, pourrait endommager le revêtement de finition. N'utilisez jamais de chiffons rugueux ni de détergents abrasifs, de l'acide, de solvants ou d'eau de Javel.



ARTIS

**AVVERTENZE** | WARNINGS | AVERTISSEMENTS**Pulizia Finiture PVD**

Il PVD (Physical Vapour Deposition) è un processo di rivestimento che consente di ottenere un livello elevato di durezza delle superfici, ed una resistenza agli agenti atmosferici, ed ai detersivi.

Le finiture in PVD sono solide e durature nel tempo, e per mantenere le condizioni originali basta asciugare i prodotti con un panno morbido dopo ogni utilizzo. I depositi di calcare possono essere dissolti con una soluzione al 50/50 di aceto bianco e acqua, risciacquati e asciugati con un panno morbido. Non immergere il prodotto direttamente nell'aceto puro, che è un acido delicato ma che con un contatto prolungato potrebbe danneggiare il rivestimento della finitura.

Non utilizzare mai panni ruvidi o detersivi abrasivi, acidi, solventi o candeggina.

**Uso di addolcitore d'Acqua**

In caso di presenza di un addolcitore d'acqua, sono importanti la manutenzione e la regolazione dell'apparecchio secondo le disposizioni di legge in vigore nella vostra area geografica, in quanto un'acqua troppo dolce diventa aggressiva per l'impianto e può provocare danni.

**IMPORTANTE:** Il mancato rispetto di queste poche regole, potrebbero inficiare la validità della GARANZIA sul prodotto.

**Cleaning of PVD Finishes**

PVD (Physical Vapor Deposition) is a coating process that allows to obtain a high level of surface hardness, and resistance to atmospheric agents and detergents.

PVD finishes are solid and long-lasting, and to maintain their original conditions over time, simply dry the products with a soft cloth after each use.

Limescale deposits can be dissolved with a 50/50 solution of white vinegar and water, rinsed and dried with a soft cloth.

Do not immerse the product directly in pure vinegar, which is a mild acid but which with prolonged contact could damage the finish coating.

Never use rough cloths or abrasive detergents, acids, solvents or bleach.

**Use of Water Softener**

If there is a water softener, maintenance and adjustment of the device, according to the legal provisions in force in your geographical area, are important, as water that is too soft becomes aggressive for the system and can cause damage.

**IMPORTANT:** Failure to comply with these few rules could invalidate the validity of the WARRANTY on the product.

**Nettoyage des Finitions PVD**

Le PVD (Physical Vapor Deposition) est un procédé de revêtement qui permet d'obtenir un niveau élevé de dureté de surface, et de résistance aux agents atmosphériques et aux détergents.

Les finitions PVD sont solides et durables, et pour conserver leurs conditions d'origine dans le temps, il suffit de sécher les produits avec un chiffon doux après chaque utilisation.

Les dépôts calcaires peuvent être dissous avec une solution 50/50 de vinaigre blanc et d'eau, rincés et séchés avec un chiffon doux. Ne pas plonger le produit directement dans du vinaigre pur, qui est un acide doux mais qui, en cas de contact prolongé, pourrait endommager le revêtement des finitions.

N'utilisez jamais de chiffons rugueux ni de détergents abrasifs, de l'acide, des solvants ou de l'eau de Javel.

**Utilisation d'un adoucisseur d'eau**

S'il existe un adoucisseur d'eau, l'entretien et le réglage de l'appareil, selon les dispositions légales en vigueur dans votre zone géographique, sont importants, car une eau trop douce devient agressive pour le système et peut provoquer des dégâts.

**IMPORTANT:** Le non-respect de ces simples règles, pourrait invalider la validité de la GARANTIE sur le produit.





**Si ringraziano per la collaborazione**

Thanks for the cooperation | Merci pour la coopération

**RAPSEL SRL**

Per l'utilizzo di alcuni loro prodotti nelle ambientazioni fotografiche | For the use of some of their products in photographic settings  
Pour l'utilisation de certains de leurs produits dans des contextes photographiques

**PLATFORM NETWORK SRL**

Progetto grafico e impaginazione | Graphic design project and layout | Conception et mise en page graphiques

**ANNA KOJ**

Fotografa | Photographer | Photographe